



# Operations Report

May 1, 2019 – May 31, 2019

**Victor Wyrsh**  
Deputy Chief of Operations

# OPERATIONS REPORT

May 1 – May 31, 2019

## GREATER ALARMS:

There were two greater alarm fires during this reporting period at the following locations:

**2nd Alarm-** (5/4/19) 0053 hours, 1635 Golden Gate Avenue, cross street Scott. Units arrived on scene to a 3 story, type 5 building. There were no injuries. The cause of the fire was accidental. (Assistant Chief Lorrie Kalos)

Fire was reported as in the rear of the building, and originated on a patio that was covered by a cantilevered portion of the building. This appeared to conceal the fire for a significant duration that allowed the fire to extended up and through the siding into the building.

First companies placed the first and second hose leads to the rear of the building with Battalion 4 via the separation between the fire building and the "D" delta exposure. It was quickly determined that the fire extended up to the third floor interior of the building. An additional line was taken interior with Battalion 5 to contain the impinging fire. All first alarm companies were assigned.

Primary and secondary searches were completed in the fire building and the exposure "B." All tenants had self-evacuated.

A second alarm was called.

The second alarm was necessary to make assignments into the 'B' bravo exposure that abutted the fire building. An engine, truck, and Battalion 2 were assigned to "B" and ultimately no extension occurred.

The fire building had been remodeled which covered the patio. This allowed the outside fire of a wicker table to remain unseen. This also turned a 2-flat building into a 4-unit building, which helped contain the interior damage to the rear units.

**2nd Alarm-** (5/26/19) 0359 hours, 1557 Innes Avenue, cross streets 3<sup>rd</sup> and Mendell. Units arrived on scene to a 3 story, type 5 building. There were no injuries. The cause of the fire is under investigation. (Assistant Chief Lorrie Kalos)

Incident was reported as an outside fire between the fire address and exposure "D." The fire had been burning for some time prior to SFFD's arrival. Smoke had begun entering the fire building. This fire is what would be called a truck fire. It took diligence, ladders, and tools to chase the fire and prevent it from extending further into the building.

It was reported by a neighbor that there were three children in the upper unit of the fire building. Residents of the fire building were seen self-evacuating. The first engines into the upper unit and the primary search of the building completed by Rescue Squad 2 confirmed the building had been evacuated and cleared.

Fire attack was focused on extinguishing and ensuring the fire did not extend to the interior of the building. The fire reached into the siding and the void space below the stairs of the upper unit. Through diligent truck work of opening the siding and inspection holes in the upper unit, crews were able to keep the fire from spreading into the attic and living spaces.

A second alarm was called.

There were three hose leads: 1 between the two buildings; 1 into the fire building; and 1 into exposure "D." This took the use of the 3 first alarm engines, leaving D3 with the RIC engine managing utilities. Both trucks were split to perform truck duties. 2 members of Truck 17 went to the roof to ventilate. Truck 17 and Truck 9 crews were used to search, open inspection holes, and open the siding on the exterior.

There was also extension into the over-hang of exposure "D." The third truck was quickly assigned to the "D" exposure. The first engine on the second engine took control of the exposure and the fire was stopped before reaching into the attic or interior of the building.

The second and third engines were used to perform ladder raises to provide secondary ladders to the fire building.

It was also determined that additional truck equipment was needed, even though there was plenty of personnel, so a special call for a fourth truck was made. The 4<sup>th</sup> truck was not utilized, as the current crews were able to contain the fire.

The cause of the fire is under investigation.

**Public Information Officer**  
**Fire Commission Report – May 1 to May 31, 2019**  
**Lieutenant Jonathan Baxter**

**Notable Incidents**

- 05-01-19 CLIFF RESCUE, Marshal Beach, 1 person stranded on rock. Victim was rescued and will recover.
- 05-03-19 Car Fire in garage on 1300 block of 26<sup>th</sup> Avenue, Tesla fire. Vehicle removed with no harm to occupants.
- 05-03-19 1ST ALARM FIRE 732 Treat Ave. See video here: <https://youtu.be/d8iFpHr5j40>
- 05-03-19 WILDLAND FIRE, Alemany at 280. No injuries or structures.
- 05-04-19 2<sup>ND</sup> ALARM FIRE, 1635 Golden Gate Avenue No injuries.
- 05-05-19 1<sup>ST</sup> ALARM FIRE, 56 Julian Avenue. No injuries.
- 05-06-19 1<sup>ST</sup> ALARM FIRE, 468 Bartlett Street. No injuries.
- 05-08-19 GAS LEAK 23<sup>rd</sup> Avenue and JUDAH, third party incident. Shelter in place and evacuations conducted door to door on the immediate block (23rd and Judah 1 block NWSE of intersection. The gas leak at 23<sup>rd</sup> and Judah was resolved. No injuries. Cause was a 3<sup>rd</sup> party, **not** PG&E.
- 05-13-19 1<sup>ST</sup> ALARM FIRE, 594 Valencia Street, no injuries.
- 05-18-19 1ST ALARM FIRE, 645 Velasco Avenue, no injuries, 5 displaced (Red Cross Bay Area assisting). Fire is under investigation.
- 05-20-19 CLIFF RESCUE Sutro Bath House. Adult rescued with minor injuries.
- 05-20-19 COASTAL RESCUE A ship crewmember experienced chest pain. Department was summoned by phone to assess and treat. The Department boarded the ship at buoy 9 and worked with the USCG helicopter team to package the patient and hoist him from the deck and transport to local hospital. Victim will recover.
- 05-21-19 ACTIVE SHOOTER, reported at 350 Rhode Island was false. Crews worked well with law enforcement and within the Active Shooter plans.
- 05-22-19 1ST ALARM FIRE, Pier 39, between GRANT Avenue and Stockton St., no displaced or injured. Fire is under investigation.
- 05-22-19 BAY RESCUE, kite surfer in distress rescued and will recover.
- 05-22-19 COASTAL RESCUE, victim stranded on seal rock. Beach Patrol was able to rescue the victim on a long board and bring the person to shore. SFFD assessed victim who will recover.
- 05-22-19 WORKING FIRE, 2ND ALARM, 1557 Innes Avenue. No injuries, 12 displaced. This fire is under investigation.
- 05-28-19 Rescue 2 witnessed a collision while enroute to another collision. RS2 used the new handheld jaws of life to quickly rescue two occupants from two cars.
- 05-29-19 GAS LEAK 15<sup>th</sup> and Mission. Construction crews struck a line. Line was capped and cleared. Initiated a shelter in place; no injuries.
- 05-29-19 BAY RESCUE, AQUATIC PARK, Wind Surfer rescued and will recover.

### Social Media Responses

- Thanks for your great communication with the public SFFD PIO! -Twitter
- Thanks for the info! I greatly appreciate public information and awareness-Twitter

### Functions

- 05-01-19 Fire Station 5 Grand Re-Opening Event. Watch Video here: [https://youtu.be/bhFc8\\_ehVnA](https://youtu.be/bhFc8_ehVnA)
- 05-02-19 PIO attended the Bay Area Mass Notification Seminar learning how to work with other agencies, disseminating information to those in need during a disaster.
- 05-05-19 Chief Joanne Hayes-White retired.
- 05-06-19 PIO worked with other City Departments obtaining ICS training in order to work together better, and more efficiently during a disaster.
- 05-09-19 Bike to Work Day. Many Department members participated in this event.
- 05-09-19 Command Staff attended the Local 798 General Membership Meeting.
- 05-10-19 The PIO/CORE team facilitated ride along for the Mission High School teachers who will be facilitating the first ever Fire/EMS program next semester at Mission High School.
- 05-13-19 CORE members and the BFA hosted NAACP President Rev. Townsend and former Mandela cabinet member, Ketso Gordhan, with a Fireboat tour and a meeting on unity.
- 05-15-19 San Francisco Supervisor Matt Haney visited the SFFD Fire Fighting School, and SFFD Station 48 on Treasure Island. He greeted new recruits, went through training exercises, and discussed how to support them in their extraordinary service to the community.
- 05-16-19 Station 49, Chief of Department Jeanine Nicholson and the Command Staff held one of several Town Hall meetings.
- 05-19-19 Bay to Breakers Event
- 05-20-19 Members visited New York to learn and share firefighting strategies.
- 05-27-19 Command Staff and personnel attended multiple Memorial Day events.

### Outreach

- Multiple Public Safety announcements have been made throughout the month covering items from Surf Safety to how to use a fire extinguisher. For more real-time announcements, please visit the Department Twitter account: [@sffdpio](https://twitter.com/sffdpio)
- Engine companies continue to distribute fire prevention and education material while on calls, or out in public. This material is now available on our website in multiple languages. To download visit [www.sf-fire.org](http://www.sf-fire.org)
- Coastal Rescue companies continue to give surf hazard education to the community while on calls, or while out in public (targeted to Ocean Beach Area).
- Cliff Rescue units provide cliff rescue and animal safety community outreach in areas such as Fort Funston.
- Sign up for emergency notifications by texting "ALERTSF" to this number: 888777
- Recruitment efforts towards all populations continue.
- "See the Red Lights Pull to the Right" campaign regarding yielding to emergency vehicles and how to react when there is an emergency vehicle is receiving public attention.

- Bicycle safety messages are on social media and in public areas promoting safe riding habits, wearing helmets, following the traffic laws, and yielding to pedestrians and emergency vehicles. It is an effort to reduce bicycle related accidents and injuries.
- Pedestrian safety and distracted driver safety messages on social media: “Look don’t like” (referring to texting); yield to pedestrians; and share the road with bicyclists, to name a few.
- Pet safety tips for heat related issues placed on social media and shared with media outlets. Do not forget your pets when making a home or work escape or disaster plan.
- Cliff and hiking safety messaging on social media to help reduce falls, entrapments and rescue incidents.
- Information on the station rebuilds and ESER 2014 bonds have been posted on social media to help keep the community informed.
- The Department is part of a national fire service campaign called: “Close Your Door Before You Doze.” This campaign encourages the closing of bedroom doors at night to increase your chances of survival or being rescued during a fire. The temperature outside a door can reach 1000 degrees, in comparison to 100 degrees behind a closed bedroom door.
- The Department has teamed up with DEM to promote the “When to Call 911” campaign to help reduce non-emergency calls to 911.
- The Department worked with SF-Environment to promote fire extinguisher disposal.
- The Department assisted SF-Environment with safety information on batteries and how to properly dispose of them. When improperly disposed of, old batteries can cause fires. To learn more visit: [sfbatterysafe.org](http://sfbatterysafe.org)
- Bicycle Safety Month Safety information provided on social media, print media, and handouts.
- Mental Health Month Safety information and tips handed out, placed on social media and print media.
- Beach Rescue video produced. See video here: <https://youtu.be/hT6s9gHlwBE>
- Cliff Rescue video produced. See video here: <https://youtu.be/i4OFC40hb8c>
- Rick Rescue video produced. See video here: [https://youtu.be/npYJ3CXNa\\_Y](https://youtu.be/npYJ3CXNa_Y)
- Distributed Generator Safety tips
- Supported National Nurses Week.
- Mother’s Day wishes to all members on duty.
- Supported National Police Week.
- Distributed Memorial Day Safety Tips

# OPERATIONS CHIEF UPDATE MAY 2019

DEPUTY CHIEF VICTOR WYRSCH



## 2<sup>nd</sup> Alarm 1557 Innes



## 2nd Alarm Fire 1635 Goldengate Ave No injuries.



## RESCUE 2 ON VIEW COLLISION





A FEW PICS FROM A FEW 1<sup>ST</sup> ALARM FIRES IN  
MAY



MAY 20<sup>TH</sup> TO 25<sup>TH</sup> WAS EMS APPRECIATION WEEK  
THANK YOU TO ALL OUR EMS PERSONNEL.



## EMS WEEK 2019



THANK YOU STARBUCKS FOR SPONSORING OUR  
THREE DAYS OF COFFEE WITH A PARAMEDIC






## COMMUNITY OUTREACH



## CHIEF NICHOLSON WELCOMED AND SWORN INTO OFFICE ON MAY 6<sup>TH</sup>, 2019



## WORKING WITH THE MEDIA TO PROVIDE THE PUBLIC WITH INFORMATION ON WHAT WE DO



## DISTRICT- SAFETY FAIR IN THE RICHMOND



## FALSE REPORT OF AN ACTIVE SHOOTER



THIS YEARS COASTAL SAFETY SUMMER MEDIA EVENT INCLUDED SONOMA COUNTY SHERIFF



SFO-DIVISION CONTINUES TO PROVIDE GREAT SERVICE AND RESPONSES.




## COMMUNITY OUTREACH



## COMMAND STAFF MEETS WITH LINE PERSONNEL



## BAY AREA MASS NOTIFICATION SEMINAR




## SURF RESCUE CLASS AND DRILLS





## STOP THE BLEED TRAINING FOR COMMUNITY



## UPCOMING EVENTS

**Learn Spanish!**  
Sponsored by Los Bomberos



**ADVISORY**

**What:** Spanish for First Responders B Law Enforcement  
**Who:** SF Middle High School, West Portal  
**When:** Wednesday from 6:00pm - 8:00pm August 18th  
**Who:** SFFD/SFED or any Emergency Services Agency  
**Why:** Learning the language of the people we serve is a great way to better understand the needs of our community of 250,000+ people in San Francisco. SFFD is our nation's emergency personnel to know or communicate in Spanish before we get it.

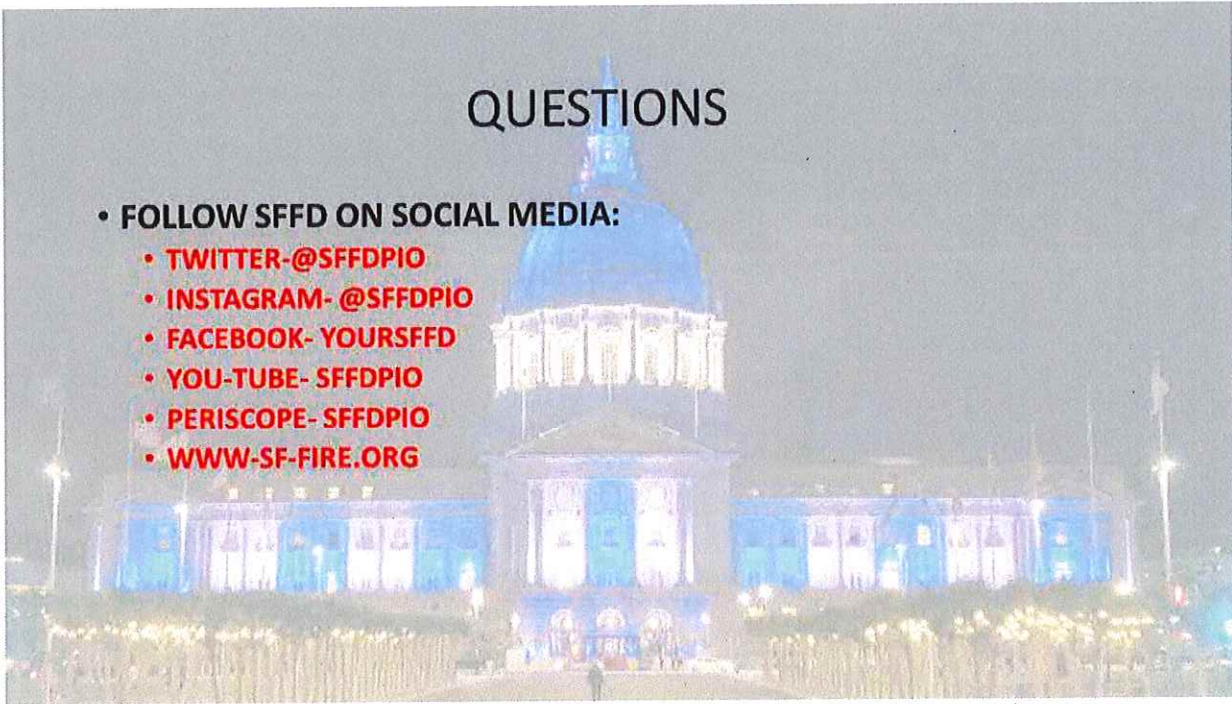
You will learn pronunciation and vocabulary, and have an opportunity to ask your instructor to your job. Perhaps just in case you will contact with members of other City Departments always when you're out on the job.

Sponsored by Los Bomberos  
San Francisco, CA

## QUESTIONS

- **FOLLOW SFFD ON SOCIAL MEDIA:**

- **TWITTER-@SFFDPIO**
- **INSTAGRAM- @SFFDPIO**
- **FACEBOOK- YOURSFFD**
- **YOU-TUBE- SFFDPIO**
- **PERISCOPE- SFFDPIO**
- **WWW-SF-FIRE.ORG**



**Emergency Medical Services  
Fire Commission Report – May 1 to May 31, 2019  
ADC Sandra Tong**

**General Activities**

- Two week orientation of EMS1 responsibilities with Capt. Andy Zano
- Regular meetings with new supervisors Deputy Chiefs Wyrch and Velo to discuss reporting relationships and problem solve immediate issues
- Met with Department staff to become familiar with the various components of the job, including Deputy Director of Planning and Finance Mark Corso, SFFD Medical Director Dr. Clement Yeh, Communications Battalion Chief Pat D'Arcy, A/Section Chief Tony Molloy, A/Section Chief of TI Training Nick Payne, EMS6 Captain Simon Pang, MIS Supervisor Jesus Mora, Assignment Office Chief Neuneker
- Attended celebrations and events for EMS Week May 20-24, 2019.

**Ambulance Deployment Facility (new Station 49)**

- Met with ADF Project Manager Kathleen O'Day, and given an overview of the facility and progress of construction.
- Attended ADF Finance meeting re: current costs and updates.

**H3L1 (Ambulance EMT)**

- Survey sent out to current list of interested H3L1 applicants to elicit continued interest in the position.
- Expecting results from HR, and then will compile applications for background inquiries
- Goal is to select a class for mid-July

**San Francisco Fire Department  
Incident Distribution - Identifiable Home Address (Last 6 Months)**

		No		Yes		Total
EMS6	2018/12	165	69%	75	31%	240
	2019/01	157	72%	61	28%	218
	2019/02	153	75%	51	25%	204
	2019/03	141	67%	68	33%	209
	2019/04	147	65%	80	35%	227
	2019/05	173	69%	76	31%	249
Fire Incidents	2018/12	30				30
	2019/01	33				33
	2019/02	29				29
	2019/03	23				23
	2019/04	23				23
	2019/05	34				34
	2019/06	1				1
Medical Incidents	2018/12	2,844	35%	5,263	65%	8,107
	2019/01	2,780	35%	5,168	65%	7,948
	2019/02	2,714	37%	4,625	63%	7,339
	2019/03	2,934	37%	5,081	63%	8,015
	2019/04	2,782	38%	4,615	62%	7,397
	2019/05	2,818	37%	4,770	63%	7,588
	2019/06	121	40%	179	60%	300

**Incident Distribution by Station Area - Identifiable Home Address (Last 3 Months)**

	2019/03			2019/04			2019/05		
	Medical Calls	No Home Address	%	Medical Calls	No Home Address	%	Medical Calls	No Home Address	%
	1	0	0.00	0	0	0.00	0	0	0.00
01 - 935 Folsom St.	1,047	384	36.68	1,027	409	39.82	1,139	418	36.70
02 - 1340 Powell St.	222	53	23.87	190	47	24.74	179	40	22.35
03 - 1067 Post St.	1,584	481	30.37	1,541	566	36.73	1,445	495	34.26
04 - 449 Mission Rock	67	22	32.84	58	16	27.59	64	26	40.63
05 - 1301 Turk St.	312	54	17.31	302	45	14.90	278	43	15.47
06 - 135 Sanchez St.	471	152	32.27	443	145	32.73	464	140	30.17
07 - 2300 Folsom St.	543	174	32.04	505	186	36.83	493	149	30.22
08 - 36 Bluxome	420	230	54.76	333	142	42.64	363	193	53.17
09 - 2245 Jerrold St.	129	60	46.51	124	67	54.03	152	79	51.97
10 - 655 Presidio	216	31	14.35	162	20	12.35	215	29	13.49
11 - 3880 26th St.	245	85	34.69	253	79	31.23	222	61	27.48
12 - 1145 Stanyan St.	114	44	38.60	111	47	42.34	104	41	39.42
13 - 530 Sansome St.	356	129	36.24	344	139	40.41	417	130	31.18
14 - 551 26th Ave.	123	22	17.89	117	12	10.26	91	12	13.19
15 - 1000 Ocean Ave.	182	41	22.53	184	51	27.72	188	63	33.51
16 - 2251 Greenwich St.	173	59	34.10	181	60	33.15	140	38	27.14
17 - 1295 Shafter St.	330	66	20.00	310	58	18.71	319	63	19.75
18 - 1933 32nd Ave.	130	12	9.23	118	18	15.25	120	12	10.00
19 - 390 Buckingham Way	179	21	11.73	175	29	16.57	168	28	16.67
20 - 285 Olympia St.	51	7	13.73	29	8	27.59	36	7	19.44
21 - 1443 Grove St.	226	68	30.09	202	53	26.24	219	45	20.55
22 - 1290 16th Ave.	135	32	23.70	114	40	35.09	125	32	25.60
23 - 1348 45th Ave.	120	33	27.50	103	20	19.42	103	13	12.62
24 - 100 Hoffman St.	39	5	12.82	43	7	16.28	42	5	11.90
25 - 3305 3rd St.	106	34	32.08	94	30	31.91	92	37	40.22
26 - 80 Digby	50	11	22.00	49	3	6.12	61	7	11.48
28 - 1814 Stockton St.	267	59	22.10	216	45	20.83	262	61	23.28

	2019/03			2019/04			2019/05		
	Medical Calls	No Home Address	%	Medical Calls	No Home Address	%	Medical Calls	No Home Address	%
29 - 299 Vermont St.	167	75	44.91	143	54	37.76	159	76	47.80
31 - 441 12th Ave.	171	41	23.98	147	25	17.01	156	34	21.79
32 - 194 Park St.	185	54	29.19	158	35	22.15	168	22	13.10
33 - 8 Capitol St.	189	31	16.40	157	26	16.56	141	22	15.60
34 - 499 41st Ave.	101	27	26.73	113	28	24.78	87	23	26.44
35 - Pier 22 1/2	251	88	35.06	208	78	37.50	252	98	38.89
36 - 109 Oak St.	822	281	34.18	816	287	35.17	808	279	34.53
37 - 798 Wisconsin St.	84	18	21.43	70	18	25.71	68	18	26.47
38 - 2150 California St.	218	35	16.06	187	28	14.97	203	39	19.21
39 - 1091 Portola Dr.	87	19	21.84	96	30	31.25	95	23	24.21
40 - 2155 18th Ave.	140	14	10.00	108	6	5.56	83	11	13.25
41 - 1325 Leavenworth St.	229	35	15.28	201	48	23.88	220	36	16.36
42 - 2430 San Bruno Ave.	164	43	26.22	162	39	24.07	160	48	30.00
43 - 720 Moscow St.	206	34	16.50	188	42	22.34	209	47	22.49
44 - 1298 Girard St.	144	37	25.69	152	33	21.71	170	40	23.53
48 - 800 Avenue I, TI	28	3	10.71	32	5	15.63	48	14	29.17
51 - Presidio FD, Lincoln Blvd	28	16	57.14	33	11	33.33	44	11	25.00

**EMS-6 Report, 5/1/19 to 5/31/19**

The operational period is from May 1 through May 30, 2019. For the purpose of this report, the definition of high-frequency 9-1-1 caller is **10 or more** SFFD patient contacts in **365 days**, **4 or more** SFFD patient contacts in **30 days**, or **2 or more** SFFD patient contacts in **24 hours**.

**EMS-6 Encounters Per Shift**

- 10 of the top 10 callers were seen by EMS-6
- 20 of the top 20 callers were seen by EMS-6
- 68 of the top 603 callers were seen by EMS-6

Total number of frequent 9-1-1 callers that meet reporting criteria	603
Total number of calls generated from high frequency callers	1085
Total number of contacts in March 2019	289
Total number of unique individuals engaged	106
Average number of encounters per day	9.6
Percent of top 100 utilizers that have No Identifiable Home Address	71%

Special Note:

	<u>April Calls</u>	<u>May Calls</u>	<u>Decrease (Increase) Call %</u>
1	21	1	95%
2	18	0	100%
3	17	6	64%
4	16	17	(10%)
5	15	5	66%
6	15	1	93%
7	14	16	(15%)
8	14	9	35%
9	12	7	41%
10	11	16	(46%)
11	10	2	80%
12	10	0	100%
13	9	0	100%
14	9	3	67%
15	9	0	100%
16	9	4	55%
17	8	0	100%
18	8	8	0%
19	8	7	10%
20	8	0	100%
	<b>241</b>	<b>102</b>	

**Connections/Referrals**

	Offered	Connected
Shelter	24	2
Sobering Center	69	44
Joe Healy Detox	29	5
Treatment Program	17	1
Psychiatric Services	12	6
<b>TOTAL</b>	<b>151</b>	<b>58</b>



**Division of Fire Prevention and Investigation  
Division Update – May 1 to May 31, 2019  
Fire Marshal Daniel de Cossio**

**BFP Head Quarters Update: Permits/ High-Rise/Fire Complaints, Captain Tse**

**Permit Application for May 2019:**

Total Permits Issued for May	<b>405</b>
Number of Operational Permits	65
Number of Temporary Permits	340
Permit Application Fees Collected OTC (May)	\$91,204

**Inspections Completed May 2019:**

<b>Types of Inspection/Activity</b>	<b>Number</b>	<b>Hours</b>
NOV	93	56.6
Complaints	323	182.2
Referrals (DPH Non-Haz., DPH Haz., DPW)	83	53.9
Referrals (EC)	2	1.5
Referrals (SFPD)	36	25.7
DBI	889	685.6
Fire Alarm Inspection		
Permit Annual	506	262.3
Permit Approvals	129	102
Permit Follow-Up		
Port Permit Annuals	6	3.3
Port Permit Approvals	1	0.3
Event Plan Review (Non-DBI)	16	14.2
Place of Assembly Detail	1	5
Administrative Citation		
Hearing Re-Inspection	93	51
City Attorney Referral/ACE		
Order to Abate Re-inspection	6	3
High-Rise Annuals	33	99.3
High-Rise Follow-Up	8	4.2
FEP Review, EVAC Plan Review & High-Rise Report Writing	42	46.9
School Annuals	2	8.5
Day Care		
Onsite Consultation	5	3.5
OSHPOD Referral		
R2	1	0.5
Sprinkler Ordinance		
SRO Fire Prevention Workshop	1	0.7
SRO Sprinkler Ordinance		
Tank Installation		
Traccess Installation/Maintenance	12	10.5

File Research	13	14.8
Others (Initial Inspection, Technical Construction Inspection, Fire Clearance Request, Follow-Up Inspection, No Time Charged, Special System, Etc.)	16	22.8
PSD Counter	84	293.7
Administration (Email, Voicemail, Data Entry, etc.)	757	318.4
Code Research	36	52.3
Car Service	13	8.5
Training	100	259.1
<b>Total</b>	<b>3307</b>	<b>2590.3</b>

**Total Permit Annual Inspections:**

<b>Total Annual Permit Inspections</b>	<b>3622</b>
Completed	2885
Open	346
Pending Mobile/Citywide Pending (No Fixed Address)	4
Actual Total Annual Permit Inspections (Fixed Address)	3618
Actual Still Pending (Without Fixed Address)	387
<b>% Completed</b>	<b>89.3%</b>
<b>% Target Completion</b>	<b>91.7%</b>

**Total Permit Annual Inspections (Port): May 2019**

<b>Total Annual Permit Inspections</b>	<b>120</b>
Completed	69
Open	16
Pending	35
<b>% Completed</b>	<b>70.8%</b>
<b>% Target Completion</b>	<b>91.7%</b>

**Permit Annual Inspections by Section (Permit): May 2019**

<b>Total Annual Permit Inspections</b>	<b>1709</b>
Completed	1287
Open	262
Pending	164
<b>% Completed</b>	<b>90.4%</b>
<b>% Target Completion</b>	<b>91.7%</b>

**Permit Annual Inspections by Section (District): May 2019**

<b>Total Annual Permit Inspections</b>	<b>847</b>
Completed	754
Open	29
Pending	64
<b>% Completed</b>	<b>92.4%</b>
<b>% Target Completion</b>	<b>91.7%</b>

**Permit Annual Inspections by Section (High Rise): May 2019**

<b>Total Annual Permit Inspections</b>	<b>942</b>
Completed	778
Open	39
Pending	125
<b>% Completed</b>	<b>86.7%</b>
<b>% Target Completion</b>	<b>91.7%</b>

**Annual School Inspections May 2019:**

<b>Total Annual High-Rise Inspections</b>	<b>241</b>
Completed	236
Open	2
Pending	3
<b>% Completed</b>	<b>98.8%</b>
<b>% Target Completion</b>	<b>83.3%</b>

**Annual High-Rise Inspections May 2019:**

<b>Total Annual High-Rise Inspections</b>	<b>622</b>
Completed	554
Open	14
Pending	54
<b>% Completed</b>	<b>91.3%</b>
<b>% Target Completion</b>	<b>91.7%</b>

**Types of Operational Permits Issued (May 2019):**

<b>Description</b>	<b>Number</b>
Aboveground Stationary Tank, Storage & Use	7
Application of Flammable/Combustible Finishes	
Battery System, Storage & Use	1
Combustible Dust-Producing Operations	1
Combustible Materials, Miscellaneous, Storage, Handling	
Compress Gas, Storage, Use, & Handling	7
Cryogenic Fluids, Storage & Use	
Dry Cleaning Plant, Operation	
Firefighter Air System, Maintenance, Testing	
Flammable/Combustible Liquid, Portable Containers	1
Flammable/Combustible Finishes, Spray Painting Application	
Fruit & Crop Ripening Operation	
Hazardous Materials, Store, Transport, Dispense, Use, Handle	
High-Piled Storage	
Hot work Operations, Weld, Cut, Grind, Braze, Solder	6
Hot Work Operations, Jeweler, Grind, Braze, Solder	
Hot Work Operations, Roofer, Open Flame Device, Conduct	
Industrial Oven, Baking/Drying Operation	
Limited Application of Flammable/Combustible Finishes	
Liquefied Petroleum Gas, Mobile Caterer (Food Truck)	5
Liquefied Petroleum Gas, Portable Cylinders	5
Liquefied Petroleum Gas, Roofer, Storage, Use	
Liquefied Petroleum Gas, Tank, Storage, Use	1
Motor Fuel Facility, Operation	
Motor Fuel Facility, Self-Service, Operation	1
Open Flame (Candles, BBQ), Place of Assembly, Mobile Caterer	1
Place of Assembly Operation	24
Refrigeration Equipment Operation	2
Tires, Scrap/Tire Byproducts, Storage	
Underground Stationary Tank, Storage & Use	1
Vehicle Repair Garage, Major	1
Vehicle Repair Garage, Minor	
Waste Handling, Operation	1
<b>Total</b>	<b>65</b>

**Fire Complaints**

Total Overall Open Complaints (As of May 31, 2019): 197

Overall Open Complaints (R2 Inspections): 98

Overall Open Complaints (Other Sources): 99

Total Number of Complaints Received (May 2019): 342

Total Number of Complaints Received Through R2 Inspections: 96

Total Number of complaints Received Through Other Sources: 246

Total Number of Complaints Closed (May 2019): 475  
 Number of Complaints Closed (R2 Inspections): 178  
 Number of Complaints Closed (Other Sources): 297

**Closed Complaints by Disposition (March 2019):**

	CC	CI	DC	NA	NJ	NM	PM	RB	RE	RP	VI	Total
May	163		7	3		91		11	2		198	475

CC: Condition Corrected; DC: Duplicate Complaint; NA: Non-Applicable; NJ: No Jurisdiction; NM: No Merit; PM: Night Time Inspection; RB: Referred to DBI; RE: Referred to EID; RP: Referred to DPH; VI: NOV Issued

Total Number of Complaint ITEMS (May 2019): 419  
 Total Number of Complaint ITEMS Open (May 2019): 87  
 Total Number of Complaint ITEMS Closed (May 2019): 332

**Types of Complaints Received (May 2019):**

Description of Complaint	Open	Closed	Total
Fire Alarm Systems	27	70	97
Blocked Exits	6	22	28
Combustible Materials	4	2	6
Electrical Systems	2	3	5
Elevator Not Working			
Exit Maintenance	8	7	15
Extinguishers	11	26	37
Fire Escape	1	5	6
General Hazardous Materials		5	5
Hoarding	3	2	5
Illegal Occupancy	1	1	2
Multiple Fire Code Violations (High-Rise)		87	87
Open Vacant Building	1	1	2
Operating Without A Permit	4	3	7
Overcrowding Place of Assembly	1		1
Refused Hood & Duct Service			
Roof Access			
Sprinkler/Standpipe Systems	9	20	29
Street Numbering	0	4	4
UL Certificate Verification	2		2
Unapproved Place of Assembly	1	1	2
Uncategorized	5	17	22
Unlicensed Auto Repair			
Weeds & Grass	1	56	57
<b>Total</b>	<b>87</b>	<b>332</b>	<b>419</b>

Number of open violations before 5/1/19: 669  
 New Violations issued during the month of May 2019: 191  
 Violations resolved during the month of May 2019: 208  
 Number of Open Violations as of 5/31/2019: 652

**Administrative Hearing**

Month	No. of Hearings	No of Cases Heard	Orders of Rescissions	Cases Continued	Order to Abate	Order to Vacate
May 2019	3	40	12	15	13	0

**COMMUNITY OUTREACH**

Monthly activity:	May '19	(Apr '19)	(Mar '19)	(Feb '19)	(Jan '19)	(Dec '18)	(Nov '18)
Community Presentations/ Education	12	8	12	10	8	4	13
Number of Attendees (approx.) – total	9,045	4,680	2,517	353	1,013	390	11,375

**Public Informational Media:**

- CORE presence at ‘Sunday Streets’ for trial run 6/9/19; HO, CPR, STB, Recruit & Pub Ed
- Kidde proposed a project for the elderly/seniors; Event & Press Conference in planning stage
- A new van for transporting Community Outreach materials/supplies was ordered 05/31/19

**Community Outreach Presentations/Education for May 1 to May 30, 2019**

- 05-01-19; 2300 FOLSOM ST., San Francisco, Division of Training, 0930 – 1100 hours, public. Community Outreach, Recruitment and Education (CORE) Committee Meeting.
  - Attendees: FF Baraka (Recruitment Co-Chair); Lt. Anderson (Outreach Co-Chair); PM McAtee (Outreach Co-Chair); Inspectors Kato & Stone (Prevention Education Team); Intern Kennedy; FF Cricken; Lt. Crehan (SF Bike Coalition Liaison); Lt. Yamamoto; Captain Bowden; PM Castro (Member)
    - District Safety Fair; Tuesday, May 14<sup>th</sup>, 10am, 2901 Irving St.
    - CORE presence at ‘Sunday Streets’ for trial run June 9<sup>th</sup>; HO CPR, STB, Recruitment & Pub Ed
    - Kidde proposed project for the elderly, seniors Event & Press Conference in planning stage
- 05-02-19; 3200 711 EDDY ST., San Francisco, Eastern Park Apartments, hosted by Sequoia Living, 1200-1430 hours, residential.
  - Provided Fire Safety in the Home Workshop consisting of Fire Safety in the Home PowerPoint presentation, interactive Bullseye Digital Fire Extinguisher System session and Fire & Life Safety information table. Fire & Life Safety Educational Information packets in English, Chinese & Spanish; SFFD’s Fire Safety Tips for San Francisco in Russian, Vietnamese & Filipino containing Fire

- Safety Tip Sheets from SFFD; and NFPA, USFA and SFFD NERT were distributed.
- Tabled distribution of brochures from SFFD, NFPA, USFA, Alisa Ann Ruch Burn Foundation, DEM, SFFD Recruitment, NFPA Fire Extinguishers on the Job, Kitchen Fire Safety, Carbon Monoxide Alarms, Exit Drills in the Home, Alisa Ann Ruch Burn Foundation. Distributed SFFD keychain flashlights imprinted with the SFFD website.
  - Presented in English, with interpretation in Cantonese and Russian by OCEIA.
  - Approximately 85 attendees
- 05-04-19; 251 – 18<sup>TH</sup> AVENUE, San Francisco, Richmond Recreation Center 1000 – 1400 hours, public. Richmond Community Health Festival hosted by Supervisor Sandra Fewer.
    - Provided Fire & Life Safety Information Table and Bullseye Digital Fire Extinguisher System with 30-minute breakout session on Fire Extinguishers. Distributed SFFD's Fire & Life Safety Educational Packets in English, Chinese & Spanish, SFFD's Fire Safety Tips for San Francisco in Russian, Vietnamese & Filipino, brochures from SFFD, NFPA, USFA, Alisa Ann Ruch Burn Foundation, DEM, SFFD Recruitment, NFPA Fire Extinguishers on the Job, Kitchen Fire Safety, Carbon Monoxide Alarms, Exit Drills in the Home, Alisa Ann Ruch Burn Foundation. Distributed SFFD fire safety activity coloring books, picture books, plastic fire hats, sticker badges, fidget spinners, SFFD hot/cold packs, keychain flashlights imprinted with the SFFD website.
    - 48 Kidde smoke alarms distributed.
    - Approximately 350 attendees
  - 05-04-19; VALENCIA STREET AT 23<sup>RD</sup> STREET, San Francisco, Cinco de Mayo Celebration, 1000-1800 hours, public.
    - Provided Fire & Life Safety Information Table. Tabling included distribution of printed packets of information from the SFFD in English, Russian, Chinese, Spanish, Vietnamese and Filipino consisting of fire safety tip sheets and information from NFPA, USFA and SFFD NERT. Also, brochures from SFFD, NFPA, USFA, Alisa Ann Ruch Burn Foundation, DEM, SFFD Recruitment, NFPA Fire Extinguishers on the Job, Kitchen Fire Safety, Carbon Monoxide Alarms and Exit Drills in the Home brochures, Alisa Ann Ruch Burn Foundation were tabled. DEM 9-1-1 refrigerator magnets, SFFD plastic fire hats, sticker badges, hot/cold packs, coloring books, picture books and fidget spinners were distributed. Distributed SFFD fire safety activity coloring books, picture books, plastic fire hats, sticker badges, fidget spinners, SFFD hot/cold packs, keychain flashlights imprinted with the SFFD website.
    - 7 Kidde smoke alarms distributed.
    - Approximately 2000 community members contacted.
  - 05-08-19; 566 BUSH ST., San Francisco, Notre Dame des Victoire's Church, hosted by Meridian Management Group, 1000 – 1130 hours, residential.
    - Provided Fire Safety in the Home Workshop consisting of Fire Safety in the Home PowerPoint presentation, interactive Bullseye Digital Fire Extinguisher System session and Fire & Life Safety information table. Fire & Life Safety Educational Information packets in English, Chinese & Spanish and SFFD's Fire Safety Tips for San Francisco in Russian, Vietnamese & Filipino containing Fire Safety Tip Sheets from SFFD, NFPA, USFA and SFFD NERT were distributed. Tabled distribution of brochures from SFFD, NFPA, USFA, Alisa Ann Ruch Burn Foundation, DEM, SFFD Recruitment, NFPA Fire Extinguishers on the Job, Kitchen Fire Safety, Carbon Monoxide Alarms, Exit Drills in the Home, Alisa Ann Ruch Burn Foundation. Distributed SFFD keychain flashlights imprinted with the SFFD website.
    - Approximately 80 attendees.

- 05-14-19; 2901 IRVING STREET, San Francisco, Tzu Chi Foundation, 1000 – 1300 hours, SFFD's District 4 Fire Safety & Emergency Preparedness Fair, public.
  - Provided Fire & Life Safety Information Table and Fire & Life Safety Workshop with Bullseye Digital Fire Extinguisher Demonstrator. Tabling included distribution of printed packets of information from the SFFD in English, Russian, Chinese, Spanish, Vietnamese and Filipino consisting of fire safety tip sheets and information from NFPA, USFA and SFFD NERT. Also, brochures from SFFD, NFPA, USFA, Alisa Ann Ruch Burn Foundation, DEM, SFFD Recruitment, NFPA Fire Extinguishers on the Job, Kitchen Fire Safety, Carbon Monoxide Alarms and Exit Drills in the Home brochures, Alisa Ann Ruch Burn Foundation were tabled. DEM 9-1-1 refrigerator magnets, SFFD plastic fire hats, sticker badges, hot/cold packs, coloring books, picture books and fidget spinners were distributed. Our Fire & Life Safety Educational Information packets and SFFD keychain flashlights imprinted with sf-fire.org website distributed to all who attended the workshop.
  - Presented in English with Cantonese interpretation provided by CYCSF.
  - 75 Emergency Hand Crank Radios distributed by Community Youth Centers of SF.
  - 18 Kidde smoke alarms distributed.
  - Approximately 300 community members were contacted at the safety fair.
  - Approximately 75 community members attended the FSIH Workshop
- 05-22-19; SAN FRANCISCO INTERNATIONAL AIRPORT, Terminal 3, Baggage Claim Carousel 1, 0900 – 1600 hours, public.
  - United Airlines & SFO Employee Safety Fair 2019 hosted by United Airlines and SFO. Public.
  - Provided Fire & Life Safety Information Table. Tabling included distribution of printed packets of information from the SFFD in English, Russian, Chinese, Spanish, Vietnamese and Filipino consisting of fire safety tip sheets and information from NFPA, USFA and SFFD NERT. Also, brochures from SFFD, NFPA, USFA, Alisa Ann Ruch Burn Foundation, DEM, SFFD Recruitment, NFPA Fire Extinguishers on the Job, Kitchen Fire Safety, Carbon Monoxide Alarms and Exit Drills in the Home brochures, Alisa Ann Ruch Burn Foundation were tabled. DEM 9-1-1 refrigerator magnets, SFFD plastic fire hats, sticker badges, hot/cold packs, coloring books, picture books and fidget spinners were distributed. Distributed SFFD fire safety activity coloring books, picture books, plastic fire hats, sticker badges, fidget spinners, SFFD hot/cold packs, keychain flashlights imprinted with the SFFD website.
  - 6 Kidde smoke alarms distributed.
  - Approximately 1500 community members contacted.
- 05-23-19; 201 TURK STREET, SAN FRANCISCO, Tenderloin Family Housing hosted by Chinatown Development Center 1800 – 1930 hours, residential.
  - Provided Fire Safety in the Home Workshop consisting of Fire Safety in the Home PowerPoint presentation, interactive Bullseye Digital Fire Extinguisher System session and Fire & Life Safety information table. Fire & Life Safety Educational Information packets in English, Chinese & Spanish and SFFD's Fire Safety Tips for San Francisco in Russian, Vietnamese & Filipino containing Fire Safety Tip Sheets from SFFD, NFPA, USFA and SFFD NERT were distributed. Tabled distribution of brochures from SFFD, NFPA, USFA, Alisa Ann Ruch Burn Foundation, DEM, SFFD Recruitment, NFPA Fire Extinguishers on the Job, Kitchen Fire Safety, Carbon Monoxide Alarms, Exit Drills in the Home, Alisa Ann Ruch Burn Foundation. Distributed SFFD keychain flashlights imprinted with the SFFD website. Presented in English, Cantonese, and Spanish by OCEIA
  - Approximately 30 attendees.



- May 25 and May 26, 2019; HARRISON STREET AT 23<sup>RD</sup> STREET, San Francisco, Carnival. 4<sup>th</sup> Annual Health & Wellness Pavilion 2019 hosted by Latino Connect, 1100-1600 hours, public.
  - Provided Fire & Life Safety Information Table. Tabling included distribution of printed packets of information from the SFFD in English, Russian, Chinese, Spanish, Vietnamese and Filipino consisting of fire safety tip sheets and information from NFPA, USFA and SFFD NERT. Also, brochures from SFFD, NFPA, USFA, Alisa Ann Ruch Burn Foundation, DEM, SFFD Recruitment, NFPA Fire Extinguishers on the Job, Kitchen Fire Safety, Carbon Monoxide Alarms and Exit Drills in the Home brochures, Alisa Ann Ruch Burn Foundation were tabled. DEM 9-1-1 refrigerator magnets, SFFD plastic fire hats, sticker badges, hot/cold packs, coloring books, picture books and fidget spinners were distributed. Distributed SFFD fire safety activity coloring books, picture books, plastic fire hats, sticker badges, fidget spinners, SFFD hot/cold packs, keychain flashlights imprinted with the SFFD website.
  - 22 Kidde smoke alarms distributed.
  - Approximately 2500 community members contacted over this 2-day event.
- 05-29-19; 207 SKYLINE BLVD., San Francisco, hosted by the Janet Pomeroy Recreation & Rehabilitation Center 11:00-12:30hours, residential.
  - Fire & Life Safety Workshop consisting of Fire Safety in the Home PowerPoint presentation. The interactive Bullseye Digital Fire Extinguisher System was demonstrated. Fire & Life Safety Educational Information packets with NFPA Fire Safety Tip Sheets and NERT Preparedness Check off-sheets in English, Cantonese and Russian were distributed. NFPA Fire Extinguishers on the Job, Kitchen Fire Safety, Carbon Monoxide Alarms and Exit Drills in the Home brochures, Alisa Ann Ruch Burn Foundation and 9-1-1 brochures and SFFD fire truck plastic key chains were tabled.
  - 100 attendees.

#### Fire Drills

- 05-16-19; 201 CLAY STREET, San Francisco, 2 Embarcadero, Boston Properties. Commercial high rise, Fire Drill Observation, Relocation drill, 0900 – 1130 hours, public.
  - A well organized and executed fire drill was observed. Drill was executed in a timely manner.
  - Approximately 2000 occupants participated.
- 05-16-19; 630 Sansome Street, San Francisco, General Services Administration Office, Commercial high rise, Fire Drill Observation, Relocation & evacuation, 1300 – 1430 hours, public.
  - Fire Drill Observation, Relocation & evacuation. Public.
  - A well organized and executed fire drill was observed. Drill was executed in a timely manner.
  - Approximately 100 occupants participated.
  - 05-16-19; 1355 Market Street, San Francisco, Twitter Building, Commercial high rise, 1300 hours
  - Fire Drill Observation - Cancelled

Training Classes (internal):

May 2019 Two-way Emergency Comm. Systems: 2019 updates/changes ( 60 mem. w/EID)  
Apr 2019 IEC 8-hr Hazardous Waste Operations Refresher Class (22 members)  
Apr 2019 2019 NFPA 72 code updates/changes – hosted by Bay Alarm (21 members)  
Mar 2019 IEC 24-hr Hazardous Waste Operations Training Class (8 mem. FD, 4 mem. DPH)  
Feb 2019 ERRCS 2016, 2019 code updates: plan review, inspection (66 mem. with EID, DEM)  
Feb 2019 Flexible Sprinkler Drops: plan review, inspection presented by Victaulic (41 members)  
Jan 2019 Battery systems: plan review, inspection, code changes (10 members)  
Nov 2018 Battery systems: plan review, inspection, code changes (18 members)  
Oct 2018 Jan 2019 BFP Plan Review (Basic) class (36 members: 4 hours/week for 9 weeks)  
Oct 2018 NFPA 72 Fire alarm and signaling code; 2019 changes to 2016 ed. (45 members)  
Sept 2018 Smoke Control Systems Webinar: history, design, installation, operation, testing  
Aug 2018 ERRC and ERRCS: plan review, field inspection (52 attendees with 2 radio/1 SFPD)  
June 2018 Fire Pumps and Fire Pump Rooms: plan review, field inspection (34 members)  
May 2018 Special Elevators FSAE, OEE: plan review, field inspection (49 members)  
May 2019: IEC 8-hr Hazardous Waste Operations Refresher Class (22 members)  
Apr 2019: 2019 NFPA 72 code updates/changes – hosted by Bay Alarm (21 members)  
Mar 2019: IEC 24-hr Hazardous Waste Operations Training Class (8 mem. FD, 4 mem. DPH)  
Feb 2019: ERRCS 2016, 2019 code updates: plan review, inspection (66 mem. with EID, DEM)  
Feb 2019: Flexible Sprinkler Drops: plan review, inspection presented by Victaulic (41 members)  
Jan 2019: Battery systems: plan review, inspection, code changes (10 members)  
Nov 2018: Battery systems: plan review, inspection, code changes (18 members)  
Oct 2018: Jan 2019 BFP Plan Review (Basic) class (36 members: 4 hrs/wk for 9 wks)  
Oct 2018: NFPA 72 Fire alarm and signaling code; 2019 changes to 2016 ed. (45 members)  
Sept 2018: Smoke Control Systems Webinar: history, design, installation, operation, testing  
Aug 2018: ERRC and ERRCS: plan review, field inspection (52 attendees with 2 radio/1 SFPD)  
June 2018: Fire Pumps and Fire Pump Rooms: plan review, field inspection (34 members)  
May 2018: Special Elevators FSAE, OEE: plan review, field inspection (49 members)  
Apr 2018: Exiting and Exiting Systems: plan review, field inspection Part 1 (48 members)

Note: scheduled

- 9-hr Means of Egress class June 3-4, 2019 for Fire Plan Reviewers with DBI, SFPUC, MOD
- 3-hr Code, Statutes, and Regulation Class for new members June 11, 2019
- 18-hr BFP Fire Plan Review 2 (Intermediate) class on water-based extinguishing systems begins June 18, 2019 for 6 weeks; Instructor BFP FPE Janice Cheung

Projects:

- BFP and Instructional Training:
  - BFP Fire Plan Review 2 (Intermediate) class in development; Instructor BFP FPE Janice Cheung with guest instructors; projected 21-hr 6-week class beginning mid-June

**Plan Check Section Update, Captain Kathleen Harold**

Fire Plan Check Section Update: **May 2019**

	<b>May '19 1223 (OTC 1164)</b>	<b>April '19 1160 (OTC 1080)</b>
Permit applications submitted (permits approved):		
Fire Plan Review fees collected at filing:	<b>\$224,547</b>	\$149,776
Fire Plan Review fees paid at issuance:	<b>\$797,637</b>	\$694,747
<b>Total Fire Plan Review Fees Collected:</b>	<b>\$1,022, 183</b>	\$844,523
<b>Total Fire Inspection Fees Collected at Issuance:</b>	<b>\$235,176</b>	\$212,5636
Water Flow revenue collected:	<b>\$20,625</b>	\$19,750
Fire Only Pre-Application Meeting Revenue	<b>\$5,125</b>	\$8,750
Fees Collected DBI Pre-Application Meeting	<b>\$11,250</b>	\$7,125
Fees Collected DBI Easement Review	<b>\$375</b>	\$0
<b>Plan Review Summary</b>		
<b>TOTAL FIRE FEES COLLECTED:</b>	<b>\$1,283,109</b>	<b>\$1,092,711</b>
<i>(FYI DBI TOTAL FEES COLLECTED:</i>	<b>\$7,198,321</b>	<b>\$6,987,974)</b>
<b>Summary:</b>		
Total Plans in Fire Review Report:	<b>485</b>	551
No. of Plans reviewed but awaiting responses ("ON HOLD"):	<b>420</b>	471
No. of Plans waiting for review:	<b>65</b>	80
Total no. Pre-application meetings held (Fire only/DBI/Planning):	<b>46</b>	40
Rechecks	<b>24</b>	15
Non Pre-App Meeting	<b>7</b>	14

City-paid: 4 hours Boughn for backlog DBI# entry into Oracle, 8 hours Harshman Backlog, 8 hours Weiss-Ishai Training Prep & 8 hours backlog, Haney 5 hours Admin. Total, 33 hours.

## **Large Community Development Projects, Captain Michael Patt**

### Community Developments: Horizontal Design

The horizontal design review includes review of street maps and site plans for Fire Department vehicle access (to project site), access to water supplies (LPWSS), and building access.

Total developments in process; SFFD comments issued (On hold – awaiting response/resolution from developer)

- Balboa Reservoir.
  - Reviewed and submitted the SFFD Comments for AB-005 for Aerial ladder access.
  - Meeting to discuss Balboa Infrastructure Plan Department Comments.
  - Reviewed Submitted SFFD comments for Balboa Reservoir Fire Access.
- Treasure Island 8000 units.
  - Public Infrastructure Basis of Design Application meeting for Treasure Island
  - Submitted SFFD comments for Treasure Island Sub-Phase 1A, 1D, 1F, 1G, 1H & 1I
  - Reviewed and submitted the SFFD comments for 1 Avenue of the Palms (401 Avenue of the Palms) factory-built plans.
- Yerba Buena Island (YBI Island)
  - Reviewed and submitted SFFD comments for the proposed Macalla Road Bypass.
  - Approved the proposed Macalla Road Bypass.
- Hunters View Ph 3
  - Reviewing Infrastructure 65% Submittals.
- Potrero Power Plant. 1800 residential units.
  - Reviewed and submitted the SFFD Comments for Design for Development draft.
- Pier 70
  - Reviewed and submitted the SFFD comments for E 2 site permit building.
  - Reviewed and submitted the SFFD comments for pre-application meeting for building 12.
- 5M Project
  - Submitted SFFD comments for the Street Improvement Plan.
- Mission Rock.
  - Submitted SFFD comments for Mission Rock Basis of Design Submittal.
  - City Family Meeting for Mission Rock Basis of Design.
- Mission Bay- China Basin
  - Reviewed and submitted the SFFD Comments for 401 China Basin Mission Bay- Block 9 site permit building.
- Candlestick Point.
  - Reviewed SFFD Comments during re-check meeting for address 625 Gilman St.
- Potrero Hope
  - Meeting to discuss SFFD Comments Streetscape Master Plan Revision #3.
  - Per SFFD agreement, Once the roads in PHASE 1 are developed, all parties involve will conduct a field operations test. The outcome of this test will

- determine the future vertical curves for the rest of the project. If the test fails, a redesign for the balance of the project will be required.
- Developer must coordinate with SFFD to complete the field operations test results.
- Field operations test will be on 6/5/19.
- Visitacion Valley.
  - Reviewed and Discussed the fire access street width.
- 1629 Market Street. 584 Units. 5 low rise buildings.
- India Basin, 1375 units. Preliminary Master Plan
- Park Merced

#### Community Developments: Vertical Design

- Reviewed and submitted the SFFD Comments for Site permit 83 Harney Way, Candlestick point, Application # 2018-0413-6325
- Reviewed and submitted the SFFD Comments for 1068 Mission St, factory-built re-check meeting to discuss the SFFD Comments.
- Re-check meeting and reviewed, SFFD comments Yerba Buena Island 301 Macalla Ct.
- Reviewed and approved Macalla Road Bypass for Yerba Buena Island
- Re-check meeting to review the SFFD response Comments for North Block 10 A Site Permit for Candlestick CP-02, address 625 Gilman St.
- Reviewed and submitted the SFFD Comments for 5 Thomas Million- North Buildings, Building B, 17 Stories type IA, Application No. 2016-0920-8248.
- Reviewing Arch/MEP plans for 1 Avenue of the Palms factory-built plans.

#### Accessory Dwelling Units (ADU) and Unit Legalization

- Info regarding the Addition of Dwelling Unit from 5/1/19 to 5/31/19
- Total Accessory Dwelling Units (ADU) reviewed 32 units.
- Reviewed and approved Accessory Dwelling Units (ADU) and Unit Legalization plans for 23 units.
- Reviewed and sent comments of Accessory Dwelling Units (ADU) and Unit Legalization plans for 9 units.

#### Port of San Francisco, Captain Cofflin

- Bay to Breakers Registration and Sponsor event at Pier 35:
  - Friday-Saturday, May 17-18, 2019
  - Pre-Race Festival, Attendance 40,000 over 2 days
  - (2) Inspectors working entire event
- Rafiki Coalition for Health and Wellness:
  - Friday-Sunday May 31-June 2, 2019
  - Community Health Fair, Attendance 500

- SF State Graduation Ceremony at AT&T Park:
  - Thursday May 28, 2019
  - College Graduation, Attendance 35,000
  - (2) inspectors working

**Bureau of Fire Investigation Update, Captain Attica Bowden**

The number of Open/Active Fire Investigation Reports for May 2019 is 43. The reports include the following types of fires:

- 24 Structure Fires
- 18 Vehicle Fires
- 9 Outside Fires
- 1 Explosion
- 1 Special Incident

STATS: During the month of May 2019 BFI responded to 18 incidents. They were as follows: 2 homeless encampment fires, 6 structure fires, 1 request to secure and test flammable liquid evidence by SFPD, and 9 vehicle fires. Though BFI did not respond there were an additional 5 consults with chiefs and officers at active scenes regarding origin and cause.

***Greater Alarm updates:***

There was a second alarm fire on May 4th at 1635 Golden Gate Avenue. This accidental fire was in a three story wood framed construction residential structure. The fire originated in the rear exterior of the structure and was caused by improperly discarded smoking materials. There was one exposure building affected by the fire.

There was a second alarm fire on May 26th at 1555 Innes Avenue. The fire originated on the exterior of the structure and remains under investigation.

**TASC Monthly Section Update, Captain Chad Law  
SFMTA - TASC, SDAT, DPW, Vision Zero Projects and SFFD Fire Access**

**SFMTA: TASC (Transportation Advisory Safety Committee) Summary**

- No objections to proposed street/sidewalk modifications for 12 Bike Share stations, 4 Speed Cushions, 1 Speed Table, 1 Sidewalk Widening and 10 Speed Humps near schools, playgrounds, elderly care facilities not on major SFFD response routes. 1 objection to Speed Humps but resolved by approving Speed Cushions.

**SDAT (Street Design Advisory Team)**

- Weekly meetings at SF Planning Department to review streetscape proposals for new developments.

**DPW**

- SFFD received 13 requests from DPW to review and provide comments for streetscape modifications. Including Tentative Mapping requests, Fire Hydrant relocations, and major encroachment permits.

**Vision Zero**

- Meeting with SFMTA to work together for 3 Vision Zero projects. Participated in Bike to Work day with Mayor Breed and her office.

**SFFD Fire Access**

- Working with the Chase Center to develop plan to ensure that the SFFD can traverse and respond efficiently during events prior to first event September 6, 2019. Working on clearing Fire Lanes at 2 locations in Hunter's Point on private property. Working on finalizing collapsible bollard requirements with SFFD training video.

**SFFD Training**

- Contacted SFFD Training to confirm bringing City Agencies to the next SFFD Live Fire training at Treasure Island. The purpose is to educate project managers and engineers on the street/sidewalk space required for SFFD operations.

**SFMTA TASC MEETING  
May 9 and May 23, 2019**

Street Modification	SFFD Approval	SFFD Objection	Objection and Resolved
Bike Share Stations	12	0	0
Bicycle Lanes	N/A	N/A	N/A
Speed Table	1	0	0
Speed Humps	10	1	1
Speed Cushions	3	0	0
Sidewalk Widening	1	0	0

## **SFFD Airport Division Recent Activities Division Update May 1 to May 31, 2019**

### **ADC Khairul Ali**

- Attended Chief of Department Jeanine Nicholson Swearing-In Ceremony at City Hall
- Gave a Speech/Presentation at SFIA Construction Safety Week Conference
- Quarterly Check-in Meeting with Airport Director Ivar Satero
- Attended the SFAAAC Joint Airport-Airline Session with SFIA Administration
- Attended Planning Meeting for New Hotel Active Shooter Exercise at SFIA EOC
- Toured Fire Stations with SFIA Accounting for Capitalized Asset Physical Inventory
- Attended an Active Shooter Presentation by the SFPD at the SFIA EOC
- Attended Award Presentation for SFIA CERT Participants
- Overview & Tour of Airport Facilities for new CD1 and her SFFD Command Staff
- Attended a ChemPack Response Planning Meeting
- Attended Meeting with new Chief of Department and SFIA Director at SFFD HQ
- Attended monthly LRSAT & Ramp Safety Meeting
- Attended one Assistant Deputy Chiefs Meeting at SFFD HQ
- Monthly Check-in meeting with SFIA COO Jeff Littlefield
- Attended Airfield Operations Meeting
- Attended weekly SOG Meetings with SFIA COO Ralf Ruckelshausen & SFIA Operations
- Attended SFFD bi-weekly Staff Meeting
- Attended SFIA bi-weekly Management Meetings
- Met with Airport Division Battalion Chiefs, Rescue Captains, & Fire Prevention personnel

### **Operations/Training – Captain Lee and Lieutenant McCulloch**

- Conducted Live Fire Burn Training at Half Moon Bay Airport for 39 Airport Division members
- Researched Facilities to conduct Fixed Live Burn facilities for 2020 in Montana and Alaska
- Researched availability of nearby swimming pools for member training
- Conducted Bay Swim Training with one Firefighter
- Researched purchase of wetsuits, fins, booties, hoods and gear bags for Airport swimmers
- Researched SSI/DFW recurrent training program
- Worked with Jesus Mora to enter all AP Division members badge expiration dates in HRMS
- Attended Active Shooter Training Table Top Exercise with local law enforcement
- Attended Hyatt SFO Active Shooter Table Top Scenario Meeting



- Met with EOC for WMD Evaluations
- Completed Hoses, Nozzles and Turrets training on Target solutions
- Conducted 3-day Communications training for on-duty Airport Division members
- Completed final ARFF testing/training for three members now ARFF qualified
- Conducted Cones Course Driver Training for all ARFF drivers
- Attended Runway Safety Team Action Meeting
- Conducted training drill with San Mateo County
- Attended Gate Re-Numbering Orientation Meeting at Combined Administration Building
- Gave Fire Safety Presentation for Air Train Construction Crew
- Met with George Stratton of Ansul Chemguard Foam
- Attended planning meetings regarding SFIA Annual Training Exercise
- Participated as an Evaluator for OAK FSE and provided OAK with written evaluation
- Attended AVSEC Table Top drill as a participant
- Attended San Mateo County Operations Group meeting
- Assist ADC Ali with capital asset audit

#### **Rescue Captains Beach, Beckwith, and Schorr**

- Provided one CPR training class
- Responded to 80 medical calls, assisted/observed Paramedics on other non-emergency calls
- Picked-up, reviewed, and graded written PCR's and delivered them to Station #49
- Attended San Mateo County EMSA MCI work group meeting
- Attended San Mateo County Committee's QLC, OPS
- Attended Emergency Operations meeting at the SFO EOC
- Attended monthly AOS Operations meeting
- Conducted MCU Drill with SFO CERT
- Attended Meeting for SFIA Annual Disaster Exercise
- Completed Monthly SFO ARFF Modules

CAD RUN TOTALS – May, 2019

TYPE	DESCRIPTION	COUNT
5150	PSYCH EVALUATION	2
519	VEH ACCIDENT W/ INJ	8
520	AIDED CASE	423
528	FIRE	3
532	SUSPICIOUS MAIL OR SUBSTANCE	2
ALERT2	ALERT TWO	8
ELEV	ELEVATOR RESCUE	18
FIRE	FIRE ALARM	44
FUEL	FUEL ALARM	2
GASINV	GAS INVESTIGATION	4
ODORINV	ODOR INVESTIGATION	8
RESCUE	FD RECUE CALL	2
SEWAGE	SEWAGE LEAK	1
SPILL	SPILL OF MATERIAL	5
SVC	SERVICE CALL	11
	<b>TOTAL</b>	<b>541</b>
	<b>BIKE MEDIC TOTAL</b>	<b>176</b>



### Overview of SFO Efforts Regarding Homelessness

SFO has long been an attractive location for individuals who are homeless. It is a clean, dry, safe facility. However, the Airport exists to serve air travelers and is not equipped to support the needs of homeless individuals. SFO has placed a primary focus on making the Airport environment a welcoming place for travelers and the presence of homeless individuals can counteract this objective.

Although efforts by homeless individuals to use SFO as a shelter are not new, the introduction of BART service into the Airport in 2003 provided an additional mode of transportation for homeless individuals.

Typically, the largest influx of homeless individuals occurs on the arrival of the last BART train into SFO, around 1:40 a.m., which terminates at the airport. Both SFO and SFPD staff meet the final BART arrival. Any riders who do not demonstrate a legitimate purpose for being at the Airport are escorted to a SamTrans bus stop at SFO and provided a fare to return back to San Francisco. If contact with homeless are made during hours in which BART trains are SFO departing SFO, the individual may be provided a BART fare to return to San Francisco.

To further support this enforcement activity, SFO established regular hours of operations in its Rules and Regulations. The Airport's regular hours of operation are 6:00am - 10:00pm. During the hours of 10:00pm - 6:00am, only ticketed passengers, persons engaged in transporting ticketed passengers, and persons holding an Airport ID badge may use Airport facilities.

SFO staff have also been in discussions with BART regarding schedules for terminating trains, processes to address fare evasion, and methods to sweep trains prior to arriving at the Airport. SFO is also discussing a Memorandum of Understanding with BART, which could include commitments towards increased law enforcement staffing in the SFO BART station and potential facility enhancements to address fare evasion activity.

SFO is also engaging with Life Moves, a San Mateo-based nonprofit committed to ending the cycle of homelessness in San Mateo and Santa Clara Counties.



**San Francisco Fire Department Monthly Response to Medical Calls Through 06/02/2019**

**First Unit On Scene [6]**

	Non Emergency Response (Priority 2)					Emergency Response (Priority 3)						
	Source Data		Validated Responses			Source Data		Validated Responses				% OTP
	Count	90th %	Count	Average	90th %	Count	90th %	Count	Average	90th %		
2018/06	5,144	17.89	5,045	9.13	17.13	4,652	5.93	3,830	3.39	5.30	79.77	
2018/07	5,131	17.30	5,042	8.90	16.63	4,546	5.75	3,747	3.22	5.00	83.77	
2018/08	5,001	17.65	4,893	9.15	16.88	4,602	5.97	3,816	3.35	5.18	82.89	
2018/09	4,876	18.37	4,797	9.42	17.62	4,499	6.02	3,671	3.52	5.43	78.75	
2018/10	5,076	19.12	4,977	9.73	18.19	4,620	6.15	3,785	3.66	5.57	78.34	
2018/11	4,876	18.12	4,805	9.14	17.12	4,595	6.07	3,796	3.51	5.37	79.03	
2018/12	5,084	17.98	4,990	9.27	17.17	4,707	5.91	3,871	3.40	5.33	80.32	
2019/01	5,015	17.55	4,912	9.21	16.68	4,656	6.00	3,856	3.47	5.30	80.42	
2019/02	4,784	17.83	4,699	9.31	17.07	4,324	5.92	3,533	3.47	5.20	80.58	
2019/03	5,398	17.99	5,315	9.47	17.44	4,963	5.97	4,054	3.58	5.40	79.21	
2019/04	4,866	17.87	4,786	9.26	17.12	4,693	5.73	3,893	3.44	5.13	81.48	
2019/05	5,115	18.15	5,024	9.34	17.38	4,729	5.88	3,870	3.37	5.15	82.02	
2019/06	300	17.05	291	9.13	16.32	303	6.27	242	3.35	5.07	84.30	

**First ALS Unit On Scene [7]**

	Non Emergency Response (Priority 2)					Emergency Response (Priority 3)						
	Source Data		Validated Responses			Source Data		Validated Responses				% OTP
	Count	90th %	Count	Average	90th %	Count	90th %	Count	Average	90th %		
2018/06	5,067	18.20	4,990	9.44	17.43	4,605	6.88	3,797	3.81	6.14	94.15	
2018/07	5,085	17.52	5,006	9.17	16.85	4,513	6.63	3,721	3.68	5.87	94.76	
2018/08	4,937	17.97	4,853	9.46	17.13	4,563	6.83	3,791	3.76	6.07	94.06	
2018/09	4,824	18.58	4,753	9.70	17.90	4,454	7.00	3,640	3.95	6.30	92.99	
2018/10	5,041	19.35	4,950	10.01	18.45	4,582	7.37	3,758	4.10	6.44	91.96	
2018/11	4,837	18.33	4,772	9.41	17.38	4,558	7.17	3,766	3.97	6.43	92.83	
2018/12	5,031	18.27	4,950	9.56	17.42	4,678	6.93	3,854	3.83	6.15	93.59	
2019/01	4,983	17.80	4,891	9.41	16.85	4,631	6.90	3,834	3.85	6.06	93.84	
2019/02	4,740	18.00	4,664	9.55	17.23	4,301	7.12	3,513	3.89	6.05	93.62	
2019/03	5,345	18.36	5,266	9.76	17.65	4,937	6.86	4,034	3.96	6.10	93.33	
2019/04	4,823	17.98	4,753	9.54	17.26	4,655	6.91	3,870	3.90	6.18	93.28	
2019/05	5,058	18.34	4,984	9.60	17.56	4,692	6.83	3,842	3.82	6.03	93.91	
2019/06	298	17.18	290	9.43	16.41	301	7.28	241	3.79	6.12	94.61	

**First Ambulance On Scene [8],[9]**

	Non Emergency Response (Priority 2)						Emergency Response (Priority 3)						
	Source Data		Validated Responses			% OTP	Source Data		Validated Responses				% OTP
	Count	90th %	Count	Average	90th %		Count	90th %	Count	Average	90th %		
2018/06	4,867	19.37	4,727	10.50	18.05	93.63	4,419	10.84	3,578	5.61	9.05	93.35	
2018/07	4,913	18.49	4,796	10.23	17.28	94.83	4,309	10.28	3,508	5.52	8.93	93.73	
2018/08	4,772	19.36	4,641	10.64	18.03	93.75	4,362	11.10	3,567	5.65	9.28	92.77	
2018/09	4,605	19.87	4,493	10.93	18.63	92.83	4,263	11.10	3,426	5.81	9.42	91.80	
2018/10	4,808	20.69	4,657	11.28	19.33	91.32	4,401	11.37	3,549	6.00	9.80	90.76	
2018/11	4,638	19.23	4,538	10.56	17.99	93.81	4,375	10.98	3,560	5.69	9.32	92.42	
2018/12	4,851	19.48	4,729	10.72	18.10	93.55	4,499	10.85	3,684	5.67	9.17	92.86	
2019/01	4,840	18.80	4,693	10.39	17.50	94.48	4,478	10.78	3,651	5.61	8.98	93.67	
2019/02	4,581	19.05	4,461	10.57	17.83	94.04	4,166	11.08	3,370	5.65	9.15	93.00	
2019/03	5,125	19.74	4,989	10.90	18.43	92.82	4,744	10.81	3,825	5.75	9.44	91.79	
2019/04	4,651	19.20	4,543	10.57	17.88	94.25	4,480	10.28	3,687	5.50	8.92	93.36	
2019/05	4,880	19.50	4,757	10.71	18.23	93.63	4,476	10.66	3,629	5.67	9.03	93.17	
2019/06	285	18.48	277	10.63	17.10	93.50	288	10.81	230	5.92	9.87	90.00	



**San Francisco Fire Department  
Activity Summary Report**

From: 05/01/2019  
To: 05/31/2019

**Calls by Resource Utilization**

<i>Call Type</i>	<i>Calls</i>	<i>%</i>
EMS	4,238	33.91%
Fire	2,145	17.16%
Fire/EMS	6,114	48.92%
<b>Total:</b>	<b>12,497</b>	

**Calls by Resource Utilization**

<i>Call Type</i>	<i>Priority</i>	<i>Calls</i>	<i>%</i>
EMS	3	583	4.67%
EMS	2	3,655	29.25%
Fire	3	2,090	16.72%
Fire	2	55	0.44%
Fire/EMS	3	4,428	35.43%
Fire/EMS	2	1,686	13.49%
<b>Total:</b>		<b>12,497</b>	

**Responses By Unit Type**

<i>Unit Type</i>	<i>Runs</i>	<i>%</i>
Chief	1,738	6.68%
Engine	8,565	32.90%
Hospital	1	0.00%
Medic	8,195	31.48%
Others	1,201	4.61%
Private	2,931	11.26%
Rescue Captain	854	3.28%
Rescue Squad	294	1.13%
Truck	2,252	8.65%
<b>Total:</b>	<b>26,031</b>	

**Calls by Battalion**

<i>Battalion</i>	<i>Calls</i>	<i>%</i>
B01	1,321	10.57%
B02	2,626	21.01%
B03	2,330	18.64%
B04	1,223	9.79%
B05	881	7.05%
B06	815	6.52%
B07	498	3.98%
B08	891	7.13%
B09	856	6.85%
B10	990	7.92%
OTH	66	0.53%
<b>Total:</b>	<b>12,497</b>	

## Incidents By Call Type

Call Type	Count	%	Call Type	Count	%
Medical Incident	2,069	16.6	Animal Bites	9	0.1
Sick Call	1,520	12.2	Water Rescue	9	0.1
Alarms	970	7.8	Burns	8	0.1
Falls	849	6.8	HazMat	4	0.0
Subject Unconscious	835	6.7	Industrial Accidents	4	0.0
Breathing Difficulty	800	6.4	Watercraft in Distress	2	0.0
Medical Nature Unknown	541	4.3	Hazmat Exposure	1	0.0
Chest Pain	454	3.6	Electrocution	1	0.0
Traffic Collision	408	3.3	Environmental Exposure	1	0.0
Seizures	345	2.8	Marine Fire	1	0.0
Structure Fire / Smoke in Building	341	2.7	Assist Police	1	0.0
Hemorrhage	271	2.2			
Assault	268	2.1			
Citizen Assist / Service Call	265	2.1			
Abdominal Pain	244	2.0			
Cardiac Arrest	238	1.9			
Other	207	1.7			
Overdose	197	1.6			
Transfer	195	1.6			
Outside Fire	182	1.5			
Stroke	164	1.3			
Trauma	148	1.2			
Psychiatric Problem	117	0.9			
Electrical Hazard	104	0.8			
Heart Problem	96	0.8			
Diabetic Problems	94	0.8			
Elevator / Escalator Rescue	94	0.8			
Back Pain	78	0.6			
Allergic Reaction	69	0.6			
Gas Leak (Natural and LP Gases)	61	0.5			
Stab/Gunshot/Penetrating Trauma	56	0.4			
Headache	35	0.3			
Smoke Investigation (Outside)	29	0.2			
Pregnancy	27	0.2			
Vehicle Fire	25	0.2			
Fuel Spill	18	0.1			
Choking	15	0.1			
Eye Problem	15	0.1			
Odor (Strange / Unknown)	13	0.1			



## Working Fires and Greater Alarms

Call No.	Date	Address	Batt.	Alarms	Losses	Units	Pers.
19051925	05/02/2019	260 CHESTNUT ST	B01	1		13	38
19052180	05/03/2019	732 TREAT AV	B06	1	\$165,000	18	43
19052562	05/04/2019	1635 GOLDEN GATE AV	B05	2	\$850,000	25	65
19053314	05/05/2019	56 JULIAN AV	B02	1		13	38
19053680	05/06/2019	468 BARTLETT ST	B06	1	\$30,000	13	37
19055131	05/10/2019	88 ORSI CR	B10	1	\$4,000	15	46
19056301	05/13/2019	2600 MARIPOSA ST	B02	1		12	
19056441	05/13/2019	594 VALENCIA ST	B02	1	\$18,000	11	32
19058419	05/18/2019	645 VELASCO AV	B09	1	\$300,000	13	38
19061427	05/25/2019	8 HEYMAN AV	B06	1	\$10,500	14	38
19061796	05/26/2019	1557 INNES AV	B10	2	\$400,000	30	68
19062432	05/27/2019	1700 BROADWAY	B04	1	\$30,000	13	38
19062679	05/28/2019	1775 17TH ST	B03	1	\$80,000	20	50

**Total Working Fires and Greater Alarms: 13**



## NEWS RELEASE

DAY:	<b>Saturday</b>	DATE:	<b>05/04/19</b>	TIME:	<b>00:53</b>
INC#	<b>FD19052562</b>	SEQUENCE:	<b>19-07</b>		
ADDRESS:	<b>1635 Golden Gate Av</b>	CROSS ST:	<b>Scott</b>		
STORIES:	<b>3</b>	TYPE:	<b>5</b>	OCCUPANCY:	<b>Multi-Residential</b>
CHIEF IN COMMAND:	<b>D2 Kalos</b>	STAGING:	<b>Turk/Scott</b>		
DIVISION:	<b>D2 Kalos</b>	BATTALION:	<b>B05 Crawford</b>		
BOX/U/D	TIME	ENGINE	TRUCK	CHIEF	SPECIAL APPARATUS
<b>4134</b>	<b>00:53</b>	<b>05 21 10</b>	<b>05 10</b>	<b>B05 B04 D2</b>	<b>RS1 M59 TCA15</b>
<b>WF</b>	<b>01:04</b>	<b>E06 RIC</b>			<b>RC2</b>
<b>2A</b>	<b>01:06</b>	<b>38 36 03 16</b>	<b>06</b>	<b>B02</b>	<b>AR1 BE1 MA1 M78</b>
	<b>01:12</b>			<b>CD2</b>	
				<b>Monitoring</b>	
DIRECTED COVERS:		<b>No Direct Cover</b>			
FIRE CONTAINED @:			<b>01:40</b>	FIRE UNDER CONTROL @: <b>02:53</b>	
FIREFIGHTERS:	<b>70</b>	UNITS	<b>23</b>		
RED CROSS NOTIFIED:	Yes: X No	TIME:	<b>02:03</b>	INCIDENT #	<b>19-1400</b>
DISPLACED RESIDENTS:	ADULTS:	<b>7</b>	CHILDREN:	<b>0</b>	ANIMAL: <b>2 cats</b>
<b><i>BUREAU OF FIRE INVESTIGATION REPORTS</i></b>					
FIRE INVESTIGATORS:	<b>Bisio, Carla</b>		<b>Engler, Steven Bortmas, Darren</b>		
ALARM INITIATED BY:	PHONE :X	CAUSE:	<b>Under Investigation</b>		
EXTENT OF FIRE:	BLDGS:	<b>2</b>	UNITS:	<b>4</b>	FLOORS: <b>2</b>
FIRE BLDG DAMAGE	PROPERTY:	<b>\$750,000</b>	CONTENTS:	<b>\$100,000</b>	
EXPOSURES	ADDRESS	PROPERTY	CONTENTS		
<b>Bravo</b>	<b>1629 Golden Gate Av</b>	<b>\$100,000</b>	<b>\$25,000</b>		
DEATHS	FIREFIGHTERS:	<b>0</b>	CIVILIANS:	<b>0</b>	
INJURIES:	FIREFIGHTERS:	<b>0</b>	CIVILIANS:	<b>0</b>	
REMARKS:	<ul style="list-style-type: none"> <li>• SFPD: PD Staging at 1025 Scott, PD Case #190316787</li> <li>• PGE: Notified 01:14 hours</li> <li>• DBI: Notified 01:06 hours</li> <li>• Water Dept. : Notified via page</li> <li>• MUNI : N/A</li> <li>• ACC : N/A</li> <li>• 10-1 Modified : N/A</li> <li>• Fire Watches: N/A</li> <li>• All seven residents have their own accommodations, Red Cross canceled.</li> <li>• Fire building has 4 Units involved with the addresses of 1635/1635A Golden Gate Av and 1637/1637A Golden Gate Av</li> </ul>				
DISPATCH OFFICERS	<b>PMC Biscevic / LT. Jew</b>			<b>Report Author: LT. Jew</b>	

