



Operations Report

June 1, 2019 – June 30, 2019

Victor Wyrsh

Deputy Chief of Operations

OPERATIONS REPORT

June 1 – June 30, 2019

GREATER ALARMS:

There were no greater alarm fires during this reporting period.

Public Information Officer
Fire Commission Report – June 1 to June 30, 2019
Lieutenant Jonathan Baxter

Notable Incidents

- 06-01-19 COASTAL RESCUE north of Bakers Beach, 2 victims fell off a cliff, were rescued and will recover.
- 06-01-19 1st ALARM FIRE, 4135 Moraga, no injuries or displaced.
- 06-01-19 TRUCK 9 rescued a racoon from an electrical wire three stories high.
- 06-02-19 8-YEAR ANNIVERSARY of Berkeley Way Fire.
- 06-02-19 1st ALARM FIRE, 571 3rd Street, 5 displaced, no injuries.
- 06-03-19 1st ALARM FIRE, 391 30th Street. No injuries.
- 06-03-19 1st ALARM FIRE, 30 Presidio Terrace, roof and attic fire, no injuries.
- 06-04-19 Transport bus collided with multiple cars on Yosemite Street, no injuries, but extensive vehicle damage.
- 06-04-19 Crews assisted National Parks with a lost 9-y.o. boy visiting from out of state. He was separated from his family at Crissy Field. Crews assisted with being visible. SFPD located the child hours later at the Embarcadero scared, but safe.
- 06-04-19 TRUCK 18 rescued a puppy trapped in a gate at a residential home.
- 06-04-19 BAY RESCUE, Pier 14, adult male fell into water and was rescued by SFPD. He will recover.
- 06-05-19 CHIEF OF DEPARTMENT attended one of many coffee meet and greets with the Chief at FS 15.
- 06-05-19 1st ALARM FIRE, 3957 Cesar Chavez, 3 injured, a Wheel Chair bound male was rescued. Everyone will recover.
- 06-07-19 HEAT SAFETY preparations due to heat wave.
- 06-08-19 POWER SHUT DOWN in North Bay. Devised plans to facilitate if needed. SFPD/SF not affected this time.
- 06-09-19 WILDLAND FIRE, 101NB at Cesar Chavez. No injuries or structures.
- 06-09-19 WILDLAND FIRE, Galvez Avenue and Mansell Street, minor exterior structure damage.
- 06-09-19 WILDLAND FIRE, 3rd St. and Burke Avenue, minor exterior structure damage.
- 06-09-19 WILDLAND FIRE, Arelious Walker Drive and Carroll Avenue, no structures.
- 06-10-19 CAR FIRE, Dolores Park tour bus. No injuries.
- 06-10-19 1ST ALARM FIRE, 137 Milton, no injuries.
- 06-10-19 BAY RESCUE, Crissy Field, 14-year-old boy did not survive.
- 06-12-19 WILDLAND FIRE, McLaren Park, no structures.
- 06-14-19 GRADUATION of the 125th Class.
- 06-17-19 BAY RESCUE, Pier 27 male fell in water, Fireboat on viewed this incident. CPR administered, but victim succumbed to his injuries.
- 06-18-19 LARGE SHED FIRE, Mission Bay, no injuries.
- 06-18-19 BAY RESCUE, Marina Green, capsized Boat 2 rescued and will recover.
- 06-20-19 BAY RESCUE, 675 Embarcadero 1, adult rescued and will recover.
- 06-20-19 [1ST ALARM FIRE 1930 Mission](#)

- 06-21-19 1ST ALARM FIRE, Lucky and 24th streets. Adult female collapsed outside of incident with CPR. Luckily medics were right there. She was resuscitated and taken to the hospital.
- 06-24-19 BAY RESCUE, Pier 30, Adult male rescued.
- 06-26-19 1ST 1ST ALARM FIRE, 1666 Golden Gate 12 displaced no injuries.
- 06-28-19 1ST 1ST ALARM FIRE, Valencia and 17th adult rescued and will be okay.

Social Media Responses

- Thank you SFFD you are the best -Instagram
- SFFD put out a car fire so fast! - Twitter
- Chief Nicholson thank you for everything you do, I love you! -Twitter
- SFFD came to the fire on Valencia Street and put it out so fast! Twitter
- Nice work communicating with the public on the Mission Bay Fire today (FEMA)-Twitter

Functions

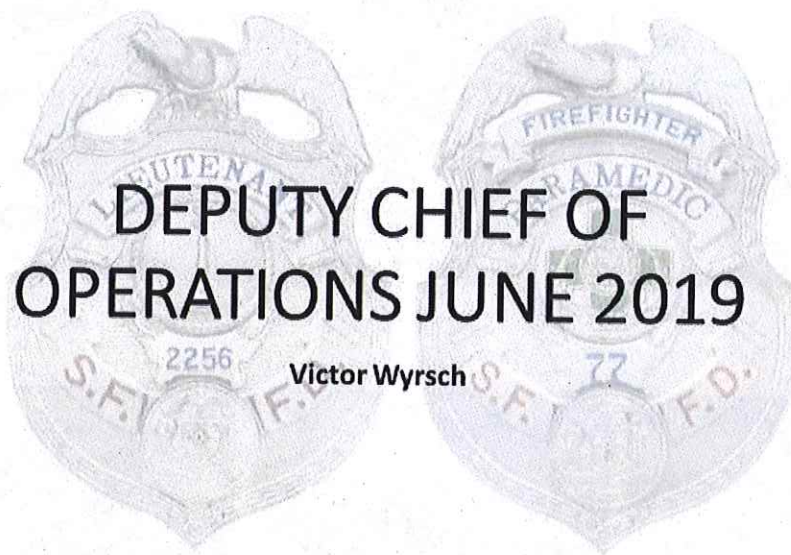
- Month long Live Fire Training
- Month long Coastal Rescue Drills
- 06-10-19 High Rise Drill
- 06-10-19 River Rescue by Off Duty Firefighter Matt Baker rescued and saved a family near his home in the Central Valley.
- 06-16-19 Father's Day
- 06-21-19 Confined Rescue Drill, DOT Folsom

Outreach

- Multiple Public Safety announcements have been made throughout the month covering items from Surf Safety to how to use a fire extinguisher. For more real-time announcements, please visit the Department Twitter account: [@sffdpio](https://twitter.com/sffdpio)
- Engine companies continue to distribute fire prevention and education material while on calls, or out in public. This material is now available on our website in multiple languages. To download visit www.sf-fire.org
- Coastal Rescue companies continue to give surf hazard education to the community while on calls, or while out in public (targeted to Ocean Beach Area).
- Cliff Rescue units provide cliff rescue and animal safety community outreach in areas such as Fort Funston.
- Sign up for emergency notifications by texting "ALERTSF" to this number: 888777
- Recruitment efforts towards all populations continue.
- "See the Red Lights Pull to the Right" campaign regarding yielding to emergency vehicles and how to react when there is an emergency vehicle is receiving public attention.
- Bicycle safety messages are on social media and in public areas promoting safe riding habits, wearing helmets, following the traffic laws, and yielding to pedestrians and emergency vehicles. It is an effort to reduce bicycle related accidents and injuries.


- Pedestrian safety and distracted driver safety messages on social media: “Look don’t like” (referring to texting); yield to pedestrians; and share the road with bicyclists, to name a few.
- Pet safety tips for heat related issues placed on social media and shared with media outlets. Do not forget your pets when making a home or work escape or disaster plan.
- Cliff and hiking safety messaging on social media to help reduce falls, entrapments and rescue incidents.
- Information on the station rebuilds and ESER 2014 bonds have been posted on social media to help keep the community informed.
- The Department is part of a national fire service campaign called: “Close Your Door Before You Doze.” This campaign encourages the closing of bedroom doors at night to increase your chances of survival or being rescued during a fire. The temperature outside a door can reach 1000 degrees, in comparison to 100 degrees behind a closed bedroom door.
- The Department has teamed up with DEM to promote the “When to Call 911” campaign to help reduce non-emergency calls to 911.
- The Department worked with SF-Environment to promote fire extinguisher disposal.
- The Department assisted SF-Environment with safety information on batteries and how to properly dispose of them. When improperly disposed of, old batteries can cause fires. To learn more visit: sfbatterysafe.org
- Stop the Bleed Month, participated in numerous events and outreach.
- Pride Month; participated in numerous events and outreach.
- National Pet Safety Month; participated in numerous events and Pet Fire Safety outreach.
- Distributed Microwave Fire Safety information.
- National CPR/AED Month; participated in numerous events and outreach.
- National Safety Awareness Month; participated in numerous events and outreach.
- BBQ Safety tips for the warm weather and outside events.
- SFFD PIO provided Hotel Motel Safety tips, SF Pride Safety tips and Coastal Safety tips provided to over 35,000 hotel and motel rooms in San Francisco during Pride.
- 4th of July Safety Outreach began in mid-June.
- 06-01-19 participated in the 7th annual housing Expo.
- 06-06-19 Twitter safety meeting to help promote disaster resiliency.
- 06-09-19 Firefighters and Community Family Bike Ride.
- 06-09-19 Sunday Streets prevention and Education booth at Golden Gate Park.
- 06-11-19 DBI Disaster Safety event at Bill Graham Civic Auditorium.
- 06-13-19 BFA and DOT TI hosted Operation Genesis Youth Program at DOT TI.
- 06-14-19 Engine 17 Community Outreach at the “Old Skool Café.”
- 06-14-19 Beinvincible Mayors Seminar.
- 06-15-19 Juneteenth celebrations and outreach.
- 06-19-19 Operation Genesis at DOT TI for EMS day Each Child trained in CPR and Stop the Bleed.
- 06-20-19 During Safety Month, the Department sent out fruit boxes to every station to promote healthy options.
- 06-20-19 District 9 Safety Fair.
- 06-23-19 Engine 6 community outreach in their district.


- 06-26-19 Veterans Group Hosted the Operation Genesis Youth Program at DOT TI, teaching fire service skills and inspiring the youth.
- 06-28-19 Pride outreach at Dolores Park.
- 06-29-19 Pride outreach at Castro/Dolores Park.
- 06-30-19 Pride Parade




LT. VINCENT A. PEREZ
4/09/1963 – 6/02/2011

FF/PM ANTHONY M. VALERIO
8/14/1957 – 6/04/2011





Mission Bay Food Truck Shed Fire



BAY RESCUE CRISSY FIELD FATALITY

Truck 10 and Rescue 1 on a Collision Rescue



COASTAL SAFETY PREPERATIONS



BAY RESCUE DRILL

SFFD Division
of
Homeland
Security





Chase Center MTA Traffic Review

The background of this section is a photograph of a meeting room. Several people are seated at a long table, engaged in discussion. In the background, a sign for "MTA PUBLIC WORKS" is visible. Overlaid on the right side of the image are the logos of the U.S. Coast Guard and the U.S. Department of Homeland Security, which were also shown in the top right of the page.

DPW Disaster Debris Removal Table Top

- US Coast Guard
- National Guard
- MTA
- Mayor's Office
- DPW
- PG&E
- Other Public and Private Partners


4th of July


- EAP
- Unified Command
- Operation Kaboom



Mobile Command Update


- Going for build out
- Back up FDOC
- Special Events Command Center
- Large Emergencies Spanning multiple operational periods





Special Events: Pride

- Unified Command
 - SFPD
 - DEM EOC
 - Rock Med
 - SFPD Operations Center Liaison
 - Event Promoter
 - Mayor's Office



CHINESE DELEGATES



Learn Spanish!
Sponsored by Los Bomberos




ADVISORY

What: Spanish for Fire Department & Law Enforcement
Where: SF Midway High School, West Portal
When: Mondays from 5:00am, from 12th August 1988
Who: SFFD & SFD as my Emergency Services Agency
Why: Learning the language of the people we serve is a great way to better understand the needs of our community
This class is a way for firefighters, Police Officers, EMTs, and other emergency personnel to learn or recommit to the Spanish language.

You will have a practical exam and vocabulary and have an opportunity to ask questions presented in your job. Bring your own dictionary, you will contact with members of other Fire Departments who you often interact with on the job.

817 Hamilton St. San Francisco, CA 94133
Department of Fire, San Francisco
Fire Department, CA

SPANISH FOR PUBLIC SAFETY



Operation Genesis at DOT TI with SF-Veterans Group




OPERATION GENESIS AT DOT TI with
the Black Firefighters Employee
Group



OPERATION GENESIS AT SFO



District 9 Safety Fair



Mayors beinvincible Seminar



SAN FRANCISCO FIRE DEPARTMENT
Public Information Office

04 09 2019

Press Release

1500 Hrs.

For Immediate Release PST
Jonathan Baxter 415 - 558-3166(j)
415 - 603-4545(j)

San Francisco Fire Department

125th Class of Entry Level Firefighters to be Sworn In

On Friday, June 14th, 2019, Fire Chief Jeanine Nicholson will be administering the Oath of Allegiance and presenting certificates to 44 Entry Level Firefighters. Six of the 44 are Firefighter Paramedics from the Department's EMS Division and will be enhancing our Engine-based Paramedic services.

"This group of men and women have completed a rigorous 20-week Fire Academy," said Chief Nicholson. "Some will report to their new station assignments, marking the beginning of their year-long probationary period, as early as Saturday, June 15."

Joining the ranks will be a diverse group of men and women from all walks of life including athletic coaches, surgical assistants, florists, nurses, auto mechanics, bus drivers, electricians, ICU techs, iron workers, caterers, and firefighters from other jurisdictions. These dedicated men and women are embarking on the beginning of a rewarding career with San Francisco's finest. It will be a proud celebration for the new members, their families and the San Francisco Fire Department.

WHAT: 125th Firefighter Academy Graduation

WHEN: Friday, June 14th, 2019 at 9:00 AM (anticipated end time 11:00 AM)




WHERE: Scottish Rite Center, 2455 Lomb Avenue at Bluff Blvd

VISUALS: There will be a video presentation presented following the graduation ceremony highlighting the six probationary paramedic weeks of training and interviews with the recruits. *Attached is a photo of the 125th Class.

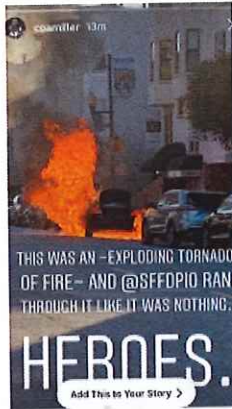
MEDIA: Media please RSVP with media@sf-fire.org for the event and having video coverage.



Congratulations to the
125th



Healthy Options for ALL
employees



Kim Major ▶ San Francisco Fire Department

Yesterday at 9:30 PM · 🌐

Well. For starters on March 22, 2018 (station 42 spec) came and put out our house fire and saved our lives (made it out w/shirts on our backs). They were, just...what can I say (was a 1-alarmer). As long as I LIVE I will never be able to thank sffd enough. I love you all; and thank you.

MESSAGES FROM THE PUBLIC



Dedicated in the Memory of Vinny and Tony

THE END

FOLLOW US ON THE FOLLOWING PLATFORMS:

- **TWITTER-@SFFDPIO**
- **INSTAGRAM-@SFFDPIO**
- **PERISCOPE-@SFFDPIO**
- **YOUTUBE-SFFDPIO**
- **FACEBOOK-YOURSFFD**
- **WEBSITE-WWW.SF-FIRE.ORG**
- **FOR EMERGENCY ALERTS, TEXT "ALERTSF" TO 888-777**

LI. VINCENT A. PEREZ
4/09/1963 – 6/02/2011

FF/PM ANTHONY M. VALERIO
8/14/1957 – 6/04/2011

Emergency Medical Services
Fire Commission Report – June 1 to June 30, 2019
ADC Sandra Tong

General Activities

- Assist Chief Nicholson with EMS related support information during budget preparation process.
- Extensive work completed by Station 49 personnel, including RC Gordon, PM Palmer, and other TMD members to stock and prepare new ambulances for EMSA inspection and permitting. 15 new Leader ambulances are now operational and in the field.
- Interviews are currently being conducted for the H3L1 EMT Academy, tentatively scheduled for August.
- Meetings with EMSA staff to discuss a more collaborative relationship to achieve common goals to improve the system. There will be meeting in the near future to work on training, research, and quality improvement areas.
- Formed a Station 49 Scheduling Subcommittee to develop a collaborative process to devise an ambulance schedule that meets both the needs of the Department and its members. Station 49 members and RC Gordon met with Jesus Mora and Acting Captain Rob Neuneker and were educated on the current processes used to create a schedule that addresses the system demands and SFFD supply. Although the next schedule to be bid will not change significantly in order to implement it quickly, the goal is that future schedule designs will be researched and vetted through a joint process.

Citywide Heat Emergency

- The Citywide Heat Emergency on June 10th and 11th, taxed the 911 system, especially EMS. The EMSA approved putting BLS ambulances into the system in the early afternoon, and shortly after, ordered an Ambulance Strike Team (5 ambulances and 1 Ambulance Strike Team Leader from out of county) via the Mutual Aid System to assist with high call volume.
- On a normal day, the 911 system averages 350 calls. On that Monday, June 10th, we ran over 500.
- When the Strike Team arrived in the city, they reported to Station 49 where radios were distributed, and crews were given an orientation to radio operations, hospital locations, and other instructions. Capt. Nick Brady did an excellent job briefing the crews.
- There have been a number of after-action discussions on a city wide level which the Department has participated in. Overall, the EMS system was taxed, but the addition of BLS resources and the Strike Team helped address the surge in call volume. Kudos also to the staff at DEC who managed to efficiently distribute the calls based on need and limited resources.

Pride Parade

- Assisted with Pride 2019 EAP preparation with ADC Cochrane and Capt Zanoft. Capt. Zanoft has graciously agreed to continue to assist with event EAPS, which is a major help since preparing these documents are very detailed and time consuming.
- EMS is currently collecting all the data to determine the call volume and resource usage during the event. Initial reports were that the call volume was a little higher than previous years, but not excessive, and resources were sufficient.

Noteworthy Incidents Since Previous Report

- 06-06-19 - Successful rescue of a person trapped underneath a Bart Train at Embarcadero Station.
- 06-10-19 - Northbound 280 at San Jose Avenue, mid-day shooting with two people shot. One critical, one stable.
- 06-10-19 - 14 year-old boy was pulled from the water at Crissy field after about an hour. He was pronounced dead at CPMC – Van Ness Medical Center.
- 06-23-19 - Hit and run occurred at Third Ave./Paul St. leaving two people deceased and two injured.
- 06-24-19 - Vehicle collision at California/Presidio left one person dead and two injured.

**San Francisco Fire Department
Incident Distribution - Identifiable Home Address (Last 6 Months)**

		No		Yes		Total
EMS6	2019/01	157	72%	61	28%	218
	2019/02	153	75%	51	25%	204
	2019/03	141	67%	68	33%	209
	2019/04	147	65%	80	35%	227
	2019/05	176	70%	77	30%	253
	2019/06	141	82%	31	18%	172
Fire Incidents	2019/01	33				33
	2019/02	29				29
	2019/03	23				23
	2019/04	24				24
	2019/05	42				42
	2019/06	26				26
Medical Incidents	2019/01	2,780	35%	5,168	65%	7,948
	2019/02	2,714	37%	4,625	63%	7,339
	2019/03	2,934	37%	5,081	63%	8,015
	2019/04	2,783	38%	4,615	62%	7,398
	2019/05	2,857	37%	4,793	63%	7,650
	2019/06	2,878	39%	4,526	61%	7,404
	2019/07	5	63%	3	38%	8

Incident Distribution by Station Area - Identifiable Home Address (Last 3 Months)

	2019/04			2019/05			2019/06		
	Medical Calls	No Home Address	%	Medical Calls	No Home Address	%	Medical Calls	No Home Address	%
01 - 935 Folsom St.	1,027	409	39.82	1,143	423	37.01	1,168	427	36.56
02 - 1340 Powell St.	190	47	24.74	179	40	22.35	194	35	18.04
03 - 1067 Post St.	1,541	566	36.73	1,446	496	34.30	1,480	487	32.91
04 - 449 Mission Rock	58	16	27.59	64	26	40.63	55	20	36.36
05 - 1301 Turk St.	302	45	14.90	278	43	15.47	272	52	19.12
06 - 135 Sanchez St.	443	145	32.73	466	145	31.12	503	152	30.22
07 - 2300 Folsom St.	505	186	36.83	494	153	30.97	579	198	34.20
08 - 36 Bluxome	333	142	42.64	364	196	53.85	321	137	42.68
09 - 2245 Jerrold St.	124	67	54.03	153	83	54.25	120	70	58.33
10 - 655 Presidio	162	20	12.35	215	29	13.49	188	23	12.23
11 - 3880 26th St.	253	79	31.23	222	63	28.38	242	60	24.79
12 - 1145 Stanyan St.	111	47	42.34	104	42	40.38	103	38	36.89
13 - 530 Sansome St.	344	139	40.41	417	134	32.13	341	125	36.66
14 - 551 26th Ave.	117	12	10.26	91	12	13.19	103	28	27.18
15 - 1000 Ocean Ave.	184	51	27.72	188	63	33.51	200	64	32.00
16 - 2251 Greenwich St.	181	60	33.15	140	38	27.14	161	69	42.86
17 - 1295 Shafter St.	310	58	18.71	319	63	19.75	336	54	16.07
18 - 1933 32nd Ave.	118	18	15.25	120	12	10.00	121	13	10.74
19 - 390 Buckingham Way	175	30	17.14	168	28	16.67	175	33	18.86
20 - 285 Olympia St.	29	8	27.59	36	7	19.44	42	2	4.76
21 - 1443 Grove St.	202	53	26.24	223	55	24.66	190	34	17.89
22 - 1290 16th Ave.	114	40	35.09	125	32	25.60	118	28	23.73
23 - 1348 45th Ave.	103	20	19.42	103	13	12.62	118	24	20.34
24 - 100 Hoffman St.	43	7	16.28	42	5	11.90	33	5	15.15
25 - 3305 3rd St.	94	30	31.91	92	37	40.22	113	42	37.17
26 - 80 Digby	49	3	6.12	61	7	11.48	42	7	16.67
28 - 1814 Stockton St.	216	45	20.83	262	62	23.66	273	102	37.36

29 - 299 Vermont St.	143	54	37.76	159	76	47.80	125	53	42.40
----------------------	-----	----	-------	-----	----	-------	-----	----	-------

	2019/04			2019/05			2019/06		
	Medical Calls	No Home Address	%	Medical Calls	No Home Address	%	Medical Calls	No Home Address	%
31 - 441 12th Ave.	147	25	17.01	157	36	22.93	173	40	23.12
32 - 194 Park St.	158	35	22.15	168	22	13.10	174	34	19.54
33 - 8 Capitol St.	157	26	16.56	141	22	15.60	159	19	11.95
34 - 499 41st Ave.	113	28	24.78	87	23	26.44	89	19	21.35
35 - Pier 22 1/2	208	78	37.50	252	100	39.68	231	105	45.45
36 - 109 Oak St.	816	287	35.17	809	283	34.98	932	311	33.37
37 - 798 Wisconsin St.	70	18	25.71	68	18	26.47	64	21	32.81
38 - 2150 California St.	187	28	14.97	203	39	19.21	190	14	7.37
39 - 1091 Portola Dr.	96	30	31.25	95	23	24.21	88	10	11.36
40 - 2155 18th Ave.	108	6	5.56	83	11	13.25	91	17	18.68
41 - 1325 Leavenworth St.	201	48	23.88	220	36	16.36	213	34	15.96
42 - 2430 San Bruno Ave.	162	39	24.07	160	48	30.00	145	42	28.97
43 - 720 Moscow St.	188	42	22.34	209	47	22.49	195	40	20.51
44 - 1298 Girard St.	152	33	21.71	170	40	23.53	162	37	22.84
48 - 800 Avenue I, TI	32	5	15.63	48	15	31.25	38	8	21.05
51 - Presidio FD, Lincoln Blvd	33	11	33.33	44	18	40.91	44	15	34.09

EMS-6 Report, 6/1/19 to 6/30/19

EMS6 Target Population:

- Individuals that utilize emergency medical services 4 or more times in a 30 day period
- Individuals that utilize emergency medical services 2 or more times in a 24 hour period
- Individuals that utilize emergency medical services 10 or more times in a 365 day period

Total number of frequent 911 callers that meet reporting criteria: 603

Total number of calls generated from high frequency callers: 1023

To date, there are 1,084 known high frequency callers in the EMS6 database.

Encounters:

- Total number of encounters in operational period: 240
- Average number of encounters per day: 8
- Total number of unique individuals engaged: 92
- Among the total encounters, 214 encounters (89%) were with high frequency callers.
- 10 of the top 10 (100%) callers were seen by EMS6
- 20 of the top 20 (100%) callers were seen by EMS6
- 66 of the top 603 (11%) callers were seen by EMS6
- 73 of 92 (79%) of encountered individuals self-identify as homeless
- 49 of 66 (74%) of encountered high frequency users self-identify as homeless

Challenges:

- The EMS6 team attended 19 various planning meetings, task force and case conferences, as well as participating in HSIP and Tenderloin Outreach Program operations this month. Administrative tasks and meetings continue to increase, stretching resources and time.

Highlights:

- Captain Pang is working with ESO on real time notification of transport of our Whole Person Care (WPC) clients, which should increase our effectiveness.
- EMS6 was recognized by the BOS, Senate, Assembly and SFPD's Crisis Intervention Team (CIT) for our service and dedication, at an SFPD awards ceremony. Captain Chatham accepted the awards on behalf of the team.

Success Stories:

- EMS6 rapidly identified that one of its previous stable, conserved patients was decompensating and resuming using EMS frequently. With help from the Street Medicine Team EMS6 was able to contact the conservator and arrange transport to PES for psychiatric stabilization. He has returned to his home and is now stable again.
- EMS6 has been working closely with a patient that was previously resistant to staying in shelter. HOT obtained a Navigation bed for him and EMS6 was able to connect him to primary care. Patient is now medically stable and EMS6 continues to assist him with his chronic medical conditions. He was recently offered housing and EMS6 has been instrumental in obtaining the necessary documents. He is expected to move into

an SRO in the next few weeks and then will be connected to traditional case management services.

EMS6 June 2019 Operations Report

Rank	ID	ESO Prior	Current	Comment
1	898	19	3	Stabilized in shelter and connected to case management on site. Brought a housing specialist to him for assessment. He was not prioritized, and a case conference was held to work on a long term plan.
2	541	17	12	Found in distress during outreach and transported to ED and admitted to ICU. Working on a discharge plan within patient care team that will hopefully result in discharge to a treatment program.
3	767	17	14	Patient is not interested in treatment or detox. Ongoing efforts to engage with him by directing him to the Sobering Center and harm reduction services.
4	964	17	9	Ongoing efforts to engage and connect to Sobering and medical detox.
5	291	17	9	Connected to Street Medicine psychiatrist on 2 occasions but continually refuses services.
6	119	15	6	HSOC case conference held this month with the objective of assisting in the housing process. EMS6 brought the assessor to patient where it was confirmed he was prioritized. Utilizing Sobering in the interim
7	29	15	7	Continues to do poorly in the community, despite being housed. In contact with care team regarding his need for a higher level of care.
8	595	15	8	Multiple attempts at detox this month, completed the program this week and was admitted to a long-term treatment program.
9	335	15	12	Outreached and engaged with individual while in patient but refused services and is now back in the community.
10	345	13	8	Completed detox and rehab at a SNF and is now home, ongoing efforts to support him in the community
11	4	13	7	Advocated for removal of an ROS at Sobering and has successfully stayed there on several occasions. Ongoing efforts to engage and direct to Sobering, shelter and medical detox.
12	720	13	9	Recently returned from an out of county treatment program, ongoing efforts to link to services and re-establish case management.
13	1099	12	10	Utilizing a Navigation bed and connected to Shelter Health Team. Med detox referral completed and bed secured for him.
14	1104	12	12	Ongoing efforts to engage and connect to Sobering and medical detox. Frequently refuses services.
15	752	11	5	Utilizing a shelter bed and Sobering services. Connected to Shelter Health team.
16	86	9	1	Deceased
17	501	9	8	Utilizing a Navigation bed and referred to out-patient psychiatric services
18	901	8	4	Spent part of the month incarcerated but team was not aware and was unable to connect with re-entry services. Plan to assess for housing in place. DOS from many services.
19	378	8	8	DOS from many services, ongoing attempts to outreach and engage.
20	1136	8	4	Connected to the Sobering Center, ongoing efforts to engage with him .

EMS6 June 2019 Operations Report

RESOURCE	REFERRALS OFFERED	CONNECTIONS MADE	REASONS FOR UNABLE TO RESPOND BY MONTH		
			Reason	Previous	Current
SOBERING CENTER	65	43			
JOE HEALY DETOX	22	2	Administrative	11	9
SHELTER	19	5	On a call	13	8
SUBSTANCE/DUAL DX TREATMENT	12	0	Notified during off hours	15	7
PSYCHIATRIC SERVICES	10	4	Unable to converse	0	2
TOTAL	128	54	In training	2	0
			In a meeting	1	0
			Total	42	26

EMS6 ENCOUNTER TYPES BY MONTH	PREVIOUS	CURRENT
Outreach	106	109
Consult	78	54
911-EMS6 special call	45	39
911-EMS6 self-assigned	29	18
911-System	13	15
Case conference	2	5
TOTAL	273	240

San Francisco Fire Department
 XM Pages by Date and Hour
 From 06/01/2019 to 07/01/2019

	00:00	02:00	07:00	09:00	10:00	12:00	13:00	14:00	15:00	16:00	17:00	18:00	20:00	23:00	Total	
3	06/02/2019											2			2	
	06/03/2019			1											1	
	06/08/2019									1				1	2	
	06/10/2019						1	8	1	4				1	15	
	06/11/2019				2										2	
	06/16/2019		5												5	
	06/17/2019						3								3	
	06/22/2019					1	1								2	
	07/01/2019	1													1	
	Total	1	5	1		2	4	2	8	1	5		2		2	33
2	06/08/2019													2	2	
	06/09/2019										1				1	
	06/10/2019						2	3		2			1	2	10	
	06/11/2019				1										1	
	06/14/2019				3										3	
	06/16/2019		4												4	
	06/17/2019						3								3	
	Total		4	3	3	1	3	2	3	2	2	1	1	4	4	24
	Total	1	9	1	3	3	7	4	11	1	7	1	2	1	6	57

Inc No	Call Date	Address	Recv. Time	Disp. Time	Final Call Type	Unit	Medic Disp. Time	On Scene Time	Units Staffed	Units Avail.	Dispo	Medic To Scene (Min)	Disp To Scene (Min)
19064829	06/02/2019	1001 POTRERO AV	18:27:39	18:35:52	SOB	54	18:38:37	18:38:37	25	1	NOM	0.00	2.75
19064831	06/02/2019	722 PERALTA AV	18:38:18	18:39:20	SICK NOT ALERT	89	18:40:31	18:50:53	25	1	NOM	10.37	11.55
19064979	06/03/2019	144 EDDY ST	07:13:07	07:14:42	CP NOT ALERT	61	07:17:35	07:26:21	15	0	TH2	8.77	11.65
19067443	06/08/2019	55 MASON ST	16:44:34	16:46:02	DIF SPEAK +LUNG PROB	78	16:47:19	16:51:45	29	1	TH2	4.43	5.72
19067639	06/08/2019	2020 MARKET ST	23:26:48	23:28:57	CODE 3 MEDIC	70	23:36:39	23:39:52	26	-2	TH2	3.22	10.92
19068443	06/10/2019	315 TURK ST	13:23:03	13:25:02	SOB DIF SPEAKING	AM10	13:26:53	13:34:07	31	-5	TH2	7.23	9.08
19068511	06/10/2019	2401 KEITH ST	14:33:02	14:34:07	INTERFACILITY TX	88	15:08:37	15:13:24	30	-8	TH2	4.78	39.28
19068513	06/10/2019	47TH AV/IRVING ST	14:35:58	14:37:11	AUTO VS PED	68	15:06:10	15:12:32	30	-9	AMA	6.37	35.35
19068521	06/10/2019	32 SANTOS ST	14:41:07	14:43:21	BLEED-3RD TRI	53	14:48:09	14:58:38	30	-11	TH2	10.48	15.28
19068522	06/10/2019	822 SOUTH VAN NESS AV	14:43:01	14:53:41	CP CLAMMY SKIN	KM06	14:55:32	14:59:00	30	-16	TH2	3.47	5.32
19068523	06/10/2019	1466 29TH AV	14:43:21	14:55:55	FALL UNCONSCIOUS	55	15:19:25	15:25:19	30	-17	TH2	5.90	29.40
19068524	06/10/2019	639 BRUNSWICK ST	14:44:21	14:47:07	ARREST + AGONAL	65	14:59:31	15:11:30	30	-11	TH3	11.98	24.38
19068526	06/10/2019	126 ALLISON ST	14:44:42	14:53:13	CP CP >=35 NO SOB	82	15:05:50	15:30:34	30	-15	TH2	24.73	37.35
19068527	06/10/2019	204 JUANITA WY	14:45:54	14:48:30	CVA N ALERT UNKNOWN	86	15:12:12	15:20:37	30	-12	TH2	8.42	32.12
19068542	06/10/2019	1235 MISSION ST	14:58:38	15:08:55	CODE 3 MEDIC	KM08	15:12:52	15:23:50	31	-13	TH2	10.97	14.92
19068542	06/10/2019	1235 MISSION ST	14:58:38	15:03:12	CODE 3 MEDIC	KM08	15:12:52	15:23:50	31	-15	TH2	10.97	20.63
19068601	06/10/2019	3595 GEARY BL	16:10:46	16:11:53	SOB	65	16:14:37	16:18:09	33	-8	OTH	3.53	6.27
19068602	06/10/2019	466 ARCH ST	16:11:35	16:12:31	CODE 3 MEDIC	82	16:15:53	16:25:13	33	-9	TH2	9.33	12.70
19068611	06/10/2019	615 BRUSSELS ST	16:24:09	16:40:58	UNKNOWN PROB AWAKE	59	16:46:24	16:54:51	35	-11	TH2	8.45	13.88
19068623	06/10/2019	117 BRAZIL AV	16:39:36	16:43:15	SICK NOT ALERT	74	17:02:40	17:10:14	35	-12	TH2	7.57	26.98
19068623	06/10/2019	117 BRAZIL AV	16:39:36	16:43:00	SICK NOT ALERT	74	17:02:40	17:10:14	35	-11	TH2	7.57	27.23
19068830	06/10/2019	19TH AV/SLOAT BL	22:57:34	23:40:55	POSS SEIZURE	60	22:59:14	23:08:55	23	-7	TH2	9.68	-32.00
19069024	06/11/2019	FILLMORE ST/GEARY BL	10:40:07	10:42:46	AUTO VS PED	AM10	10:44:09	10:48:43	39	8	TH2	4.57	5.95
19069027	06/11/2019	300 SENECA AV	10:41:03	10:43:42	CP CLAMMY SKIN	60	10:45:42	10:58:31	39	7	TH2	12.82	14.82
19071297	06/16/2019	225 BERRY ST	02:11:31	02:13:58	SOB	62	02:31:45	02:36:58	20	-2	TH2	5.22	23.00

Priority: 3

Inc No	Call Date	Address	Rev. Time	Disp. Time	Final Call Type	Unit	Medic Disp. Time	On Scene Time	Units Staffed	Units Avail.	Dispo Medic To Scene (Min)	Disp To Scene (Min)	
19071298	06/16/2019	MARKET ST/STOCKTON ST	02:13:27	02:14:37	JO	AM11	02:28:55	02:34:03	20		TH2	5.13	19.43
19071304	06/16/2019	EVANS AV/PHELPS ST	02:29:00	02:30:27	AUTO VS PED	84	02:32:11	02:36:59	20		TH2	4.80	6.53
19071310	06/16/2019	350 FRIEDEL ST, HP	02:42:42	02:44:21	CP ABNL BREATHING	60	02:46:24	03:00:01	20		PDT	13.62	15.67
19071313	06/16/2019	CHURCH ST/MARKET ST	02:49:46	02:51:18	DIF SPEAKING +COPD	KM07	02:52:35	02:59:51	20		TH2	7.27	8.55
19071844	06/17/2019	382 TEDDY AV	12:09:00	12:23:12	SICK ABNL BREATH	93	12:24:42	12:35:28	31		TH2	10.77	12.27
19071851	06/17/2019	1179 MISSION ST	12:16:25	12:19:22	SOB +LUNG PROB	KM13	12:26:52	13:00:05	31		TH2	33.22	40.72
19071856	06/17/2019	199 WEST PORTAL AV	12:25:09	12:27:27	CVA SPEAK >4.5 HR	73	12:32:33	12:47:02	31		TH3	14.48	19.58
19074068	06/22/2019	GEARY BL/FUNSTON AV	12:52:54	13:00:58	FOCAL SZ	85	13:13:13	13:19:22	29		TH2	6.15	18.40
19074070	06/22/2019	1072 GILMAN AV	12:54:16	12:55:33	CP DIFF SPEAKING	61	12:57:25	13:10:19	29		TH2	12.90	14.77
19077659	07/01/2019	822 40TH AV	00:53:55	00:54:52	SEIZURE MULTIPLE	72	00:56:11	01:07:41	25	1	TH2	11.50	12.82

33

Total Priority 3:

Inc No	Call Date	Address	Recv. Time	Final Call Type	Unit	Medic Disp. Time	On Scene Time	Units Staffed	Units Avail.	Dispo Medic To Scene (Min)	Disp To Scene (Min)		
Priority: 2													
19067636	06/08/2019	1001 POLK ST	23:23:56	23:27:25	GND LEVEL FALL UNK	62	23:35:17	23:47:01	26	0	TH2	11.73	19.60
19067640	06/08/2019	2470 SAN BRUNO AV	23:24:38	23:29:45	SYNCOPE >35+HX	89	23:34:34	23:46:08	26	-3	TH2	11.57	16.38
19068021	06/09/2019	1150 UNION ST	17:23:56	17:24:44	CODE 2 AMB	KM01	17:28:34	18:05:14	28	-1	TH2	36.67	40.50
19068449	06/10/2019	169 STEUART ST	13:26:32	13:57:47	SYNCOPE >35	57	14:02:34	14:19:37	30	-9	TH2	17.05	21.83
19068465	06/10/2019	4071 18TH ST	13:42:10	13:58:03	PSYCH-SUICIDAL	78	14:05:20	14:21:14	30	-11	TH2	15.90	23.18
19068491	06/10/2019	1 THOMAS MORE WY	14:13:22	14:19:27	BLEEDING	76	14:33:15	14:55:27	30	-10	TH2	22.20	36.00
19068497	06/10/2019	GEARY ST/POWELL ST	14:19:09	14:44:37	CODE 2 AMB	AM12	15:05:07	15:15:45	30	-12	TH2	10.63	31.13
19068509	06/10/2019	GUERRERO ST/14TH ST	14:28:12	14:39:31	FALL NOT ALERT	72	15:10:55	15:19:09	30	-10	TH3	8.23	39.63
19068610	06/10/2019	31 VALPARAISO ST	16:20:47	16:38:19	FALL UNKNOWN	KM10	16:43:47	17:01:10	35	-9	TH2	17.38	22.85
19068612	06/10/2019	525 5TH ST	16:26:00	16:44:43	FALL ?DANGER INJ	61	16:52:57	17:02:20	35	-11	TH2	9.38	17.62
19068766	06/10/2019	375 LAGUNA HONDA BL	20:27:04	20:29:44	SICK UNWELL/ILL	70	20:31:13	20:45:26	31	0	TH2	14.22	15.70
19068849	06/10/2019	140 HARKNESS AV	23:29:22	23:29:37	CODE 2 AMB	89	23:44:06	23:57:26	23	-6	PDT	13.33	27.82
19068854	06/10/2019	567 BAY ST	23:33:39	23:36:34	ABD PAIN MALE>35	70	23:45:34	23:53:43	23	-6	PDT	8.15	17.15
19069028	06/11/2019	333 OFARRELL ST	10:39:35	10:49:04	TRAUMA/MINOR	65	10:52:33	11:01:29	40	8	TH2	8.93	12.42
19070535	06/14/2019	588 MISSION BAY NORTH BL	09:21:09	09:22:58	GND LEVEL FALL UNK	AM10	09:27:35	09:39:28	22	-4	FIR	11.88	16.50
19070536	06/14/2019	50 DR TOM WADDELL PL	09:21:41	09:26:30	HEART PROB NL HR	75	09:33:16	09:42:02	22	-5	TH2	8.77	15.53
19070537	06/14/2019	1518 9TH AV	09:28:28	09:30:44	FALL NOT ALERT	67	09:35:01	09:50:31	24	-3	TH2	15.50	19.78
19071289	06/16/2019	2020 MARKET ST	01:54:52	02:06:51	ASSAULT	55	02:12:14	02:24:00	20	-1	TH2	11.77	17.15
19071300	06/16/2019	715 HARRISON ST	02:18:21	02:27:03	SICK ALOC	75	02:36:11	02:53:02	20	-5	TH2	16.85	25.98
19071308	06/16/2019	POLK ST/BUSH ST	02:42:31	02:43:15	ASSAULT NT ALERT	85	02:46:15	02:49:51	20	-2	TH2	3.60	6.60
19071312	06/16/2019	1359 PINE ST	02:45:47	02:49:04	INTERFACILITY TX	54	02:56:48	02:58:39	20	-3	TH2	1.85	9.58
19071855	06/17/2019	MASON ST/EDDY ST	12:23:56	12:26:56	FALL NOT ALERT	91	12:30:00	12:45:30	31	-4	TH2	15.50	18.57
19071869	06/17/2019	LARKIN ST/MYRTLE ST	12:49:25	12:55:52	SICK UNWELL/ILL	KM02	12:58:07	13:03:41	32	-4	TH2	5.57	7.82
19071871	06/17/2019	588 MISSION BAY NORTH BL	12:51:10	12:55:10	GND LEVEL FALL UNK	52	12:57:29	13:13:42	32	-3	TH2	16.22	18.53

Division of Fire Prevention and Investigation
Division Update – June 1 to June 30, 2019
Fire Marshal Daniel de Cossio

BFP Head Quarters Update: Permits/ High-Rise/Fire Complaints, Captain Tse

Permit Application for June 2019:

Total Permits Issued for June	323
Number of Operational Permits	48
Number of Temporary Permits	275
Permit Application Fees Collected OTC (June)	\$65,627

Inspections Completed June 2019:

Types of Inspection/Activity	Number	Hours
NOV	163	80
Complaints	206	125.4
Referrals (DPH Non-Haz., DPH Haz., DPW)	68	42.9
Referrals (EC)	1	0.5
Referrals (SFPD)	41	24.5
DBI	791	665.8
Fire Alarm Inspection	2	1.5
Greater Alarm Inspection	1	0.8
Permit Annual	394	219
Permit Approvals	83	65.5
Permit Follow-Up	1	1
Port Permit Annuals	2	0.5
Port Permit Approvals		
Event Plan Review (Non-DBI)	9	8.8
Place of Assembly Detail	3	1.5
Administrative Citation		
Hearing Re-Inspection	56	33
City Attorney Referral/ACE		
Order to Abate Re-inspection	12	4.8
High-Rise Annuals	24	46.2
High-Rise Follow-Up	1	0.5
FEP Review, EVAC Plan Review & High-Rise Report Writing	27	29.9
School Annuals	1	0.3
School Inspection Follow-UP	1	1.5
Day Care		
DPH-CCSF (Aids Clinic, Mental Health)		
DSS (Community Care Licensing, Alcohol/Drugs)		
Onsite Consultation	4	4.5
OSHPOD Referral		
Other Referrals (Dept. of Corrections, Community Behavioral Health Services, Licensing)		
Public Education/Community		

R2		
Sprinkler Ordinance		
SRO Fire Prevention Workshop	1	1.5
SRO Sprinkler Ordinance		
Tank Installation		
Traccess Installation/Maintenance	12	10.5
File Research	14	16.3
Others (Initial Inspection, Technical Construction Inspection, Fire Clearance Request, Follow-Up Inspection, No Time Charged, Special System, Etc.)	15	12.3
PSD Counter	54	200.6
Administration (Email, Voicemail, Data Entry, etc.)	675	163.1
Code Research	32	37.3
Car Service	10	7.5
Training	89	297.1
Total	2793	2104.6

Total Permit Annual Inspections:

Total Annual Permit Inspections	3630
Completed	3345
Open	279
Pending	3
Pending Mobile/Citywide Pending (No Fixed Address)	3
Actual Total Annual Permit Inspections (Fixed Address)	3627
Actual Still Pending (Without Fixed Address)	0
% Completed	100%
% Target Completion	100%

Total Permit Annual Inspections (Port): June 2019

Total Annual Permit Inspections	98
Completed	77
Open	21
Pending	0
% Completed	100%
% Target Completion	100%

Permit Annual Inspections by Section (Permit): June 2019

Total Annual Permit Inspections	1688
Completed	1503
Open	185
Pending	0
% Completed	100%
% Target Completion	100%

Permit Annual Inspections by Section (District): June 2019

Total Annual Permit Inspections	848
Completed	818
Open	30
Pending	0
% Completed	100%
% Target Completion	100%

Permit Annual Inspections by Section (High Rise): June 2019

Total Annual Permit Inspections	996
Completed	951
Open	45
Pending	0
% Completed	100%
% Target Completion	100%

Annual School Inspections June 2019:

Total Annual High-Rise Inspections	242
Completed	242
Open	2
Pending	3
% Completed	100%
% Target Completion	100%

Annual High-Rise Inspections June 2019:

Total Annual High-Rise Inspections	622
Completed	622
Open	0
Pending	0
% Completed	100%
% Target Completion	100%

Types of Operational Permits Issued (June 2019):

Description	Number
Aboveground Stationary Tank, Storage & Use	7
Application of Flammable/Combustible Finishes	
Battery System, Storage & Use	
Combustible Dust-Producing Operations	
Combustible Materials, Miscellaneous, Storage, Handling	
Compressed Gas, Fueling Station, Operation	3
Compressed Gas, Storage, Use, & Handling	3
Cryogenic Fluids, Storage & Use	
Dry Cleaning Plant, Operation	
Firefighter Air System, Maintenance, Testing	
Flammable/Combustible Liquid, Portable Containers	
Flammable/Combustible Finishes, Spray Painting Application	2
Fruit & Crop Ripening Operation	
Hazardous Materials, Store, Transport, Dispense, Use, Handle	
High-Piled Storage	1
Hot work Operations, Weld, Cut, Grind, Braze, Solder	4
Hot Work Operations, Jeweler, Grind, Braze, Solder	2
Hot Work Operations, Roofer, Open Flame Device, Conduct	
Industrial Oven, Baking/Drying Operation	
Limited Application of Flammable/Combustible Finishes	
Liquefied Petroleum Gas, Mobile Caterer (Food Truck)	2
Liquefied Petroleum Gas, Portable Cylinders	
Liquefied Petroleum Gas, Roofer, Storage, Use	
Liquefied Petroleum Gas, Tank, Storage, Use	7
Motor Fuel Facility, Operation	
Motor Fuel Facility, Self-Service, Operation	
Open Flame (Candles, BBQ), Place of Assembly, Mobile Caterer	2
Place of Assembly Operation	13
Refrigeration Equipment Operation	
Tires, Scrap/Tire Byproducts, Storage	
Underground Stationary Tank, Storage & Use	
Vehicle Repair Garage, Major	2
Vehicle Repair Garage, Minor	
Total	48

Fire Complaints

Total Overall Open Complaints (As of June 30, 2019): 172

Overall Open Complaints (R2 Inspections): 81

Overall Open Complaints (Other Sources): 91

Total Number of Complaints Received (June 2019): 307

Total Number of Complaints Received Through R2 Inspections: 101

Total Number of complaints Received Through Other Sources: 206

Total Number of Complaints Closed (June 2019): 338

Number of Complaints Closed (R2 Inspections): 118

Number of Complaints Closed (Other Sources): 220

Closed Complaints by Disposition (March 2019):

	CC	CI	DC	NA	NJ	NM	PM	RB	RE	RP	VI	Total
June	112		7	1		59		4	2		153	338

CC: Condition Corrected; DC: Duplicate Complaint; NA: Non-Applicable; NJ: No Jurisdiction; NM: No Merit; PM: Night Time Inspection; RB: Referred to DBI; RE: Referred to EID; RP: Referred to DPH; VI: NOV Issued

Total Number of Complaint ITEMS (June 2019): 419

Total Number of Complaint ITEMS Open (June 2019): 112

Total Number of Complaint ITEMS Closed (June 2019): 267

Types of Complaints Received (June 2019):

Description of Complaint	Open	Closed	Total
Fire Alarm Systems	32	64	96
Blocked Exits	10	24	34
Combustible Materials	4	6	10
Electrical Systems	6	5	11
Elevator Not Working	1	1	2
Exit Maintenance	8	11	19
Extinguishers	14	26	40
Fire Escape	6	3	9
General Hazardous Materials		5	5
Hoarding	5	2	7
Illegal Occupancy	1		1
Multiple Fire Code Violations (High-Rise)		70	70
Open Vacant Building		1	1
Operating Without A Permit	1	3	4
Overcrowding Place of Assembly	2	4	6
Refused Hood & Duct Service		1	1
Roof Access	1	1	2
Sprinkler/Standpipe Systems	7	18	25
Street Numbering	1	1	2
UL Certificate Verification			
Unapproved Place of Assembly	1		1
Uncategorized	10	15	25
Unlicensed Auto Repair			
Weeds & Grass	2	6	8
Total	112	267	379

Number of open violations before 6/1/19: 732
 New Violations issued during the month of June 2019: 146
 Violations resolved during the month of June 2019: 239
 Number of Open Violations as of 6/30/2019: 639

Administrative Hearing

Month	No. of Hearings	No of Cases Heard	Orders of Rescissions	Cases Continued	Order to Abate	Order to Vacate
Apr. 2019	2	28	8	11	9	1
May 2019	3	40	12	15	13	0
June 2019	2	20	9	6	5	0

COMMUNITY OUTREACH

Monthly activity:	June '19	(May '19)	(Apr '19)	(Mar '19)	(Feb '19)	(Jan '19)	(Dec '18)
Community Presentations/ Education	14	12	8	12	10	8	4
Number of Attendees (approx.) – total	14,585	9,045	4,680	2,517	353	1,013	390

Public Informational Media:

- Twitter organization has requested scheduling Fire Safety training for their floor wardens/employees in August, Sept, Oct, and Nov – planning stages with PIO Lt. Baxter, BFP Community Outreach
- SFO has requested Fire Safety training for their employees; BFP Community Outreach Team will partner with BFP Airport Section to present 3 sessions in Sept.
- Meeting planned for July with Mayor’s Office language partner OCEIA to assist BFP Outreach Team with language interpretation presentation scheduling

Community Outreach Presentations/Education for June 1 to June 30, 2019

- 06-01-19, 50 PHELAN AVENUE, San Francisco, Housing Expo hosted by Home Ownership, SF, 1100-1500 hours. Public. Fire & Life Safety Workshop consisting of Fire Safety in the Home PowerPoint presentation. The interactive Bullseye Digital Fire Extinguisher System was demonstrated. Fire & Life Safety Educational Information packets with NFPA Fire Safety Tip Sheets and NERT & Emergency Preparedness Check off-sheets in English, Cantonese and Russian & Spanish distributed. NFPA Fire Extinguishers on the Job, Kitchen Fire Safety, Carbon Monoxide Alarms and Exit Drills in the Home brochures, Alisa Ann Ruch Burn Foundation and 9-1-1 brochures and SFFD fire truck plastic key chains and keychain flashlights with sf-fire.org website address printed were distributed. 10 Kidde smoke alarms were distributed. Approximately 1000 attendees. Approximately 300 community members were contacted.
- 06-09-19, CITYWIDE, SAN FRANCISCO, Sunday Streets in Golden Gate Park, hosted by Livable City, 0930-1600 hours, public. Provided Fire & Life Safety Information table. Tabled and distributed SFFD's Fire & Life Safety Educational Packets in English, Chinese & Spanish, SFFD's Fire Safety Tips for San Francisco in Russian, Vietnamese & Filipino, brochures from SFFD, NFPA, USFA, Alisa Ann Ruch Burn Foundation, DEM, SFFD Recruitment, NFPA Fire Extinguishers on the Job, Kitchen Fire Safety, Carbon Monoxide Alarms, Exit Drills in the Home, Alisa Ann Ruch Burn Foundation. Distributed SFFD fire safety activity coloring books, picture books, plastic fire hats, sticker badges, fidget spinners, SFFD hot/cold packs, keychain flashlights imprinted with the SFFD website. Approximately 300 community members were contacted.
- 06-11-19, 99 GROVE STREET, San Francisco, Earthquake Safety Fair hosted by the Department of Building and Inspection, 1100-1500 hours, public. Provided Fire & Life Safety Information Table and Bullseye Digital Fire Extinguisher System with 30-minute breakout session on Fire Extinguishers. Tabled distribution SFFD's Fire & Life Safety Educational Packets in English, Chinese & Spanish, SFFD's Fire Safety Tips for San Francisco in Russian, Vietnamese & Filipino, brochures from SFFD, NFPA, USFA, Alisa Ann Ruch Burn Foundation, DEM, SFFD NERT & Recruitment, NFPA Fire Extinguishers on the Job, Kitchen Fire Safety, Carbon Monoxide Alarms, Exit Drills in the Home, Alisa Ann Ruch Burn Foundation. Distributed SFFD fire safety activity coloring books, picture books, plastic fire hats, sticker badges, fidget spinners, SFFD hot/cold packs, keychain flashlights imprinted with the SFFD website. 70 Kidde smoke alarms distributed. Approximately 1000 attendees. 300 community members were contacted.
- 06-12-19, ONE FRONT STREET, San Francisco, hosted by Boston Properties, 0930-1100 hours. Commercial Highrise Fire Drill Observation – Cancelled to be rescheduled
- 06-14-19; 800 HOWARD STREET, San Francisco, beINVINCIBLE hosted by the Mayor London Breed's office, 0730-1530 hours, public. Inspector Kato was asked By the Chief of the Department to represent the SFFD at Mayor London Breed's be INVINCIBLE, A Women's Summit. More than 1000 participants experienced inspiring keynotes, dynamic breakout sessions with demonstrations and how-tos and an interactive resource fair featuring a host of exhibitors focused on Health and Wellness, Economic Empowerment, leadership & Civic Engagement and Lifestyle. Inspector Kato Staffed a booth at the Summit that consisted of recruitment, fire and life safety literature, demonstrations of Hands Only CPR, Stop the Bleed and Heimlich maneuver. Approximately 1000 attendees. Approximately 200 attendees contacted.
- 06-19-19; 55 LAGUNA STREET, San Francisco, Orientation meeting with host by Yves Agustin of Mercy Housing 1100-1230 hours. Walk through of the premises at the request of the host before addressing the residents at the Fire and Life Safety in the Home workshop scheduled for June 25, 2019.

- 06-20-19; 390 VALENCIA STREET, San Francisco, hosted by the Mission Housing Development Corporation. SFFD's District 9 Fire Safety & Emergency Preparedness Fair, 1200-1500, public. Provided Fire & Life Safety Information Table and Fire & Life Safety Workshop with Bullseye Digital Fire Extinguisher Demonstrator. Tabling included distribution of printed packets of information from the SFFD in English, Russian, Chinese, Spanish, Vietnamese and Filipino consisting of fire safety tip sheets and information from NFPA, USFA and SFFD NERT. Also, brochures from SFFD, NFPA, USFA, Alisa Ann Ruch Burn Foundation, DEM, SFFD Recruitment, NFPA Fire Extinguishers on the Job, Kitchen Fire Safety, Carbon Monoxide Alarms and Exit Drills in the Home brochures, Alisa Ann Ruch Burn Foundation were tabled. DEM 9-1-1 refrigerator magnets, SFFD plastic fire hats, sticker badges, hot/cold packs, coloring books, picture books and fidget spinners were distributed. Our Fire & Life Safety Educational Information packets and SFFD keychain flashlights imprinted with sf-fire.org website distributed to all who attended the workshop.
Presented in English with Spanish & Cantonese interpretation provided by CYCSF.
11 emergency Hand Crank Radios distributed by Community Youth Centers of SF.
11 Kidde smoke alarms distributed. Approximately 300 community members were contacted at the safety fair. Approximately 75 community members attended the FSIH Workshop.
- 06-20-19, 227 Bay Street, San Francisco, hosted by the Chinatown Community Development Center, 1530-1730 hours, residential.
Fire & Life Safety Workshop consisting of Fire Safety in the Home PowerPoint presentation. The interactive Bullseye Digital Fire Extinguisher System was demonstrated. Fire & Life Safety Educational Information packets with NFPA Fire Safety Tip Sheets and NERT & Emergency Preparedness Check off-sheets in English, Cantonese and Russian & Spanish distributed. NFPA Fire Extinguishers on the Job, Kitchen Fire Safety, Carbon Monoxide Alarms and Exit Drills in the Home brochures, Alisa Ann Ruch Burn Foundation and 9-1-1 brochures and SFFD fire truck plastic key chains were tabled.
Presented in English with Cantonese interpretation provided by CYCSF. 30 attendees.
- 06-25-19, 3220 FULTON STREET, San Francisco, hosted by San Francisco Village, 1030-1230 hours, residential. Provided Fire Safety in the Home Workshop consisting of Fire Safety in the Home PowerPoint presentation, interactive Bullseye Digital Fire Extinguisher System session and Fire & Life Safety information table. Fire & Life Safety Educational Information packets in English, Chinese & Spanish and SFFD's Fire Safety Tips for San Francisco in Russian, Vietnamese & Filipino containing Fire Safety Tip Sheets from SFFD, NFPA, USFA and SFFD NERT were distributed. Tabled distribution of brochures from SFFD, NFPA, USFA, Alisa Ann Ruch Burn Foundation, DEM, SFFD Recruitment, NFPA Fire Extinguishers on the Job, Kitchen Fire Safety, Carbon Monoxide Alarms, Exit Drills in the Home, Alisa Ann Ruch Burn Foundation. Distributed SFFD keychain flashlights imprinted with the SFFD website. 30 attendees.
- 06-25-19, 55 LAGUNA STREET, San Francisco, hosted by my Mercy Housing, 1600-1800 hours, residential. Provided Fire Safety in the Home Workshop consisting of Fire Safety in the Home PowerPoint presentation, interactive Bullseye Digital Fire Extinguisher System session and Fire & Life Safety information table. Fire & Life Safety Educational Information packets in English, Chinese & Spanish and SFFD's Fire Safety Tips for San Francisco in Russian, Vietnamese & Filipino containing Fire Safety Tip Sheets from SFFD, NFPA, USFA and SFFD NERT were distributed. Tabled distribution of brochures from SFFD, NFPA, USFA, Alisa Ann Ruch Burn Foundation, DEM, SFFD Recruitment, NFPA Fire Extinguishers on the Job, Kitchen Fire Safety, Carbon Monoxide Alarms, Exit Drills in the Home, Alisa Ann Ruch Burn Foundation. Distributed SFFD keychain flashlights imprinted with the SFFD website. 20 attendees
- 06-30-19; CIVIC CENTER, Pride Celebration Festival Pavilion, 1000-1800 hours, public.

Provided Fire & Life Safety Information table. Tabled and distributed SFFD's Fire & Life Safety Educational Packets in English, Chinese & Spanish, SFFD's Fire Safety Tips for San Francisco in Russian, Vietnamese & Filipino, brochures from SFFD, NFPA, USFA, Alisa Ann Ruch Burn Foundation, DEM, SFFD Recruitment, NFPA Fire Extinguishers on the Job, Kitchen Fire Safety, Carbon Monoxide Alarms, Exit Drills in the Home, Alisa Ann Ruch Burn Foundation. Distributed SFFD fire safety activity coloring books, picture books, plastic fire hats, sticker badges, fidget spinners, SFFD hot/cold packs, keychain flashlights imprinted with the SFFD website. 40 Kidde smoke alarms distributed.

Fire Drills

- 06-20-19; 101 CLAY STREET, San Francisco, 3 Embarcadero, Boston Properties. Commercial high rise, 0930-1045 hours, public.
 - Fire Drill Observation, Relocation drill.
 - Approximately 3000 occupants participated.
- 06-20-19; 201 CLAY STREET, San Francisco, 2 Embarcadero, Boston Properties. Commercial high rise. 1200-1500 hours, public.
 - Fire Drill Observation, Relocation drill.
 - Approximately 2000 occupants participated
- 06-25-19; 1239 TURK STREET, San Francisco, hosted by the Willie B. Kennedy Apartments, 0900-1000, residential.
 - Fire Drill Observation
 - 210 residents
 - 55 participants

Training Classes (internal):

- June 2019 9-hr Means of Egress class for Fire Plan Reviewers (7) with DBI, SFPUC, MOD
3-hr Code, Statutes, and Regulation Class for new BFP members (5 attendees)
21-hr 6-wk BFP Fire Plan Review 2 (Intermediate) class on water-based
extinguishing systems began June 18 (38 members)
- May 2019 Two-way Emergency Comm. Systems: 2019 updates/changes (60 mem. w/EID)
- Apr 2019 IEC 8-hr Hazardous Waste Operations Refresher Class (22 members)
- Apr 2019 2019 NFPA 72 code updates/changes – hosted by Bay Alarm (21 members)
- Mar 2019 IEC 24-hr Hazardous Waste Operations Training Class (8 mem. FD, 4 mem.
DPH)
- Feb 2019 ERRCS 2016, 2019 code updates: plan review, inspection (66 mem. with EID,
DEM)
- Feb 2019 Flexible Sprinkler Drops: plan review, inspection presented by Victaulic (41
members)
- Jan 2019 Battery systems: plan review, inspection, code changes (10 members)
- Nov 2018 Battery systems: plan review, inspection, code changes (18 members)
- Oct 2018 Jan 2019 BFP Plan Review (Basic) class (36 members: 4 hours/week for 9
weeks)
- Oct 2018 NFPA 72 Fire alarm and signaling code; 2019 changes to 2016 ed. (45 members)
- Sept 2018 Smoke Control Systems Webinar: history, design, installation, operation, testing
- Aug 2018 ERRC and ERRCS: plan review, field inspection (52 attendees with 2 radio/1
SFPD)
- June 2018 Fire Pumps and Fire Pump Rooms: plan review, field inspection (34 members)
- May 2018 Special Elevators FSAE, OEE: plan review, field inspection (49 members)
- May 2019: IEC 8-hr Hazardous Waste Operations Refresher Class (22 members)
- Apr 2019: 2019 NFPA 72 code updates/changes – hosted by Bay Alarm (21 members)
- Mar 2019: IEC 24-hr Hazardous Waste Operations Training Class (8 mem. FD, 4 mems.
DPH)
- Feb 2019: ERRCS 2016, 2019 code updates: plan review, inspection (66 mem. with EID,
DEM)
- Feb 2019: Flexible Sprinkler Drops: plan review, inspection presented by Victaulic (41
members)
- Jan 2019: Battery systems: plan review, inspection, code changes (10 members)
- Nov 2018: Battery systems: plan review, inspection, code changes (18 members)
- Oct 2018: Jan 2019 BFP Plan Review (Basic) class (36 members: 4 hrs/wk for 9 wks)
- Oct 2018: NFPA 72 Fire alarm and signaling code; 2019 changes to 2016 ed. (45 members)
- Sept 2018: Smoke Control Systems Webinar: history, design, installation, operation, testing
- Aug 2018: ERRC and ERRCS: plan review, field inspection (52 attendees with 2 radio/1
SFPD)
- June 2018: Fire Pumps and Fire Pump Rooms: plan review, field inspection (34 members)

Note: planned

- Hydrogen Vehicle Fueling Station field inspections (July)
- SFFD plan submittal and field inspection requirements for “like-for-like” panel device replacement (August)
- BFP Plan Review 2 make-up classes (August)

Plan Check Section Update, Captain Kathleen Harold

Fire Plan Check Section Update: **June 2019**

	June '19 1102 (OTC 1004)	May '19 1223 (OTC 1164)
Permit applications submitted (permits approved):		
Fire Plan Review fees collected at filing:	\$93,672	\$224,547
Fire Plan Review fees paid at issuance:	\$643,138	\$797,637
Total Fire Plan Review Fees Collected:	\$736,811	1,022, 183
Total Fire Inspection Fees Collected at Issuance:	\$203,160	\$235,176
Water Flow revenue collected:	\$12,625	\$20,625
Fire Only Pre-Application Meeting Revenue	\$7,235	\$5,125
Fees Collected DBI Pre-Application Meeting	\$6000	\$11,250
Fees Collected DBI Easement Review	\$0	\$375
Plan Review Summary		
TOTAL FIRE FEES COLLECTED:	\$965,831	\$1,283,109
<i>(FYI DBI TOTAL FEES COLLECTED:</i>	\$6,753,793	\$7,198,321)
Summary:		
Total Plans in Fire Review Report:	522	485
No. of Plans reviewed but awaiting responses ("ON HOLD"):	430	420
No. of Plans waiting for review:	92	65
Total no. Pre-application meetings held (Fire only/DBI/Planning):	15	46
Rechecks	8	24
Non Pre-App Meeting	7	7

City-paid: 2 hours Haney ADMIN, Pre-apps

Large Community Development Projects, Captain Michael Patt

Community Developments: Horizontal Design

The horizontal design review includes review of street maps and site plans for Fire Department vehicle access (to project site), access to water supplies (LPWSS), and building access.

Total developments in process; SFFD comments issued (On hold – awaiting response/resolution from developer)

- Balboa Reservoir
 - Meeting to discuss Balboa Infrastructure Plan Department Comments.
 - Reviewed Submitted SFFD comments for Balboa Reservoir Fire Access.
 - Reviewed and submitted the SFFD Comments for AB-005 for Aerial ladder access.
- Treasure Island 8000 units.
 - Submitted SFFD comments for Treasure Island Sub-Phase 1A, 1D, 1F, 1G, 1H & 1I
 - Reviewed and submit the SFFD comments for 1 Avenue of the Palms (401 Avenue of the Palms) factory-built plans.
- Yerba Buena Island (YBI Island)
 - Reviewed and Submitted SFFD Comments for 30% Yerba Buena Island Hill top parks submittal.
- Hunters View Ph 3
 - Reviewed and Submitted SFFD Comments for Infrastructure 65% Submittals.
- Potrero Power Plant. 1800 residential units.
 - Reviewing the Infrastructure Plan.
- Pier 70
 - Reviewed and submitted the SFFD Comments for E 2 site permit building.
 - Reviewed and submitted the SFFD Comments for pre-application meeting for building 12.
- 5M Project
 - Submitted SFFD comments for the Street Improvement Plan.
- Mission Rock.
 - Submitted SFFD comments for Mission Rock Basis of Design Submittal.
 - City Family Meeting for Mission Rock Basis of Design.
- Mission Bay- China Basin
 - Reviewed and submitted the SFFD Comments for 401 China Basin Mission Bay- Block 9 site permit building.
- Candlestick Point
 - Reviewed and submitted the SFFD Comments for Site permit for 89 Harney Way- Block 9 A
 - Reviewed SFFD Comments during re-check meeting for address 625 Gilman St.
- Potrero Hope
 - Field operations test results is accepted and approved
 - Reviewed and submitted the SFFD Comments Potrero Hope Tentative Map No. 9610 Potrero Hope-1201 Wisconsin Street.

- Meeting to discuss SFFD Comments Streetscape Master Plan Revision #3.
- Visitacion Valley.
 - Reviewed and Discussed the fire access street width.
- 1629 Market Street. 584 Units. 5 low rise buildings.
- India Basin, 1375 units. Preliminary Master Plan
- Park Merced

Community Developments: Vertical Design

- Reviewed and submitted the SFFD Comments for 3051 Folsom St. BERNAL RAD 100% affordable alterations (17 permit application #s).
- Approved the Emergency generator plans 500 Folsom St Application # 2015-0311-0506 S8.
- Reviewed and submitted the SFFD Comments for 4840 Mission St Application # 2019-0319-5605.
- Reviewed and submitted the SFFD Comments for Site permit _83 Harney Way, Candlestick point, Application # 2018-0413-6325
- Reviewed and submitted the SFFD Comments for courtesy drawings plans for 1068 Mission St, factory -built.
- Re-check meeting to discuss the SFFD Comments. for courtesy drawings plans for 1068 Mission St, factory -built.
- Reviewed and submitted the SFFD Comments for courtesy drawings plans for 1 Avenue of the Palms factory-built plans
- Re-check meeting to discuss the SFFD Comments. for courtesy drawings plans for 401 China Basin Mission Bay- Block 9, factory -built.
- Re-check meeting to review the SFFD response Comments for North Block 10 A Site Permit for Candlestick CP-02, address 625 Gilman St.
- Recheck meeting to discuss the SFFD Comments for 5 Thomas Million- North Buildings_ Building B, 17 Stories type IA, Application No. 2016-0920-8248.
- Reviewed and submitted the SFFD Comments for 1950 Mission 2019-0619-3875 S-2, Revision 2.
- Reviewed and submitted the SFFD Comments sprinkler system for 1950 Mission 2019-0619-3875 S-5 sprinkler system
- Reviewing the Arch/ MEP plans for 490 South Van Ness Ave application # 2010 1005 2342 / 2017 1011 0918

Accessory Dwelling Units (ADU) and Unit Legalization

- Info regarding the Addition of Dwelling Unit from 6/1/19 to 6/30/19
- Total Accessory Dwelling Units (ADU) reviewed 26 units.
- Reviewed and approved Accessory Dwelling Units (ADU) and Unit Legalization plans for 17 units.
- Reviewed and sent comments of Accessory Dwelling Units (ADU) and Unit Legalization plans for 9 units.

Port of San Francisco, Captain Cofflin

- 12th Annual Black Health and Healing Summit at Pier 80:
 - Friday-Saturday, **May 31-June 1, 2019**
 - Community Event, Attendance 500 per day
- 5K ADA Run in Pier 32 Lot:
 - Sunday **June 9, 2019**
 - Fundraiser Run, Attendance 1,300
- Anaplan Planning Xperience at Pier 27:
 - Tuesday-Wednesday **June 11-12, 2019**
 - Corporate Conference, Attendance 1,500
- Genentech Employee Concert at AT&T Park:
 - Saturday **June 22nd, 2019**
 - Employee Appreciation Day/Concert, Attendance 18,000
 - (4) inspectors working

Bureau of Fire Investigation Update, Captain Attica Bowden

The number of Open/Active Fire Investigation Reports for June 2019 is 57. The reports include the following types of fires:

- 24 Structure Fires
- 17 Vehicle Fires
- 13 Outside Fires
- 1 Explosion
- 2 Special Incident

STATS: During the month of June 2019 BFI responded to 15 incidents. They were as follows: 6 structure fires, 1 request to secure evidence by SFPD, 4 vehicle fires, 1 attempt to burn, and 4 special/outside fires. Though BFI did not respond there were an additional 6 consults with chiefs and officers at active scenes regarding origin and cause.

Greater Alarm updates:

There were no greater alarm fires during this month.

TASC Monthly Section Update, Captain Chad Law

SFMTA - TASC, SDAT, DPW, Vision Zero Projects and SFFD Fire Access

SFMTA: TASC (Transportation Advisory Safety Committee)

- No objections to proposed street/sidewalk modifications for 5 Bike Share stations, 1 Speed Cushions, 1 Sidewalk Widening, Class II (shared bicycle lane).

SDAT (Street Design Advisory Team)

- Weekly meetings at SF Planning Department to review streetscape proposals for new developments.

DPW

- Received 4 requests from DPW to review and provide comments for streetscape modifications. Including Tentative Mapping requests, Fire Hydrant relocations, and major encroachment permits.

SFFD Access

- Working with the Chase Center to develop plan to ensure that the SFFD can traverse and respond efficiently during events prior to first event September 6, 2019. Working with SFPD and SFMTA on clearing Fire Lanes at Alice Griffith Apartments, specifically night time enforcement. Working the SF Planning Department, Chief Velo, Battalion 3 and Station 8 for the Bluxome St. Linear Park project to ensure Fire Access for Emergency Response. Station 42 is having difficulties responding due to the construction across the street. Requesting the SFMTA and Cal Trans to install a pre-empt for the traffic signals to clear traffic in front of the Firehouse.

SFFD Training

- Planning to bring City Agencies to the next SFFD Live Fire training at Treasure Island. The purpose is to educate project managers and engineers on the street/sidewalk space required for SFFD operations.

SFMTA TASC MEETING
June 13 and June 27, 2019

Street Modification	SFFD Approval	SFFD Objection	Objection and Resolved
Bike Share Stations	6	0	0
Bicycle Lanes – Class II	1	0	0
Speed Table	0	0	0
Speed Humps	0	0	0
Speed Cushions	1	0	0
Sidewalk Widening	1	0	0

SFFD Airport Division Recent Activities Division Update June 1 to June 30, 2019

ADC Khairul Ali

- Attended MEA Presentation to Command Staff
- Met with SFIA Fleet Services regarding new Aerial Truck
- Participated in a Walk-Through of new Hyatt Hotel Construction Site
- Met with Wallace Tang, SFIA Business & Finance, regarding Capital Projects
- Attended Meeting to address Non-Aircraft Alerts with SFIA Ops & Emergency Management
- Attended the 125th Class Fire Academy Graduation Ceremony
- Attended Mayor London Breed's "Be Invincible" Woman's Reception at the St. Regis Hotel
- Participated in the "Invincible Woman's Summit"
- Marched in the Juneteenth Celebration Parade
- Marched in the annual San Francisco Pride Parade
- Attended Alice B. Toklas Breakfast at the Hyatt Embarcadero
- Attended a Runway 28 Left Reconstruction Project Planning Meeting
- Participated in a Simulation Event in newly constructed Terminal #1
- Met with SFIA Emergency Management to discuss Chempack Measles Response Oversight
- Quarterly Check-in Meeting with Airport Director Ivar Satero
- Attended Planning Meeting for New Hotel Active Shooter Exercise at SFIA EOC
- Attended Emergency Operations Group Meeting
- Attended a ChemPack Response Planning Meeting
- Attended two Assistant Deputy Chiefs Meetings at SFFD HQ
- Monthly Check-in meeting with SFIA COO Jeff Littlefield
- Attended Airfield Operations Meeting
- Attended two Fire Commission Meetings
- Attended monthly San Mateo County Fire Chiefs Association Meeting
- Attended weekly SOG Meetings with SFIA COO Ralf Ruckelshausen & SFIA Operations
- Attended SFFD bi-weekly Staff Meeting
- Attended SFIA bi-weekly Management Meetings
- Met with Airport Division Battalion Chiefs, Rescue Captains, & Fire Prevention personnel

Operations/Training – Captain Lee and Lieutenant McCulloch

- Scheduled and planned upcoming Live Fire Burn training in August
- Scheduled State Mandated Tactical Medical Technician Course conducted by EMS RCs
- Scheduled Active Shooter Drills with CBP at old UA Clinic
- Attended planning meetings for Active Shooter training at new Grand Hyatt hotel

- Attended Surf Rescue Initial Certification Course
- Scheduled & attended Radiation Detector training for all members by Thermo Scientific
- Scheduled and conducted Operation Genesis tour of SFO
- Communicated with Captain Crean regarding high angle rescue cache
- Communicated with Industrial Emergency Council (IEC) regarding a Boat Operator Class
- Researched Swim Training logistics, such as venue, wetsuits, & gear bag purchase
- Communicated with LAX Airport to share FAR Part 139 Curriculum and training program
- Attended the Runway Safety Action Team Meeting Annual Review
- Trained with SFO CBP various Active Shooter scenarios at United Operations Medical Clinic
- Conducted Active Shooter Training with Captain Perata from Treasure Island
- Attended Hyatt Hotel Active Shooter Drill planning session at the EOC
- Attended Chempack location & administrations guideline training
- Attended Weapons of Mass Destruction Disaster Drill meeting at EOC
- Attended Communicable Disease Measles Response Protocols Revision meeting at EOC
- Scheduled & participated in new ITB Pier B Orientation tours
- Conducted ARFF Driving Course practice & testing for three
- Overview of Life Raft training with the manufacturers at the MERF
- Met with Holmatro representative for Battery Operated Spreaders training
- Met with Fisher Representative for RadEye Radiation Detector training
- Researched SSI/DFW recurrent training program

Rescue Captains Beach, Beckwith, and Schorr

- Provided one CPR training class
- Responded to 59 medical calls, assisted/observed Paramedics on other non-emergency calls
- Picked-up, reviewed, and graded written PCR's and delivered them to Station #49
- Attended San Mateo County EMSA MCI work group meeting
- Attended San Mateo County Committee's QLC, OPS
- Attended Emergency Operations meeting at the SFO EOC
- Attended monthly AOS Operations meeting
- Conducted MCU Drill with SFO CERT
- Attended Meeting for SFIA Annual Disaster Exercise
- Completed Monthly SFO ARFF Modules

CAD RUN TOTALS – June, 2019

TYPE	DESCRIPTION	COUNT
5150	PSYCH EVALUATION	1
519	VEH ACCIDENT W/ INJ	4
520	AIDED CASE	405
528	FIRE	4
532	SUSPICIOUS MAIL OR SUBSTANCE	2
802	CORONER	1
AGI	AIRCRAFT GROUND INCIDENT	1
ALERT2	ALERT TWO	4
ELEV	ELEVATOR RESCUE	34
FIRE	FIRE ALARM	36
FUEL	FUEL ALARM	1
GASINV	GAS INVESTIGATION	6
ODORINV	ODOR INVESTIGATION	5
SEWAGE	SEWAGE LEAK	2
SMKINV	SMOKE INVESTIGATION	2
SPILL	SPILL OF MATERIAL	18
SVC	SERVICE CALL	8
	TOTAL	534
	BIKE MEDIC TOTAL	225

**San Francisco Fire Department
Activity Summary Report**

From: 06/01/2019
To: 06/30/2019

Calls by Resource Utilization

<i>Call Type</i>	<i>Calls</i>	<i>%</i>
EMS	4,213	32.38%
Fire	2,570	19.75%
Fire/EMS	6,230	47.88%
Total:	13,013	

Calls by Resource Utilization

<i>Call Type</i>	<i>Priority</i>	<i>Calls</i>	<i>%</i>
EMS	3	646	4.96%
EMS	2	3,567	27.41%
Fire	3	2,470	18.98%
Fire	2	100	0.77%
Fire/EMS	3	4,594	35.30%
Fire/EMS	2	1,636	12.57%
Total:		13,013	

Responses By Unit Type

<i>Unit Type</i>	<i>Runs</i>	<i>%</i>
Chief	2,012	7.31%
Engine	8,990	32.67%
Medic	8,230	29.91%
Others	1,442	5.24%
Private	2,906	10.56%
Rescue Captain	894	3.25%
Rescue Squad	373	1.36%
Truck	2,670	9.70%
Total:	27,517	

Calls by Battalion

<i>Battalion</i>	<i>Calls</i>	<i>%</i>
B01	1,308	10.05%
B02	2,781	21.37%
B03	2,343	18.01%
B04	1,300	9.99%
B05	885	6.80%
B06	867	6.66%
B07	565	4.34%
B08	945	7.26%
B09	875	6.72%
B10	1,073	8.25%
OTH	71	0.55%
Total:	13,013	

Incidents By Call Type

Call Type	Count	%	Call Type	Count	%
Medical Incident	2,080	16.0	Eye Problem	15	0.1
Sick Call	1,484	11.4	Odor (Strange / Unknown)	14	0.1
Alarms	1,080	8.3	Burns	12	0.1
Subject Unconscious	924	7.1	Animal Bites	11	0.1
Breathing Difficulty	840	6.5	Train / Rail Incident	5	0.0
Falls	776	6.0	Explosion	4	0.0
Medical Nature Unknown	524	4.0	HazMat	3	0.0
Chest Pain	431	3.3	Electrocution	2	0.0
Traffic Collision	427	3.3	On-Star	2	0.0
Structure Fire / Smoke in Building	381	2.9	Confined Space / Structure Collapse	2	0.0
Seizures	366	2.8	Assist Police	2	0.0
Assault	327	2.5	Industrial Accidents	1	0.0
Citizen Assist / Service Call	290	2.2			
Cardiac Arrest	283	2.2			
Outside Fire	275	2.1			
Overdose	263	2.0			
Hemorrhage	261	2.0			
Other	233	1.8			
Abdominal Pain	233	1.8			
Transfer	170	1.3			
Stroke	169	1.3			
Trauma	163	1.3			
Electrical Hazard	107	0.8			
Psychiatric Problem	105	0.8			
Elevator / Escalator Rescue	101	0.8			
Diabetic Problems	84	0.6			
Heart Problem	79	0.6			
Back Pain	68	0.5			
Gas Leak (Natural and LP Gases)	63	0.5			
Stab/Gunshot/Penetrating Trauma	57	0.4			
Smoke Investigation (Outside)	52	0.4			
Allergic Reaction	50	0.4			
Vehicle Fire	49	0.4			
Headache	43	0.3			
Environmental Exposure	37	0.3			
Pregnancy	21	0.2			
Water Rescue	16	0.1			
Fuel Spill	16	0.1			
Choking	16	0.1			

Working Fires and Greater Alarms

Call No.	Date	Address	Batt.	Alarms	Losses	Units	Pers.
19064405	06/01/2019	4135 MORAGA ST	B08	1	\$400,000	15	38
19064840	06/02/2019	571 3RD AV	B07	1	\$335,000	16	43
19065152	06/03/2019	391 30TH ST	B06	1	\$4,500	12	33
19065236	06/03/2019	30 PRESIDIO TR	B07	1	\$500,000	16	43
19066032	06/05/2019	3957 CESAR CHAVEZ ST	B06	1	\$60,000	16	39
19066667	06/06/2019	706 HURON AV	B09	1		13	37
19068564	06/10/2019	900 BRODERICK ST	B05	1	\$20,000	16	45
19071959	06/17/2019	4238 18TH ST	B05	1	\$12,500	13	36
19072073	06/17/2019	5TH ST/MARKET ST	B01	1		13	38
19072458	06/18/2019	4TH ST/MISSION BAY SOUTH BL	B03	1	\$80,000	15	44
19073199	06/20/2019	16TH ST/WIESE ST	B02	1		13	
19073501	06/21/2019	14-16 LUCKY ST	B06	1	\$210,000	15	40
19073714	06/21/2019	1766 ALABAMA ST	B06	1	\$3,000	14	38
19075068	06/24/2019	1945 WASHINGTON ST	B04	1	\$80,000	15	47
19075732	06/26/2019	1666 GOLDEN GATE AV	B05	1	\$350,000	15	38
19075754	06/26/2019	439 26TH AV	B07	1	\$32,000	18	48
19076501	06/28/2019	557 VALENCIA ST	B02	1	\$90,000	17	42
19077096	06/29/2019	1252 HOWARD ST	B02	1	\$31,000	18	54

Total Working Fires and Greater Alarms: 18

San Francisco Fire Department Monthly Response to Medical Calls Through 07/01/2019

First Unit On Scene [6]

	Non Emergency Response (Priority 2)					Emergency Response (Priority 3)						
	Source Data		Validated Responses			Source Data		Validated Responses				% OTP
	Count	90th %	Count	Average	90th %	Count	90th %	Count	Average	90th %		
2018/07	5,131	17.30	5,042	8.90	16.63	4,546	5.75	3,747	3.22	5.00	83.77	
2018/08	5,001	17.65	4,893	9.15	16.88	4,602	5.97	3,816	3.35	5.18	82.89	
2018/09	4,876	18.37	4,797	9.42	17.62	4,499	6.02	3,671	3.52	5.43	78.75	
2018/10	5,076	19.12	4,977	9.73	18.19	4,620	6.15	3,785	3.66	5.57	78.34	
2018/11	4,876	18.12	4,805	9.14	17.12	4,595	6.07	3,796	3.51	5.37	79.03	
2018/12	5,084	17.98	4,990	9.27	17.17	4,707	5.91	3,871	3.40	5.33	80.32	
2019/01	5,015	17.55	4,912	9.21	16.68	4,656	6.00	3,856	3.47	5.30	80.42	
2019/02	4,784	17.83	4,699	9.31	17.07	4,324	5.92	3,533	3.47	5.20	80.58	
2019/03	5,398	17.99	5,315	9.47	17.44	4,963	5.97	4,054	3.58	5.40	79.21	
2019/04	4,866	17.87	4,786	9.26	17.12	4,693	5.73	3,893	3.44	5.13	81.48	
2019/05	5,115	18.15	5,024	9.34	17.38	4,729	5.88	3,870	3.37	5.15	82.02	
2019/06	5,014	18.68	4,888	9.63	17.93	4,962	6.18	4,054	3.45	5.37	80.54	
2019/07	159	17.45	154	8.31	16.39	144	6.33	109	3.52	5.27	77.98	

First ALS Unit On Scene [7]

	Non Emergency Response (Priority 2)					Emergency Response (Priority 3)						
	Source Data		Validated Responses			Source Data		Validated Responses				% OTP
	Count	90th %	Count	Average	90th %	Count	90th %	Count	Average	90th %		
2018/07	5,085	17.52	5,006	9.17	16.85	4,513	6.63	3,721	3.68	5.87	94.76	
2018/08	4,937	17.97	4,853	9.46	17.13	4,563	6.83	3,791	3.76	6.07	94.06	
2018/09	4,824	18.58	4,753	9.70	17.90	4,454	7.00	3,640	3.95	6.30	92.99	
2018/10	5,041	19.35	4,950	10.01	18.45	4,582	7.37	3,758	4.10	6.44	91.96	
2018/11	4,837	18.33	4,772	9.41	17.38	4,558	7.17	3,766	3.97	6.43	92.83	
2018/12	5,031	18.27	4,950	9.56	17.42	4,678	6.93	3,854	3.83	6.15	93.59	
2019/01	4,983	17.80	4,891	9.41	16.85	4,631	6.90	3,834	3.85	6.06	93.84	
2019/02	4,740	18.00	4,664	9.55	17.23	4,301	7.12	3,513	3.89	6.05	93.62	
2019/03	5,345	18.36	5,266	9.76	17.65	4,937	6.86	4,034	3.96	6.10	93.33	
2019/04	4,823	17.98	4,753	9.54	17.26	4,655	6.91	3,870	3.90	6.18	93.28	
2019/05	5,058	18.34	4,984	9.60	17.56	4,692	6.83	3,842	3.82	6.03	93.91	
2019/06	4,948	18.85	4,846	9.89	18.02	4,892	7.33	4,009	3.91	6.37	92.17	
2019/07	158	17.47	154	8.56	16.39	143	7.14	109	3.97	6.50	91.74	

First Ambulance On Scene [8],[9]

	Non Emergency Response (Priority 2)						Emergency Response (Priority 3)						
	Source Data		Validated Responses			% OTP	Source Data		Validated Responses				% OTP
	Count	90th %	Count	Average	90th %		Count	90th %	Count	Average	90th %		
2018/07	4,913	18.49	4,796	10.23	17.28	94.83	4,309	10.28	3,508	5.52	8.93	93.73	
2018/08	4,772	19.36	4,641	10.64	18.03	93.75	4,362	11.10	3,567	5.65	9.28	92.77	
2018/09	4,605	19.87	4,493	10.93	18.63	92.83	4,263	11.10	3,426	5.81	9.42	91.80	
2018/10	4,808	20.69	4,657	11.28	19.33	91.32	4,401	11.37	3,549	6.00	9.80	90.76	
2018/11	4,638	19.23	4,538	10.56	17.99	93.81	4,375	10.98	3,560	5.69	9.32	92.42	
2018/12	4,851	19.48	4,729	10.72	18.10	93.55	4,499	10.85	3,684	5.67	9.17	92.86	
2019/01	4,840	18.80	4,693	10.39	17.50	94.48	4,478	10.78	3,651	5.61	8.98	93.67	
2019/02	4,581	19.05	4,461	10.57	17.83	94.04	4,166	11.08	3,370	5.65	9.15	93.00	
2019/03	5,125	19.74	4,989	10.90	18.43	92.82	4,744	10.81	3,825	5.75	9.44	91.79	
2019/04	4,651	19.20	4,543	10.57	17.88	94.25	4,480	10.28	3,687	5.50	8.92	93.36	
2019/05	4,880	19.50	4,757	10.71	18.23	93.63	4,476	10.66	3,629	5.67	9.03	93.17	
2019/06	4,721	19.95	4,598	11.01	18.60	92.45	4,641	10.82	3,751	5.77	9.30	92.67	
2019/07	148	19.55	144	9.93	17.35	93.06	139	12.91	104	6.28	11.05	86.54	