

OPERATIONS UPDATE
FOR AUGUST 2019
DEPUTY CHIEF
VICTOR WYRSCH



OPERATIONS REPORT
August 1 – August 31, 2019

GREATER ALARMS:

There were no greater alarm fires during this reporting period.



Commonwealth Fire August 5th



Girard Street Fire 1st Alarm



Ft. Funston Cliff Rescue



CLIFF RESCUE AQUATIC PARK



Gas Leak St. Stephens

Public Information Officer

Fire Commission Report – August 1 to August 31, 2019

Lieutenant Jonathan Baxter

Notable Incidents

- 08/02 – CLIFF RESCUE dog, female adult, and 8 y.o. child rescued from Ft Funston. All victims will recover. SFFD member injured will also recover.
- 08/02 – 1st ALARM FIRE, 950 Harrison Loft Fire. No injuries.
- 08/02 – 1st ALARM FIRE, 1030 Girard 1 adult displaced; no injuries.
- 08/03 – 1st ALARM FIRE, 1742 47th Avenue. No injuries.
- 08/03 – 1st ALARM FIRE, 900 Palou Ave. No injuries.
- 08/03 – 1st ALARM FIRE, Homeless Camp Fire. Glen Canyon crews hiked in order to extinguish fire. No injury.
- 08/03 – 1st ALARM FIRE, Homeless cooking fire at McLaren Park Golf Course.
- 08/04 – BAY RESCUE, Aquatic Park, 2 juveniles rescued; all will recover.
- 08/04 – ENTRAPMENT, 80EB at Bryant, Jaws of Life used for collision victims will recover,
- 08/04 – ALERT 2 SFO Airport Plane with Hydraulic Failure-Landed safely
- 08/05 – 1st ALARM FIRE, 169 Commonwealth 1 smoke inhalation and 1 displaced
- 08/05 – 1st ALARM FIRE, 1076 CAPP 2 injured, 13 displaced, 1 cat saved
- 08/05 – ALERT 2 SFO REPORTED landing gear fire warning light- This was false and resolved
- 08/06 – 1st ALARM FIRE, 2027 Bancroft. No injuries
- 08/07 – RESCUE 1, adult trapped under Montgomery BART rescued and transported to Trauma Center
- 08/07–HLS1 RESPONSE Suspicious package at 3rd and Mission Rock at FS 4/POLICE HQ. Resolved; unfounded, not a threat
- 08/07 – GRASS FIRE MCLAREN PARK Homeless cooking heating fire
- 08/07 – GAS LEAK 13 Presidio, 1.5” line ruptured by contractor. Evacuations and shelter in place, no injuries
- 08/08 – 1st ALARM FIRE, 1531 Santiago. No injuries
- 08/08 1st ALARM FIRE, 4724 California. No injuries
- 08/09 – CLIFF RESCUE, 7 y.o. child fell off cliff. Adult attempted to rescue. Both successfully rescued after an intense and detailed operation. Both victims will recover.
- 08/10 – 1st ALARM FIRE, 171 REY reported children trapped. House all clear with no children trapped. 1 adult injured but will recover.
- 08/10 – 1st ALARM FIRE, 168 Chestnut; no injuries
- 08/10 – CLIFF RESCUE, Ft. Funston, 2 adults rescued and will recover
- 08/12 – 1st ALARM FIRE, Boat (Cape Henry) Fire pier 96 1 injured (medical only not related to fire) will recover.
- 08/14 – RESCUE HYDE/FRANCISCO Adult male jumped 30’ into bushes rescued and taken to trauma center
- 08/15 – GAS LEAK 22nd and San Jose 4” Gas line ruptured by construction crews, EVACUATIONS and SHELTER in place orders. No injuries.
- 08/15 – EXPLOSION 960 Illinois Electrical vault no injuries
- 08/16 - BAY RESCUE Adult female rescued at pier 27 will recover
- 08/17 – ALERT 2 SFO AIRBUS pressurization issue – Landed safely
- 08/17 – 1st ALARM FIRE, 25 Casa no injuries
- 08/17 - HLS1 Vehicle drove into and out of the MUNI CARL/COLE tunnel FBI investigating
- 08/17 – 1st ALARM FIRE, 7112 Arguello 1 burn victim adult taken to burn center 1 displaced

Outreach

- 8/30/2019 Fire Prevention 622 POLK ST
- 8/29/2019 Community Outreach 1 SERGEANT JOHN V YOUNG ST
- 8/27/2019 Community Outreach 75 HAWTHORNE ST
- 8/27/2019 Fire Prevention 1450 24TH AVE
- 8/26/2019 Community Outreach 3153 FILLMORE ST PlumpJack Group
- 8/24/2019 Fire Prevention 1300 PHELPS ST
- 8/22/2019 Recruitment 698 02ND ST SFFD HQ
- 8/22/2019 Community Outreach 1301 MARKET ST TWITTER HQ
- 8/22/2019 Fire Prevention 34 06TH AVE
- 8/21/2019 Community Outreach 1750 CARROLL AVE
- 8/21/2019 Fire Prevention 1751 CARROLL AVE
- 8/19/2019 Community Outreach MISSION HIGH
- 8/18/2019 Fire Prevention 1 CITYWIDE
- 8/16/2019 Community Outreach CCSF
- 8/14/2019 Community Outreach San Mateo County Healthcare Coalition
- 8/14/2019 Fire Prevention 1 FRONT ST
- 8/13/2019 Community Outreach 1011 TURK ST DEM
- 8/13/2019 Fire Prevention 1500 SUTTER ST
- 8/11/2019 Recruitment CHINATOWN SUNDAY PLAY STREETS
- 8/10/2019 Fire Prevention 230 TURK ST
- 8/9/2019 Community Outreach 1001 POTRERO AVE ZSFGH
- 8/9/2019 Fire Prevention 1415 SCOTT ST
- 8/8/2019 Community Outreach GENERAL HOSPITAL
- 8/7/2019 Fire Prevention 762 FULTON ST
- 8/6/2019 Community Outreach TREASURE ISLAND
- 8/4/2019 Fire Prevention 1 CITYWIDE
- 8/3/2019 Community Outreach NIHOMACHI STREET FAIR
- 8/3/2019 Community Outreach 1750 MCALLISTER ST
- 8/3/2019 Fire Prevention 1701 VISITACION AVE
- 8/2/2019 Fire in Schools Education (FISE) 2300 FOLSOM ST
- 8/1/2019 Community Outreach 1 SERGEANT JOHN V YOUNG ST

**Deputy Chief of Operations
Victor Wyrsh
*Report to the Commission***

**EMS Division Update
1 - 31 August 2019**



Emergency Medical Services

Fire Commission Report – August 1 to August 31, 2019

ADC Sandra Tong

General Activities

- 20 selections were made for the H3L1 Academy. The Academy started August 26th; it is a six-week training academy that includes three weeks of didactic training, two weeks of ambulance ride a longs, and one week of testing.
- Conditional offers to Station 49 members have been made for the October Fire Academy.
- Met with Dr. Tomas Aragon, Health Officer for DPH's Population Health Division to discuss better communication and collaboration with the EMS Agency (reports to PHD), and how best to work together. Also, met with EMSA Administration Jim Duren regarding the same.
- The Station 49 Scheduling Subcommittee, led by RC Craig Gordon, finalized the next ambulance schedule with Assignment Office Captain Rob Neuneker and MIS Manager Jesus Mora. The bid process is to be conducted on September 4th. We look forward to continued collaboration towards developing the best schedule that meets the needs of both the Department and employees.
- EMS6 expanded operations on with an additional unit to provide coverage from 06:00-02:00 hours, seven days a week.
- Meeting with the Mayor's Office
- Attended two meetings regarding Special Events Planning. First was with the Mayor's Office to discuss the issue of lack of ambulance availability to staff some special events in the city, and to identify ideas to address this problem. Second, was a Special Events Workgroup to discuss the City's special events permitting process. Proposing changes to the procedure to ensure Medical Plans for events are required earlier in the process prior to permit approval.

Incident Distribution by Station Area - Identifiable Home Address (Last 3 Months)

	2019/06			2019/07			2019/08		
	Medical Calls	No Home Address	%	Medical Calls	No Home Address	%	Medical Calls	No Home Address	%
	0	0	0.00	0	0	0.00	1	0	0.00
01 - 935 Folsom St.	1,169	436	37.30	1,118	464	41.50	1,203	413	34.33
02 - 1340 Powell St.	194	36	18.56	197	40	20.30	177	45	25.42
03 - 1067 Post St.	1,483	496	33.45	1,406	441	31.37	1,533	486	31.70
04 - 449 Mission Rock	55	21	38.18	75	20	26.67	69	12	17.39
05 - 1301 Turk St.	273	57	20.88	268	62	23.13	316	54	17.09
06 - 135 Sanchez St.	505	166	32.87	444	150	33.78	476	154	32.35
07 - 2300 Folsom St.	579	210	36.27	551	216	39.20	571	233	40.81
08 - 36 Bluxome	321	141	43.93	322	158	49.07	326	162	49.69
09 - 2245 Jerrold St.	125	79	63.20	155	86	55.48	165	89	53.94
10 - 655 Presidio	189	26	13.76	177	26	14.69	174	26	14.94
11 - 3880 26th St.	248	74	29.84	222	76	34.23	264	87	32.95
12 - 1145 Stanyan St.	104	42	40.38	93	39	41.94	99	33	33.33
13 - 530 Sansome St.	342	132	38.60	372	151	40.59	383	136	35.51
14 - 551 26th Ave.	103	29	28.16	118	15	12.71	114	19	16.67
15 - 1000 Ocean Ave.	201	71	35.32	170	61	35.88	154	57	37.01
16 - 2251 Greenwich St.	161	69	42.86	172	52	30.23	152	46	30.26
17 - 1295 Shafter St.	337	59	17.51	295	58	19.66	331	75	22.66
18 - 1933 32nd Ave.	121	13	10.74	101	10	9.90	124	20	16.13
19 - 390 Buckingham Way	176	34	19.32	134	22	16.42	182	36	19.78
20 - 285 Olympia St.	42	3	7.14	35	8	22.86	36	7	19.44
21 - 1443 Grove St.	190	36	18.95	169	31	18.34	190	48	25.26
22 - 1290 16th Ave.	118	28	23.73	119	28	23.53	116	28	24.14
23 - 1348 45th Ave.	118	24	20.34	111	16	14.41	124	24	19.35
24 - 100 Hoffman St.	33	5	15.15	39	2	5.13	34	5	14.71
25 - 3305 3rd St.	113	45	39.82	81	21	25.93	95	25	26.32
26 - 80 Digby	42	8	19.05	58	5	8.62	56	5	8.93
28 - 1814 Stockton St.	273	106	38.83	258	109	42.25	268	109	40.67

Total number of unique individuals engaged: 83

- 10 of the top 10 (100%) high frequency callers were seen by EMS6
- 19 of the top 20 (95%) high frequency callers were seen by EMS6
- 51 of the top 567 (11%) high frequency callers were seen by EMS6

6.5% of unique frequent 911 calls are high frequency callers

- **18.1% of total volume of 911 calls resulted in transport**

Utilization change from previous operational period (August 2019) top users:

	ESO previous	ESO current	EMS6 previous	EMS6 current	Comment
1	21	17	10	7	Many attempts to get him to detox and accept shelter or navigation center. Prioritized for housing.
2	21	19	5	1	Placed in 7 day nav center bed.
3	20	19	4	6	Connected to intensive case management. Connected to psychiatric respite, but was inappropriate for the facility and asked to leave.
4	19	1	14	5	In early August, she twice went through detox and made it to residential treatment. However, she relapsed and was found dead on the street.
5	19	5	12	3	Connected to case management and now is self-presenting to the sobering center.
6	18	6	13	4	Hosted a case conference to discuss appropriate available resources.
7	17	9	4	1	Directing him to the sobering center.
8	16	33	2	6	Hosted a case conference to determine his needs and appropriate available resources.
9	14	14	11	3	Patient refused repeated offers for detox and treatment. He was found dead on the street.
10	10	15	9	9	When we encounter him pre-hospital we connect him to his intensive case manager and provide shelter for him.
11	10	7	7	8	We are closely collaborating with his care provider team, trying to get him permanent housing and to limit nonemergent ambulance use.
12	10	2	2	0	Counseled patient about resources that best fit her needs.
13	9	0	4	2	We have made many efforts to provide him with appropriate resources, and to connect him to primary care.
14	8	2	4	1	Many attempts to reconnect her with family and to enter detox.
15	8	3	3	1	We are directing him to his residence and to his primary care providers.
16	8	8	2	1	Directing to mental health providers.
17	8	10	2	0	Directing to the sobering center.
18	8	4	0	1	Directing to sobering center.

Highlights

- Increased personnel and expanded coverage. Team EMS6 has added EMS Captain Mike Mason and Acting EMS Captain Scott Eberhart. Both have experience on EMS6, as they were both in the EMS6 relief pool. With the addition of Mason and Eberhart, Team EMS6 plans on increasing coverage to 06:00-02:00 seven days per week. Three more personnel will be selected by Spring, 2020.

Resource	Referrals Offered	Connections Made
Sobering Center	39.0	23.0
Shelter	19.0	10.0
Joe Healy Detox	13.0	1.0
Psychiatric Services	7.0	4.0
Substance/Dual Diagnosis Treatment	7.0	2.0
	85.0	40.0

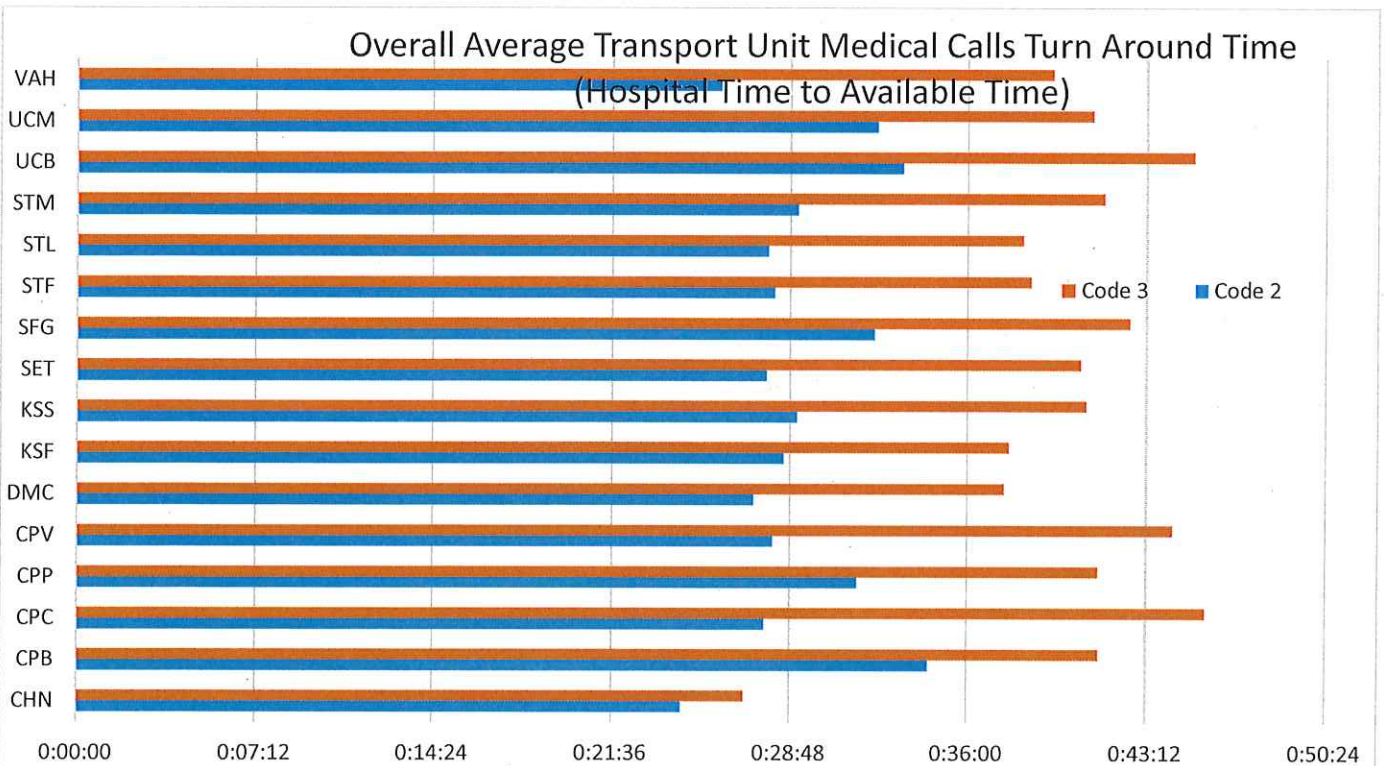
Encounter Type	Previous	Current
Consult	62.0	76.0
Outreach	124.0	58.0
911 - EMS6 special call	34.0	24.0
911 - EMS6 self-assigned	18.0	19.0
Case Conference	3.0	6.0
911 - System	4.0	4.0
	245.0	187.0

Number of case conferences: 6

Number of schedule meetings: 17

		Narcan Administration														
		Jul-18	Aug-18	Sep-18	Oct-18	Nov-18	Dec-18	Jan-19	Feb-19	Mar-19	Apr-19	May-19	Jun-19	Jul-19	19-Aug	
Batt 1		2	14	8	6	11	9	9	3	10	8	7	10	9		
Batt 2		45	57	57	34	31	44	54	47	51	57	49	96	84	89	
Batt 3		17	29	24	25	28	27	16	32	24	31	29	38	41	49	
Batt 4		5	4	8	3	5	9	7	8	10	10	4	14	12	13	
Batt 5		3	4	5	2	4	3	3	4	5	5	6	6	4	7	
Batt 6		2	2	4	2	5	5	0	2	8	5	7	3	1	6	
Batt 7		0	1	2	0	1	1	2	1	1	1	4	4	1	4	
Batt 8		3	1	4	4	3	3	1	2	2	1	4	2	2	2	
Batt 9		1	4	3	5	3	7	6	2	4	4	1	7	3	4	
Batt 10		7	4	0	8	5	5	4	5	6	6	2	11	5	8	
No Batt		0	1	2	2	1	3	6	7	4	1	3	3	0	1	
Total		85	121	117	88	99	116	108	119	118	131	117	191	163	192	
Identifiable Home Address - NO		50	70	69	47	56	71	64	72	72	82	62	121	106	122	
Identifiable Home Address - YES		35	51	48	41	43	45	44	47	46	49	55	70	57	70	
% Unidentifiable Home Address		58.82	57.85	58.97	53.41	56.57	61.21	59.26	60.50	61.02	62.60	52.99	63.35	65.03	63.54	

Calls --- Average Turn Around Time (Hospital Time to Available)		Final Priority 3 and Disposition TH3																							
Hospital	2 and Disposition TH2										Final Priority 3 and Disposition TH3														
Year	2009	2010	2011	2012	2013	2014	2015	2016	2017	2018	2019	Hospital Overall Average	2009	2010	2011	2012	2013	2014	2015	2016	2017	2018	2019	Hospital Overall Average	
CHN	0:18:29	0:20:54	0:20:58	0:21:36	0:23:18	0:23:45	0:25:53	0:26:36	0:28:15	0:28:46	0:30:25	0:24:27	0:10:23	0:20:58	0:18:35			0:30:50	0:24:08	0:31:19	0:36:55		0:42:45	0:26:5	
CPB										0:34:16	0:34:38	0:34:27											0:38:30	0:44:04	0:41:1
CPC	0:23:25	0:23:28	0:26:42	0:25:41	0:27:03	0:31:37	0:21:22		0:30:21	0:32:23	0:35:57	0:27:48	0:44:32	0:35:17	0:29:59	0:42:40	0:45:52	0:43:29	1:20:17		0:43:25	0:42:38	0:47:43	0:45:1	
CPP	0:26:02	0:26:32	0:27:57	0:29:41	0:30:18	0:32:57	0:35:04	0:34:33	0:34:10	0:34:08	0:35:36	0:31:33	0:37:54	0:36:30	0:37:38	0:39:27	0:42:04	0:42:45	0:45:06	0:44:53	0:42:21	0:41:50	0:43:29	0:41:1	
CPV											0:28:08	0:28:08											0:44:17	0:44:1	
DMC	0:20:39	0:22:06	0:23:36	0:24:49	0:25:57	0:27:11	0:31:01	0:31:07	0:31:16	0:31:43	0:31:36	0:27:22	0:32:25	0:37:14	0:32:42	0:38:41	0:33:24	0:35:56	0:40:15	0:41:47	0:42:14	0:38:07	0:39:49	0:37:1	
KSF	0:23:12	0:24:26	0:25:20	0:26:31	0:26:59	0:28:46	0:32:09	0:31:10	0:31:29	0:31:23	0:32:54	0:28:34	0:32:07	0:36:41	0:35:51	0:34:01	0:36:48	0:37:45	0:42:24	0:39:32	0:38:39	0:40:24	0:40:26	0:37:4	
KSS	0:22:55	0:24:54	0:27:37	0:27:42	0:26:20	0:28:03	0:31:57	0:33:10	0:30:56	0:32:53	0:33:42	0:29:06	0:41:32	0:36:20	0:36:09	0:44:55	0:42:16	0:44:47	0:38:15	0:39:46	0:32:46	0:49:14	0:42:41	0:40:4	
SET	0:23:42	0:23:41	0:23:39	0:26:38	0:25:24	0:27:26	0:31:19	0:29:17	0:31:18	0:32:44	0:31:35	0:27:53	0:36:00	0:40:46	0:33:04	0:45:19	0:41:26	0:40:43	0:43:39	0:43:56	0:37:09	0:40:05	0:44:01	0:40:3	
SFG	0:26:36	0:27:30	0:29:35	0:30:00	0:30:08	0:32:17	0:35:04	0:34:54	0:35:04	0:36:16	0:37:17	0:32:15	0:38:52	0:38:36	0:39:40	0:41:17	0:40:51	0:42:10	0:45:57	0:45:35	0:43:43	0:45:40	0:45:34	0:42:3	
STF	0:22:38	0:22:51	0:24:56	0:25:25	0:26:27	0:29:13	0:31:18	0:31:11	0:31:29	0:31:52	0:32:52	0:28:12	0:36:54	0:35:12	0:34:35	0:36:25	0:39:06	0:38:55	0:41:21	0:39:53	0:39:22	0:41:12	0:41:27	0:38:3	
STL	0:21:02	0:21:57	0:23:18	0:24:58	0:25:36	0:27:41	0:31:36	0:31:41	0:32:19	0:33:27	0:33:51	0:27:57	0:36:33	0:34:40	0:36:23	0:35:36	0:38:29	0:39:06	0:41:52	0:41:24	0:39:11	0:39:22		0:38:1	
STM	0:23:30	0:24:04	0:25:55	0:27:02	0:28:29	0:30:07	0:33:10	0:32:31	0:31:09	0:31:39	0:32:42	0:29:07	0:40:57	0:41:14	0:40:22	0:42:47	0:41:08	0:40:01	0:44:39	0:42:14	0:40:40	0:41:03	0:41:27	0:41:3	
UCB						0:35:19	0:31:30	0:31:58	0:33:06	0:35:05		0:33:24						0:59:24	0:43:27	0:40:12	0:41:48	0:40:42	0:45:0		
UCM	0:25:59	0:27:39	0:27:54	0:30:14	0:30:50	0:32:41	0:36:47	0:35:54	0:34:53	0:35:24	0:37:36	0:32:21	0:37:57	0:36:44	0:37:23	0:39:10	0:41:05	0:41:37	0:46:20	0:43:25	0:42:54	0:41:16	0:43:34	0:41:0	
VAH	0:20:52	0:21:40	0:22:42	0:23:27	0:23:58	0:25:37	0:28:58	0:29:36	0:28:24	0:29:48	0:31:03	0:26:00		0:17:39	0:58:03					0:33:18	0:40:26	0:50:20	0:35:57	0:39:2	
Yearly Overall Average	0:23:00	0:23:59	0:25:24	0:26:26	0:26:59	0:29:02	0:31:30	0:31:47	0:31:39	0:32:39	0:33:26	0:28:43	0:35:30	0:35:51	0:33:05	0:41:32	0:40:13	0:39:53	0:45:40	0:40:48	0:40:00	0:42:15	0:42:32	0:39:4	



TACTICAL PARAMEDICS SFFD




Deputy Chief of Operations

Victor Wyrsoch

Report to the Commission

Division of Prevention and Investigation

1 - 31 August 2019



Division of Fire Prevention and Investigation
Division Update – August 1 to August 31, 2019
Fire Marshal Daniel de Cossio

BFP Head Quarters Update: Permits/ High-Rise/Fire Complaints, Captain Tse

Permit Application for August 2019:

Total Permits Issued for August	277
Number of Operational Permits	57
Number of Temporary Permits	220
Permit Application Fees Collected OTC (June)	\$68,072

Inspections Completed August 2019:

Types of Inspection/Activity	Number	Hours
NOV	134	72.3
Complaints	247	164.2
Referrals (DPH Non-Haz., DPW)	116	51
Referrals (DPH Haz., EC)	4	1.2
Referrals (SFPD)	9	6.5
DBI	863	769
Fire Alarm Inspection		
Greater Alarm Inspection		
Permit Annual	143	80.1
Permit Approvals	99	86.1
Permit Follow-Up		
Port Permit Annuals	7	2.5
Port Permit Approvals	5	1.8
Event Plan Review (Non-DBI)	17	13.8
Place of Assembly Detail	1	0.5
Administrative Citation		
Hearing Re-Inspection	61	34
City Attorney Referral/ACE		
Order to Abate Re-inspection	13	7.5
High-Rise Annuals	21	56.5
High-Rise Follow-Up	5	4.5
FEP Review, EVAC Plan Review & High-Rise Report Writing	37	33.8
School Annuals		
School Inspection Follow-Up		
Day Care		
DPH-CCSF (Aids Clinic, Mental Health)		
DSS (Community Care Licensing, Alcohol/Drugs)		
Onsite Consultation	6	4.5
OSHPOD Referral		
Other Referrals (Dept. of Corrections, Community Behavioral Health Services, Licensing)		
Public Education/Community		
R2	1	0.2

Open	3
Pending	767
% Completed	1.88%
% Target Completion	16.7%

Permit Annual Inspections by Section (High-Rise): August 2019

Total Annual Permit Inspections	819
Completed	151
Open	11
Pending	657
% Completed	19.8%
% Target Completion	16.7%

Annual High-Rise Inspections August 2019:

Total Annual High-Rise Inspections	622
Completed	76
Open	15
Pending	531
% Completed	14.6%
% Target Completion	16.7%

Annual School Inspections August 2019:

Total Annual School Inspections	234
Completed	1
Open	0
Pending	233
% Completed	0.4%
% Target Completion	0%

Types of Operational Permits Issued (August 2019):

Description	Number
Aboveground Stationary Tank, Storage & Use	11
Application of Flammable/Combustible Finishes	
Battery System, Storage & Use	
Combustible Dust-Producing Operations	
Combustible Materials, Miscellaneous, Storage, Handling	
Compressed Gas, Fueling Station, Operation	
Compressed Gas, Storage, Use, & Handling	2
Cryogenic Fluids, Storage & Use	1
Dry Cleaning Plant, Operation	
Firefighter Air System, Maintenance, Testing	
Flammable/Combustible Liquid, Portable Containers	1
Flammable/Combustible Finishes, Spray Painting Application	1
Fruit & Crop Ripening Operation	
Hazardous Materials, Store, Transport, Dispense, Use, Handle	
High-Piled Storage	
Hot work Operations, Weld, Cut, Grind, Braze, Solder	3
Hot Work Operations, Jeweler, Grind, Braze, Solder	
Hot Work Operations, Roofer, Open Flame Device, Conduct	

Exit Maintenance	20	7	27
Extinguishers	23	31	54
Fire Escape	4	11	15
General Hazardous Materials	5	2	7
Hoarding	2	3	5
Illegal Occupancy	1		1
Multiple Fire Code Violations (High-Rise)		70	70
Open Vacant Building			
Operating Without A Permit	5		5
Overcrowding Place of Assembly	1	1	2
Refused Hood & Duct Service			
Roof Access		1	1
Sprinkler/Standpipe Systems	10	25	35
Street Numbering	3	3	6
UL Certificate Verification			
Unapproved Place of Assembly			
Uncategorized	8	15	23
Unlicensed Auto Repair	1		1
Weeds & Grass	3	2	5
Total	154	295	440

Number of open violations before 8/1/19: 636

New Violations issued during the month of August 2019: 166

Violations resolved during the month of August 2019: 193

Number of Open Violations as of 8/31/2019: 601

Administrative Hearing

Month	No. of Hearings	No of Cases Heard	Orders of Rescissions	Cases Continued	Order to Abate	Order to Vacate
Apr. 2019	2	28	8	11	9	1
May 2019	3	40	12	15	13	0
June 2019	2	20	9	6	5	0
July 2019	2	25	7	4	14	0
Aug. 2019	2	13	5	4	4	0

Task Force Inspections:

8/13/2019

R3 Occupancy

Hoarding

8/16/2019

R3 Occupancy

Hoarding & Illegal change of use to R2 occupancy

8/22/2019

R3 Occupancy

Hoarding

printed information including fire safety tip sheets and brochures from SFFD, NFPA, USFA, Alisa Ann Ruch Burn Foundation, DEM, SFFD Recruitment, NERT Emergency Preparedness Check off-sheets, NFPA Fire Extinguishers on the Job, Kitchen Fire Safety, Carbon Monoxide Alarms and Exit Drills in the Home brochures, Alisa Ann Ruch Burn Foundation and 9-1-1 brochures. 'Wheel of Swag' utilized to distribute SFFD fire truck key chains, plastic fire hats, sticker badges, coloring books, picture books and 911 magnets. 250 community members contacted.

- August 7, 2019; 0930 – 1100 hrs., 762 Fulton Street, San Francisco. First Responders Day with Captain Attica Bowden. Provided Stop the Bleed outreach and Emergency Preparedness info session to young adults. Stop the Bleed informational hand outs and SF72.org booklets distributed. 12 attendees.
- August 9th, 2019; 1300 – 1530 hrs., 1415 Scott Street, San Francisco, residential. Midtown Park Apartments Residents Appreciation Day hosted by Mercy Housing. Provided Fire & Life Safety Table and distributed printed information including fire safety tip sheets and brochures from SFFD, NFPA, USFA, Alisa Ann Ruch Burn Foundation, DEM, SFFD Recruitment, NERT Emergency Preparedness Check off-sheets, NFPA Fire Extinguishers on the Job, Kitchen Fire Safety, Carbon Monoxide Alarms and Exit Drills in the Home brochures, Alisa Ann Ruch Burn Foundation and 9-1-1 brochures. 'Wheel of Swag' utilized to distribute SFFD fire truck key chains, plastic fire hats, sticker badges, coloring books, picture books and 911 magnets. 50 attendees.
- August 10, 2019; 1300 – 1600 hrs., 240 Turk Street, San Francisco, The Kroc Center, public. Back to School event hosted by The Salvation Army. Provided Fire & Life Safety Table and distributed printed information including fire safety tip sheets and brochures from SFFD, NFPA, USFA, Alisa Ann Ruch Burn Foundation, DEM, SFFD Recruitment, NERT Emergency Preparedness Check off-sheets, NFPA Fire Extinguishers on the Job, Kitchen Fire Safety, Carbon Monoxide Alarms and Exit Drills in the Home brochures, Alisa Ann Ruch Burn Foundation and 9-1-1 brochures. Distributed SFFD plastic fire hats, sticker badges, coloring books with crayons and Fire Safety picture books. 500 community members contacted.
- August 13, 2019; 1600 – 2000 hrs., 1500 Sutter Street, San Francisco, public. SGDM Emergency Preparedness and Seismic Retrofit Workshop hosted by SGDM, LLC. Provided 15-20-minute introduction to the SFFD Community Education Team and services available to the residential community of San Francisco including a demonstration of the Bullseye Digital Fire Extinguisher System and followed by a panel Q&A session. Also provided a Fire & Life Safety Table and distributed printed information including fire safety tip sheets and brochures from SFFD, NFPA, USFA, Alisa Ann Ruch Burn Foundation, DEM, SFFD Recruitment, NERT Emergency Preparedness Check off-sheets, NFPA Fire Extinguishers on the Job, Kitchen Fire Safety, Carbon Monoxide Alarms and Exit Drills in the Home brochures, Alisa Ann Ruch Burn Foundation and 9-1-1 brochures. Distributed SFFD keychain flashlights with the SFFD website imprint. 60 attendees.
- August 14, 2019; 0900 – 0930 hrs., 4936 3rd Street, San Francisco. First Responders Day (2) with Captain Attica Bowden. Provided Stop the Bleed outreach and Emergency Preparedness info session to young adults. Stop the Bleed informational hand outs and SF72.org booklets distributed. 22 attendees.
- August 14, 2019; 1330-1500 hrs., 2451 Sacramento Street, San Francisco, residential. Hosted by JFK Towers. Fire & Life Safety Workshop consisting of Fire Safety in the Home PowerPoint presentation. The interactive Bullseye Digital Fire Extinguisher System was demonstrated. Fire & Life Safety Educational Information packets with NFPA Fire Safety Tip Sheets and NERT & Emergency Preparedness Check off-sheets in English, Cantonese and Russian & Spanish distributed. NFPA Fire Extinguishers on the Job, Kitchen Fire Safety, Carbon Monoxide Alarms and Exit Drills in the Home brochures, Alisa Ann Ruch Burn Foundation and 9-1-1 brochures and SFFD fire truck plastic key chains were tabled. Cantonese interpretation provided by CYCSF. 50 keychain flashlights imprinted with sf-fire.org website address distributed. 50 attendees.
- August 14, 2019; 1000-1100 hrs., 1 Front Street, San Francisco, public. 38 story Highrise, Fire Relocation Drill observation hosted by Paramount Group, Inc., 2000 participants.

Exit Drills in the Home brochures, Alisa Ann Ruch Burn Foundation and 9-1-1 brochures. Also provided the Bullseye Digital Fire Extinguishing System to demonstrate the use of a fire extinguisher. 10 attendees.

- August 28, 2019; 1300-1400 hrs., 440 Eddy Street, San Francisco. Jefferson Hotel managed by THC, residential. Fire Drill Observation of this 5-story residential hotel with 108 units and approximately 112 tenants. 75 participants.
- August 29, 2019; 1000-1100 hrs., 680 Folsom Street, San Francisco, general public. Fire Relocation Drill Observation hosted by Boston Properties. 4250 participants.
- August 30, 2019; 1000-1100 hrs., 626 Polk Street, San Francisco, residential Mayfair Hotel. Fire Drill Observation of this Highrise building hosted by Tenderloin Housing Clinic. 37 participants.

Training Classes (internal):

August 2019	Make-ups for missed BFP Plan Review 2 (Intermediate) class on water-based extinguishing systems held; 33 members completed the 21-hr, 6-week class
July 2019	Hydrogen Vehicle Fueling Stations: Codes, inspections, maintenance; CA Fuel Cell Program (18 attendees)
June-July 2019	BFP Plan Review 2 (Intermediate) class on water-based extinguishing systems; 38 BFP members to attend the 21-hour 6 wk (3.5 hr/wk) class
June 2019	9-hr Means of Egress class for Fire Plan Reviewers (7) with DBI, SFPUC, MOD 3-hr Code, Statutes, and Regulation Class for new BFP members (5 attendees) 21-hr 6-wk BFP Fire Plan Review 2 (Intermediate) class on water-based extinguishing systems began June 18 (38 members)
June 2019	9-hr Means of Egress class for Fire Plan Reviewers (7) with DBI, SFPUC, MOD
June 2019	3-hr Code, Statute, and Regulation Class for new BFP members (5 attendees)
May 2019	Two-way Emergency Comm. Systems: 2019 updates/changes (60 mem. w/EID)
Apr 2019	IEC 8-hr Hazardous Waste Operations Refresher Class (22 members)
Apr 2019	2019 NFPA 72 code updates/changes – hosted by Bay Alarm (21 members)
Mar 2019	IEC 24-hr Hazardous Waste Operations Training Class (8 mem. FD, 4 mem. DPH)
Feb 2019	ERRCS 2016, 2019 code updates: plan review, inspection (66 mem. with EID, DEM)
Feb 2019	Flexible Sprinkler Drops: plan review, inspection presented by Victaulic (41 mem.)
Jan 2019	Battery systems: plan review, inspection, code changes (10 members)
Nov 2018	Battery systems: plan review, inspection, code changes (18 members)
Oct 2018 - Jan 2019	BFP Plan Review (Basic) class (36 members: 4 hrs/wk for 9 weeks)
Oct 2018	NFPA 72 Fire alarm and signaling code; 2019 changes to 2016 ed. (45 members)

Note:

Rescheduled:

- SFFD plan submittal and field inspection requirements “like-for-like” alarm panel/device replacement (September)

Planned:

- Initial Orientation/Introductory fire code class for new members

- India Basin, 1375 units. Preliminary Master Plan
 - Reviewed and submitted the SFFD Comments for relocate the hydrants along Arelious Walker.
- Potrero Power Station. 1800 residential units.
 - Reviewing the Design for Development (D4D)
 - Reviewed and Submitted SFFD comments for Design for Development (D4D)
 - Reviewing the Infrastructure Plan.
- 5M Project
 - Scheduled a meeting to discuss the SFFD Comments for Street Improvement Plan.
- Mission Bay- China Basin
 - Reviewed and Submitted SFFD comments for ground floor egress plan for 410 China Basin - MBSB9
 - Reviewed and Submitted SFFD comments 410 China Basin - MBSB9 - Fire Courtesy Review
 - Re-check meeting to discuss the SFFD Comments for 401 China Basin Mission Bay- Block 9 site permit building.
- Balboa Reservoir
 - Reviewing the Infrastructure plan for Balboa Reservoir.
 - Reviewed Submitted SFFD comments for Balboa Reservoir Fire Access.
 - Reviewed and submitted the SFFD Comments for AB-005 for Aerial ladder access.
- Candlestick Point
 - Reviewed and submitted the SFFD Comments for Candlestick Point ISP and SIP.
 - Reviewed and submitted the SFFD Comments for Site permit for 89 Harney Way- Block 9 A
 - Reviewed SFFD Comments during re-check meeting for address 625 Gilman St.
- Potrero Hope
 - Reviewed and submitted the SFFD Comments for Potrero Hope Ph2 65% Submittal
 - Reviewed and submitted the SFFD Comments for Streetscape Master Plan Revision #3.
 - Field operations test results is accepted and approved
- Visitacion Valley.
 - Reviewed and Discussed the fire access street width.
- 1629 Market Street. 584 Units. 5 low rise buildings.
- Park Merced

Community Developments: Vertical Design

- Reviewed and submitted the SFFD Comments for 266 4th ST site permit. Application No_ 2019 0723 6649 S.
- Reviewed and submitted the SFFD Comments for 3001 24th St Application # 20180604 0916 S
- Approved the site permit for 915 Cayuga, Application # 201905241706 S
- Reviewed and submitted the SFFD Comments for 858 Stanyan
- Reviewing the revised plans for 833 Bryant, Application # 2019-0211-2589
- Reviewed and submitted the SFFD Comments for Tentative Subdivision Map No. 9956_ 3333 California Street.
- Approved the site permit for 36 Amber - Mayor ED 13-01 Priority Permit.
- Reviewed and submitted the SFFD Comments for 1125 Stevenson Street, Plumbers Union- Application # 2018 1114 5895.
- Reviewed and submitted the SFFD Comments for 3001-3021 24th St- Application No. # 2018-0604-0916 S 4 -MPE Permit.

- (1) inspector working event
- Bridge to Bridge Run on The Embarcadero:
 - Sunday August 25th, 2019
 - Fundraising Race, Attendance 5,000
- Mayan Mammoth at Pier 35:
 - Saturday August 3rd, 2019
 - Burning Man Fundraiser, Attendance 4,500
 - (2) inspectors working event

Bureau of Fire Investigation Update, Captain Attica Bowden

The number of Open/Active Fire Investigation Reports for July 2019 is 53. The reports include the following types of fires:

- 19 Structure Fires
- 8 Vehicle Fires
- 16 Outside Fires
- 1 Explosion
- 3 Special Incident
- 1 Trash

TASC Monthly Section Update, Captain Chad Law

SFMTA – TASC, SDAT, DPW, Vision Zero Projects, BART, Chase Center and SFFD Fire Access

SFMTA: TASC (Transportation Advisory Safety Committee)

- No objections to 12 bike share station locations, 2 Class IV Bikeways, 1 Class II Bikeway, 10 Speed Humps and 2 Speed Cushions. ***Held and Objected*** to items on Market St and Beale St due to lack of street clearance for SFFD Operations. Less than the 14' Fire Lane and 26' for SFFD Operations.

SDAT (Street Design Advisory Team)

- Weekly meetings at SF Planning Department to review streetscape plans/proposals for new developments.

DPW

- SFFD received 5 requests from DPW for SFFD plan review to provide comments on developer/contractor project requests that include street/sidewalk modifications, tentative mapping approval, street encroachments, sidewalk streetscape modifications; SFFD plan review to ensure SFFD apparatus, building and fire access.

Better Market Street projects, Class IV Bicycle Lanes


- Reviewed multiple near-term plans to increase pedestrian/bicyclists safety by DPW striping and daylighting. ***Objected*** to long term plans due to the lack of 14' clearance from curbside to the boarding island locations.

WalkSF

- Working with Executive Director on non-profit organization, Jodie Medeiros, to collaborate with the SFFD Vision Zero Committee to support community organizations. i.e. San Francisco Bay Area Families for Safer Streets.

Bollards

- Stationary, Collapsible and Retractable: Developing a sequence of operations for SFFD Suppression SOP (Standard Operating Procedures) to Retract Bollards on private property to protect pedestrian safety zones while allowing Fire Access. i.e. Uber and Bayside Village properties.



SFO AIRPORT DIVISION

SFFD Airport Division Recent Activities

Division Update August 1 to August 31, 2019

ADC Khairul Ali

- Hotel Meeting with Fire Marshal
- Attended Several Planning Meetings for SFIA Annual Emergency Exercise
- Several Meetings with SFIA Emergency Planning regarding upcoming Active Shooter Exercise
- Attended Training to Review Recent Upgrades to the SFFD Operations Center
- Attended Meeting to Develop/Update SFIA Alert Incident Templates for WMD/CBRNE
- Attended United MOC Fire Debriefing Meeting with SFIA Administration
- Participated in a Table-top Weapons of Mass Destruction Training Exercise
- Participated in a Table-top Air Train Training Exercise at SFIA EOC
- Attended Public Safety Power Shutoff (PSPS) Operational Planning Meeting at SFIA EOC
- Participated in several Walk-Throughs of new Grand Hyatt Hotel
- Met with Deputy Chief Wyrsh regarding Airport Position Filling & Mandatory WDOs
- Quarterly Check-in Meeting with Airport Director Ivar Satero
- Attended ITB Phase I Stakeholder/Core Partnering Meeting
- Met with CDC Division of Global Migration & Quarantine regarding Field Quarantine Stations
- Participated in FAR Part 139 ARFF Records Compliance Meeting
- Participated in Active Shooter Full-Scale Exercise at Grand Hyatt Hotel
- Attended a ChemPack Response Planning Meeting
- Attended one Assistant Deputy Chiefs Meetings at SFFD HQ
- Attended Monthly Emergency Operations Group Meeting
- Monthly Check-in meeting with SFIA COO Jeff Littlefield
- Attended Airfield Operations Meeting
- Attended two Fire Commission Meetings
- Attended weekly SOG Meetings with SFIA COO Ralf Ruckelshausen & SFIA Operations
- Attended SFFD bi-weekly Staff Meeting
- Attended San Mateo County Fire Chief's Association Meeting
- Attended SFIA bi-weekly Management Meetings
- Met with Airport Division Battalion Chiefs, Rescue Captains, & Fire Prevention personnel

Operations/Training – Captain Lee and Lieutenant McCulloch

- Coordinated MOC Fire Debriefing Meeting
- Coordinated Live Fire Burn Exercise with IEC at Half Moon Bay Airport
- Attended Weapons of Mass Destruction Annual Exercise Planning Meeting
- Attended several Active Shooter Exercise Planning Meetings
- Toured Grand Hyatt Hotel for Active Shooter Exercise Preparation
- Participated in full-scale Active Shooter Exercise at Hyatt Hotel
- Attended ChemPack Training
- Attended Monthly Runway/Taxiway Safety Meeting
- Coordinated Monthly Red Cap Exercises
- Coordinated Decon Drill for upcoming Annual SFO Exercise
- Coordinated Bladder Cancer Testing Program

CAD RUN TOTALS – August, 2019

TYPE	DESCRIPTION	COUNT
5150	PSYCH EVALUATION	1
519	VEH ACCIDENT W/ INJ	6
519HR	HIT & RUN W/ INJ	1
520	AIDED CASE	427
528	FIRE	4
532	SUSPICIOUS MAIL OR SUBSTANCE	1
AGI	AIRCRAFT GROUND INCIDENT	1
ALERT2	ALERT TWO	5
ELEV	ELEVATOR RESCUE	35
FIRE	FIRE ALARM	46
FUEL	FUEL ALARM	3
GASINV	GAS INVESTIGATION	6
ODORINV	ODOR INVESTIGATION	5
RESCUE	FD RESCUE CALL	1
SEWAGE	SEWAGE LEAK	1
SMKINV	SMOKE INVESTIGATION	2
SPILL	SPILL OF MATERIAL	10
SVC	SERVICE CALL	13
WMAIN	WATER MAIN BREAK	1
	TOTAL	569
	BIKE MEDIC TOTAL	279

Disaster Response Manual Review and Update



UPDATE 2019


DISASTER RESPONSE MANUAL




SFFD Continuity of Operations Planning (COOP)




Special Events Steering Committee



Delegation of the French Resiliency Agency



Fleet Week 2019






US Secret Service
Meetings
- Special Events

Deputy Chief of Operations
Victor Wyrsh


Report to the Commission

San Francisco Fire Department
Division of Homeland Security
1 - 31 August 2019





Meetings/Exercises Attended/ EAPs:

- UASI Approval Authority
- Hope Redevelopment Task Force
- Governor Newsom 911 Bill at DEM
- Multiple Op orders/ EMS plans distributed
- ESF #18 Cyber Command
- Local #8 Elevator Union Disaster planning
- Public Safety Power Shutoff planning
- Salesforce Stair climb EAP
- COOP per Mayoral directive
- Civil Grand Jury Report review and comments
- SFPD coordination Battalion Control/ PDOC/ SFPD Disaster Plan
- NERT
- CCSF Emergency Response Plan (ERP) revision
- AWSS/ PWSS meetings
- DEM/ DPH- Battalion control- Durable Medical Equipment/ AFN
- FDOC meetings with MIS
- Secret Service notifications and requests
- Port Security Grant meetings
- French Homeland Security visit
- DEM Fuel meetings- workgroup
- CBRNE equipment delivery to HAZMAT Unit
- Canine Unit meetings
- Training and Exercise Planning meeting
- Mass Casualty Plan review
- USAR meeting
- Active Shooter drills continue
- NCRIC interface/ TLO training
- SFFW Planning meetings
- EMS /DHS/DPH/NERT Disaster Meetings
- SFDPW Disaster Debris TTX
- UCSF Ammonia Facility Disaster Planning
- CHEMPAK walkthrough with DPH



Memorial Of Sgt. John Young at Ingleside Station



In Memory of Lorne Morrison ABC 7 and long time
friend of the Department

IN MEMORY OF

FF DENNIS JOESEPH PETTY

June 19 1955-August 21 2019



San Francisco Fire Department Monthly Response to Medical Calls Through 09/02/2019

First Unit On Scene [6]

	Non Emergency Response (Priority 2)					Emergency Response (Priority 3)						
	Source Data		Validated Responses			Source Data		Validated Responses				% OTP
	Count	90th %	Count	Average	90th %	Count	90th %	Count	Average	90th %		
2018/09	4,876	18.37	4,797	9.42	17.62	4,499	6.02	3,671	3.52	5.43	78.75	
2018/10	5,076	19.12	4,977	9.73	18.19	4,620	6.15	3,785	3.66	5.57	78.34	
2018/11	4,876	18.12	4,805	9.14	17.12	4,595	6.07	3,796	3.51	5.37	79.03	
2018/12	5,084	17.98	4,990	9.27	17.17	4,707	5.91	3,871	3.40	5.33	80.32	
2019/01	5,015	17.55	4,912	9.21	16.68	4,656	6.00	3,856	3.47	5.30	80.42	
2019/02	4,784	17.83	4,699	9.31	17.07	4,324	5.92	3,533	3.47	5.20	80.58	
2019/03	5,398	17.99	5,315	9.47	17.44	4,963	5.97	4,054	3.58	5.40	79.21	
2019/04	4,866	17.87	4,786	9.26	17.12	4,693	5.73	3,893	3.44	5.13	81.48	
2019/05	5,115	18.15	5,024	9.34	17.38	4,729	5.88	3,870	3.37	5.15	82.02	
2019/06	5,014	18.68	4,888	9.63	17.93	4,962	6.18	4,054	3.45	5.37	80.54	
2019/07	4,967	17.92	4,870	9.32	17.28	4,528	5.90	3,654	3.41	5.22	82.21	
2019/08	5,109	18.20	4,993	9.51	17.71	4,995	6.12	4,019	3.46	5.27	81.06	
2019/09	330	17.55	328	9.34	16.96	317	6.33	248	3.29	5.13	81.85	

First ALS Unit On Scene [7]

	Non Emergency Response (Priority 2)					Emergency Response (Priority 3)						
	Source Data		Validated Responses			Source Data		Validated Responses				% OTP
	Count	90th %	Count	Average	90th %	Count	90th %	Count	Average	90th %		
2018/09	4,824	18.58	4,753	9.70	17.90	4,454	7.00	3,640	3.95	6.30	92.99	
2018/10	5,041	19.35	4,950	10.01	18.45	4,582	7.37	3,758	4.10	6.44	91.96	
2018/11	4,837	18.33	4,772	9.41	17.38	4,558	7.17	3,766	3.97	6.43	92.83	
2018/12	5,031	18.27	4,950	9.56	17.42	4,678	6.93	3,854	3.83	6.15	93.59	
2019/01	4,983	17.80	4,891	9.41	16.85	4,631	6.90	3,834	3.85	6.06	93.84	
2019/02	4,740	18.00	4,664	9.55	17.23	4,301	7.12	3,513	3.89	6.05	93.62	
2019/03	5,345	18.36	5,266	9.76	17.65	4,937	6.86	4,034	3.96	6.10	93.33	
2019/04	4,823	17.98	4,753	9.54	17.26	4,655	6.91	3,870	3.90	6.18	93.28	
2019/05	5,058	18.34	4,984	9.60	17.56	4,692	6.83	3,842	3.82	6.03	93.91	
2019/06	4,948	18.85	4,846	9.89	18.02	4,892	7.33	4,009	3.91	6.37	92.17	
2019/07	4,911	18.23	4,823	9.58	17.43	4,493	6.83	3,631	3.85	6.12	93.53	
2019/08	5,056	18.53	4,949	9.80	17.89	4,954	7.03	3,991	3.83	6.05	93.69	
2019/09	330	18.13	328	9.58	17.38	313	6.81	246	3.74	6.05	93.90	

First Ambulance On Scene [8],[9]

	Non Emergency Response (Priority 2)						Emergency Response (Priority 3)						
	Source Data		Validated Responses			% OTP	Source Data		Validated Responses				% OTP
	Count	90th %	Count	Average	90th %		Count	90th %	Count	Average	90th %		
2018/09	4,605	19.87	4,493	10.93	18.63	92.83	4,263	11.10	3,426	5.81	9.42	91.80	
2018/10	4,808	20.69	4,657	11.28	19.33	91.32	4,401	11.37	3,549	6.00	9.80	90.76	
2018/11	4,638	19.23	4,538	10.56	17.99	93.81	4,375	10.98	3,560	5.69	9.32	92.42	
2018/12	4,851	19.48	4,729	10.72	18.10	93.55	4,499	10.85	3,684	5.67	9.17	92.86	
2019/01	4,840	18.80	4,693	10.39	17.50	94.48	4,478	10.78	3,651	5.61	8.98	93.67	
2019/02	4,581	19.05	4,461	10.57	17.83	94.04	4,166	11.08	3,370	5.65	9.15	93.00	
2019/03	5,125	19.74	4,989	10.90	18.43	92.82	4,744	10.81	3,825	5.75	9.44	91.79	
2019/04	4,651	19.20	4,543	10.57	17.88	94.25	4,480	10.28	3,687	5.50	8.92	93.36	
2019/05	4,880	19.50	4,757	10.71	18.23	93.63	4,476	10.66	3,629	5.67	9.03	93.17	
2019/06	4,721	19.95	4,598	11.01	18.60	92.45	4,641	10.82	3,751	5.77	9.30	92.67	
2019/07	4,735	19.29	4,596	10.62	17.99	93.89	4,294	10.70	3,423	5.53	8.87	94.13	
2019/08	4,838	19.71	4,684	11.02	18.65	92.42	4,733	11.07	3,754	5.66	9.23	92.65	
2019/09	313	18.60	309	10.96	17.82	93.85	303	10.86	237	5.66	9.72	91.98	

**San Francisco Fire Department
Activity Summary Report**

**From: 08/01/2019
To: 08/31/2019**

Calls by Resource Utilization

<i>Call Type</i>	<i>Calls</i>	<i>%</i>
EMS	4,408	33.62%
Fire	2,453	18.71%
Fire/EMS	6,251	47.67%
Total:	13,112	

Calls by Resource Utilization

<i>Call Type</i>	<i>Priority</i>	<i>Calls</i>	<i>%</i>
EMS	3	722	5.51%
EMS	2	3,686	28.11%
Fire	3	2,395	18.27%
Fire	2	58	0.44%
Fire/EMS	3	4,582	34.95%
Fire/EMS	2	1,669	12.73%
Total:		13,112	

Responses By Unit Type

<i>Unit Type</i>	<i>Runs</i>	<i>%</i>
Chief	1,948	7.02%
Engine	9,016	32.50%
Medic	8,528	30.74%
Others	1,371	4.94%
Private	2,931	10.57%
Rescue Captain	916	3.30%
Rescue Squad	375	1.35%
Truck	2,653	9.56%
Total:	27,738	

Calls by Battalion

<i>Battalion</i>	<i>Calls</i>	<i>%</i>
B01	1,265	9.65%
B02	2,801	21.36%
B03	2,451	18.69%
B04	1,324	10.10%
B05	862	6.57%
B06	892	6.80%
B07	560	4.27%
B08	994	7.58%
B09	872	6.65%
B10	1,024	7.81%
OTH	67	0.51%
Total:	13,112	

Incidents By Call Type

Call Type	Count	%	Call Type	Count	%
Medical Incident	2,365	18.0	Odor (Strange / Unknown)	17	0.1
Sick Call	1,486	11.3	Water Rescue	14	0.1
Alarms	1,091	8.3	Burns	8	0.1
Falls	857	6.5	HazMat	4	0.0
Subject Unconscious	801	6.1	Explosion	3	0.0
Breathing Difficulty	780	5.9	Environmental Exposure	2	0.0
Medical Nature Unknown	476	3.6	Extrication / Entrapped (Machinery, Vehicle)	1	0.0
Chest Pain	436	3.3	Electrocution	1	0.0
Structure Fire / Smoke in Building	426	3.2	Industrial Accidents	1	0.0
Traffic Collision	393	3.0	Assist Police	1	0.0
Assault	362	2.8			
Seizures	309	2.4			
Overdose	286	2.2			
Cardiac Arrest	265	2.0			
Citizen Assist / Service Call	264	2.0			
Hemorrhage	258	2.0			
Other	253	1.9			
Outside Fire	249	1.9			
Abdominal Pain	234	1.8			
Trauma	196	1.5			
Transfer	172	1.3			
Stroke	136	1.0			
Psychiatric Problem	124	0.9			
Electrical Hazard	97	0.7			
Diabetic Problems	92	0.7			
Elevator / Escalator Rescue	81	0.6			
Heart Problem	78	0.6			
Back Pain	73	0.6			
Stab/Gunshot/Penetrating Trauma	68	0.5			
Gas Leak (Natural and LP Gases)	65	0.5			
Allergic Reaction	59	0.4			
Smoke Investigation (Outside)	49	0.4			
Headache	40	0.3			
Vehicle Fire	30	0.2			
Eye Problem	24	0.2			
Pregnancy	23	0.2			
Choking	22	0.2			
Animal Bites	21	0.2			
Fuel Spill	21	0.2			

Working Fires and Greater Alarms

Call No.	Date	Address	Batt.	Alarms	Losses	Units	Pers.
19091153	08/02/2019	950 HARRISON ST	B03	1	\$60,000	13	38
19091162	08/02/2019	1030 GIRARD RD, PR	B99	1		15	
19091262	08/03/2019	1740 47TH AV	B08	1	\$105,000	14	38
19091357	08/03/2019	900 PALOU AV	B10	1	\$600,000	16	45
19092137	08/05/2019	169 COMMONWEALTH AV	B07	1	\$325,000	18	43
19092317	08/05/2019	1076 CAPP ST	B06	1		19	
19092764	08/06/2019	2027 BANCROFT AV	B10	1	\$15,000	13	37
19093294	08/08/2019	1531 SANTIAGO ST	B08	1		11	
19093572	08/08/2019	4724 CALIFORNIA ST	B07	1		13	37
19094193	08/10/2019	171 REY ST	B09	1	\$815,000	22	57
19094224	08/10/2019	768 CHESTNUT ST	B01	1		14	
19095025	08/12/2019	6 CARGO WY	B10	1	\$10,000	18	45
19097420	08/17/2019	25 CASA WY	B04	1		14	40
19097475	08/17/2019	714-A ARGUELLO BL	B07	1		15	40
19098524	08/20/2019	204 GIRARD ST	B10	1	\$26,000	14	38
19101428	08/26/2019	120 14TH ST	B02	1		14	43
19101621	08/27/2019	1019 MARKET ST	B02	1	\$16,000	19	52
19101798	08/27/2019	374 11TH ST	B02	1	\$8,000	15	43
19102645	08/29/2019	115 PROSPECT AV	B06	1	\$202,000	16	41

Total Working Fires and Greater Alarms: 19