

The background of the slide is a large, semi-transparent seal of the United States Environmental Protection Agency. The seal features an eagle with wings spread, perched atop a shield. The shield is divided into four quadrants: the top-left shows a plow, the top-right shows a ship, the bottom-left shows a landscape with mountains and a river, and the bottom-right shows a factory. The shield is flanked by two figures: on the left, a farmer in a hat and overalls holding a pitchfork; on the right, a scientist in a lab coat holding a flask. The entire seal is encircled by a laurel wreath.

OPERATIONS UPDATE
JUNE 2022
DEPUTY CHIEF
ROBERT POSTEL



OPERATIONS REPORT

June 1 – June 30, 2022

GREATER ALARMS:

There were two Greater Alarm fires during this reporting period.

2nd Alarm – (6/1/22) 0535 hours, 74 Turk Street, cross streets Market and Taylor. There was one injury. This fire was determined to be accidental. (Assistant Chief Ken Yee)

A full box was dispatched at approximately 0537 hours for 74 Turk Street for a Fire in the Building. Units dispatched were Engine 1, Engine 3, Engine 36, Truck 1, Truck 3, Battalion 2, Battalion 3, Division 2, Rescue Squad 1 and Medic 80.

Engine 1 (Lt. Scheppler) arrived on scene, saw smoke above the roof line of 74 Turk and proceeded to investigate. Fire was found on the second floor, at the bottom of the lightwell, and Lt. Scheppler had his crew pull a ready line to attack the fire.

74 Turk is a four story Single Room Occupancy, with 57 rooms spread through three floors over a vacant restaurant on the first floor. The fire had started at the bottom of the lightwell, on the second floor, and had begun to travel up the lightwell when the Fire Department arrived.

The complement of the first alarm companies arrived and were given their assignments. Battalion 2 (BC Crispen), assigned as Fire Attack, ensured there were Engine companies operating hose lines on each floor, as well as Truck crews opening up walls to check for fire extension. Engines 1, 3 and 36 had hose lines operating on the second, third and fourth floors, respectively. Truck 1 split their crew, with two members going up their aerial ladder to perform roof operations and the other two members going inside to open walls and pull ceilings. Truck 3 laddered the Bravo side of the roof for an additional egress and the crew went inside to assist with search and rescue and overhaul operations. Rescue Squad 1 cleared the building of all occupants.

Due to the location of the fire and the type of building, a second alarm was needed. The additional companies were used to assist with evacuation and to check for fire extension. With the fire in the lightwell, companies had to open walls on every floor to check for fire extension. All the exterior siding in the lightwell that were burned had to be removed. Even though the fire was contained within a short time after our arrival, our companies spent almost four hours on scene performing overhaul operations.

The second alarm at 74 Turk Street could have turned into a larger fire, with the potential of losing the entire building. The quick and decisive actions by BC Crispen and the first arriving companies kept

the fire damage to a minimum. By attacking the fire aggressively and staying in front of it, our fire crews were able to contain the fire to the exterior lightwell, instead of letting the fire get into the walls, ceilings and the attic space.

One person was transported for medical reasons unrelated to the fire. Another occupant was briefly trapped in his room due to the smokey hallway and was evacuated by Rescue Squad 1.

Unfortunately for the occupants, the wall on fire in the lightwell is the exterior wall of the common bathrooms for each floor. This wall had to be removed to check for fire extension and the bathrooms on the top three floors were left unusable. Even though there was no fire damage to the residential units, Red Cross was called and they were able to place all the residents of this building.

2nd Alarm – (6/1/22) 1418 hours, 834 Washington Street, cross street Waverly Place. There were no injuries. This fire was determined to be accidental. (Assistant Chief William Storti)

The fire was discovered by pedestrians on the street seeing fire from the roof. Upon arrival E41 called smoke showing and a working fire was struck. E41 led a 150' ready-line to sub-level 1, located origin of fire, and placed water on the fire. E2 led a 200' ready line to the ground floor and extinguished the fire extension near the flue. Truck 13 requested a line on the roof, and E28 led a large line wye up T13's aerial to extinguish the roof fire. T13 interior started a primary search. T13 joined fire attack and searched for extension. By this time, the entire building was charged with smoke. As Fire attack B04 requested a 2nd alarm. Companies led lines to each floor of the building. B02 and E03 found access to the fire in Delta 2 through a bottom floor bathroom causing damage to the building in overhaul but extinguishing the last of the fire. The main obstacle was the old, tight construction of the buildings that made finding extension of the fire problematic. Companies did a good job of locating and extinguishing fire needing several hose-leads on several different floors. The building was in good condition with some damage to each floor near the flue. All operations worked well.

AMBULANCE LEVELS BY DAY										
June 2022										
RED >=3% at level 2 or below for the day						RED/YELLOW >= 5% at level 2 or below for the day				
	Minutes					Percentage				
	0	1	2	<7	>=7	0	1	2	<7	>=7
1	-	1	6	70	1,363	0.0%	0.1%	0.4%	4.9%	94.7%
2	-	-	2	65	1,373	0.0%	0.0%	0.1%	4.5%	95.4%
3	3	18	32	269	1,118	0.2%	1.3%	2.2%	18.7%	77.6%
4	14	10	7	160	1,249	1.0%	0.7%	0.5%	11.1%	86.7%
5	-	-	-	42	1,398	0.0%	0.0%	0.0%	2.9%	97.1%
6	41	3	14	133	1,249	2.9%	0.2%	1.0%	9.2%	86.7%
7	15	10	11	144	1,260	1.0%	0.7%	0.8%	10.0%	87.5%
8	34	2	3	179	1,222	2.4%	0.1%	0.2%	12.4%	84.9%
9	4	38	28	177	1,193	0.3%	2.6%	1.9%	12.3%	82.9%
10	18	8	28	241	1,145	1.3%	0.6%	1.9%	16.7%	79.5%
11	40	42	80	528	750	2.8%	2.9%	5.6%	36.7%	52.1%
12	-	37	73	468	862	0.0%	2.6%	5.1%	32.5%	59.9%
13		29	25	303	1,083	0.0%	2.0%	1.7%	21.0%	75.2%
14	18	43	41	318	1,020	1.3%	3.0%	2.9%	22.1%	70.8%
15	20	1	7	86	1,326	1.4%	0.1%	0.5%	6.0%	92.1%
16		2	8	258	1,172	0.0%	0.1%	0.6%	17.9%	81.4%
17		19	37	279	1,105	0.0%	1.3%	2.6%	19.4%	76.7%
18	54	85	102	426	773	3.8%	5.9%	7.1%	29.6%	53.7%
19	18	16	14	319	1,073	1.3%	1.1%	1.0%	22.2%	74.5%
20	156	47	60	415	762	10.8%	3.3%	4.2%	28.8%	52.9%
21		5	37	268	1,130	0.0%	0.4%	2.6%	18.6%	78.5%
22		4	6	88	1,342	0.0%	0.3%	0.4%	6.1%	93.2%
23			24	169	1,247	0.0%	0.0%	1.7%	11.7%	86.6%
24	34	52	64	344	946	2.4%	3.6%	4.4%	23.9%	65.7%
25	55	14	28	369	974	3.8%	1.0%	1.9%	25.6%	67.6%
26	94	47	50	442	807	6.5%	3.3%	3.5%	30.7%	56.0%
27		9	4	130	1,297	0.0%	0.6%	0.3%	9.0%	90.1%
28	151	43	52	457	737	10.5%	3.0%	3.6%	31.7%	51.2%
29		6	10	68	1,356	0.0%	0.4%	0.7%	4.7%	94.2%
30		21	44	161	1,214	0.0%	1.5%	3.1%	11.2%	84.3%
JUNE Total:						1.8%	1.4%	2.1%	17.1%	77.7%
MAY Total:						3.6%	2.3%	2.8%	21.0%	70.3%

Suppression Statistics June 2022

	June	May
Building Alarms	1098	993
Smoke In the Buildings	67	93
Fire In the Buildings	49	23
FULL boxes	10	13
TOTAL Boxes	126	129
Working Fires	21	23
Greater Alarms	2	2
Water Rescue Calls	15	10
Cliff Rescue Calls	4	4

Working Fires JUNE 2022

Count	Date	Time	Address	Description	Box	Batt
1	6/1/2022	5:35	74 TURK ST	2ND ALARM	1365	B03
2	6/1/2022	10:22	160 EDDY ST	WORKING FIRE	1453	B03
3	6/1/2022	14:18	834 WASHINGTON ST	2ND ALARM	1331	B01
4	6/1/2022	18:49	175 6TH ST	WORKING FIRE	2252	B03
5	6/4/2022	19:16	701 CHENERY ST	WORKING FIRE	8176	B09
6	6/10/2022	20:54	1534 CLAY ST	WORKING FIRE	1634	B04
7	6/12/2022	22:04	530 FUNSTON AV	WORKING FIRE	7145	B07
8	6/14/2022	14:33	3784 20TH ST	WORKING FIRE	5445	B06
9	6/15/2022	12:12	23 CLIPPER ST	WORKING FIRE	5536	B06
10	6/17/2022	2:08	1885 MISSION ST	WORKING FIRE	5279	B02
11	6/18/2022	13:06	3714-3716 25TH ST	WORKING FIRE	5536	B06
12	6/19/2022	13:14	1381 24TH AV	WORKING FIRE	7451	B08
13	6/20/2022	20:34	4TH ST/FOLSOM ST	WORKING FIRE	2215	B03
14	6/22/2022	1:34	1899 OAKDALE AV	WORKING FIRE	6444	B10
15	6/22/2022	14:12	1377 FLORIDA ST	WORKING FIRE	5615	B06
16	6/23/2022	18:52	260 BAY ST	WORKING FIRE	1341	B01
17	6/26/2022	16:34	990 GEARY ST	WORKING FIRE	3116	B04
18	6/26/2022	22:55	636 MOULTRIE ST	WORKING FIRE	5741	B06
19	6/27/2022	21:15	286 OCEAN AV	WORKING FIRE	8277	B09
20	6/30/2022	5:01	53 MCCOPPIN ST	WORKING FIRE	5125	B02
21	6/30/2022	11:47	1231 MARKET ST	WORKING FIRE	2317	B02

Deputy Chief of Operations
Robert Postel
Report to the Commission

EMS Division



San Francisco Fire Department
EMS Division
Acronyms/Abbreviations/Terms

Term/ Acronym	Definition	Area of Focus
5150	Involuntary Mental Health Hold	CP/Clinical
ABC's	Airway, Breathing, Circulation	Clinical
ACLS	Advanced Cardiac Life Support	Clinical
ADU	Acute Diversion Unit	CP/EMS6
AED	Automatic External Defibrillator	Clinical
ALS	Advanced Life Support	Training
AMA	Against Medical Advice	Clinical
Amb	Ambulance	Clinical
AMS	Altered Mental Status	Clinical
AOS	Arrived on Scene	Operations
AOT	Assisted Outpatient Treatment (Laura's Law)	CP/EMS6
APOT	Ambulance Patient Offload Time	Operations
APS	Adult Protective Services	CP/EMS6
ASA	Aspirin	Clinical
AUD	Alcohol Use Disorder	CP/EMS6
BLS	Basic Life Support	Training
BP	Blood Pressure	Clinical
BVM	Bag Valve Mask	Clinical
CaCl	Calcium Chloride	Clinical
CAL-MAT	California Medical Assistance Team	Disaster
CCC	COVID-19 Command Center	
CCP	Casualty Collection Point	MCI/Active Shooter
CCP Leader	Casualty Collection Leader	MCI/Active Shooter
CDMIN	California Disaster Medical Network	Disaster
CDPH	California Department of Public Health	
CECC	Central Emergency Communication Center	Operations
CHF	Congestive Heart Failure	Clinical
CHN	Chinese Hospital	Hospital
CIWA	Clinical Institute Withdrawal Assessment	CP/EMS6
CM	Case Manager	CP/EMS6
COPD	Chronic Obstructive Pulmonary Disease	Clinical
CP	Community Paramedic	CP/EMS6
CPB	CPMC – Mission Bernal	Hospital
CPMC	California Pacific Medical Center	Hospital
CPR	Cardio-Pulmonary Resuscitation	Training
CPV	CPMC – Van Ness Campus	Hospital
CQI	Continuous Quality Improvement	Operations
C-Spine	Cervical Spine	Clinical
D ₁₀ W	Dextrose 10% in water	Clinical
D ₂₅ W	Dextrose 25% in water	Clinical
D ₅₀ W	Dextrose 50% in water	Clinical
DEM	Department of Emergency Management	

Term/ Acronym	Definition	Area of Focus
DKA	Diabetic Ketoacidosis	Clinical
DMAT	Disaster Medical Assistance Team	Disaster
DMC	CPMC – Davies Medical Center	Hospital
DMORT	Disaster Mortuary Team	Disaster
DNR	Do Not Resuscitate	Clinical
DOA	Dead on Arrival	Operations
DOC	Department Operations Center	Disaster
DPH	Department of Public Health	
DUCC	Dore Urgent Care	CP/EMS6
DX	Diagnosis	Clinical
ECG	Electro-Cardiogram	Clinical
ED	Emergency Department	
EDCM	Emergency Department Case Management	CP/EMS6
EDIE	Emergency Department Information Exchange	CP/EMS6
EMS	Emergency Medical Services	
EMS1	Assistant Deputy Chief, EMS Division	Operations
EMS2	Section Chief, EMS Operations	Operations
EMS6	Community Paramedic Officer	Operations
EMS6A	Field Unit Call Sign (Alpha)	CP/EMS6
EMS6B	Field Unit Call Sign (Bravo)	CP/EMS6
EMS6C	Field Unit Call Sign (Charlie)	CP/EMS6
EMS6D	Field Unit Call Sign (Delta)	CP/EMS6
EMSA	Emergency Medical Services Agency	
EMT	Emergency Medical Technician	Operations
EOC	Emergency Operations Center	Disaster
EOP	Emergency Operations Plan	Disaster
Epi	Epinephrine	Clinical
ESF	Emergency Support Function	Disaster
ETT	Endotracheal Tube	Clinical
FEMA	Federal Emergency Management Agency	Disaster
FF/PM	Firefighter Paramedic	Operations
G	Gram	Clinical
GCS	Glasgow Coma Scale	Clinical
GYN	Gynecological	Clinical
HazMat	Hazardous Materials Incident	Training
HICT	High Intensity Care Team	CP/EMS6
HIPAA	Health Insurance Portability and Accountability Act of 1996 (regulations protecting the privacy and security of certain health information)	CP/EMS6
HOT	Homeless Outreach Team	CP/EMS6
HSOC	Healthy Streets Operation Center (Mayor’s response task force for unhoused)	CP/EMS6
HTN	Hypertension	Clinical
IandQ Site	Isolation and Quarantine Site (COVID-19)	CP/EMS6
IC	Incident Commander	Disaster
ICM	Intensive Case Management	CP/EMS6
ICS	Incident Command System	Disaster

Term/ Acronym	Definition	Area of Focus
ICU	Intensive Care Unit	Operations
IM	Intramuscular	Clinical
IN	Intranasal	Clinical
IO	Intraosseous	Clinical
IV	Intravenous	Clinical
IVDA	IV Drug Abuse	Clinical
IVP	IV Push	Clinical
J	Joule (electrical measurement)	Clinical
JEOC	Joint Emergency Operations Center	Disaster
JH	Joe Healy Medical Detox	CP/EMS6
kg	Kilogram	Clinical
KSF	Kaiser – San Francisco	Hospital
KSS	Kaiser – South San Francisco	Hospital
LEMSA	Local Emergency Medical Services Agency	
LOC	Level of Consciousness	Training
lpm	Liter Per Minute	Training
Lt49	Lieutenant, Station 49	Operations
LUCAS	Lund University Cardiopulmonary Assist System (mechanical chest compression device)	Operations
MAD	Mucosal Atomizer Device	Clinical
MAP	Managed Alcohol Program	CP/EMS6
max	Maximum	Training
mcg	Microgram	Clinical
MCI	Multi-Casualty Incident	Disaster
MCT	Mass Casualty Transport	Disaster
MCU	Mass Casualty Unit	Disaster
MDT	Mobile Data Terminal	Operations
ME	Medical Examiner	Operations
meds	Medications	Clinical
mEq	Milliequivalent	Clinical
mg	Milligram	Clinical
MGS	Medical Group Supervisor	Disaster
MHOAC	Medical/Health Operational Area Coordinator	Disaster
min.	Minute	Training
MI	Myocardial Infarction	Clinical
ml	Milliliter	Clinical
MMRT	Mobile Medical Response Team	CP/EMS6
MOU	Memorandum of Understanding	Operations
MRN	Medical Record Number	Clinical
MVA	Motor Vehicle Accident	Operations
NDMS	National Disaster Medical System	Disaster
NIMS	National Incident Management System	Disaster
NPA	Nasopharyngeal Airway	Clinical
NPO	Nothing per Mouth	Clinical
NS	Normal Saline	Clinical
NTG	Nitroglycerin	Clinical
NTI	Nasal Tracheal Intubation	Clinical

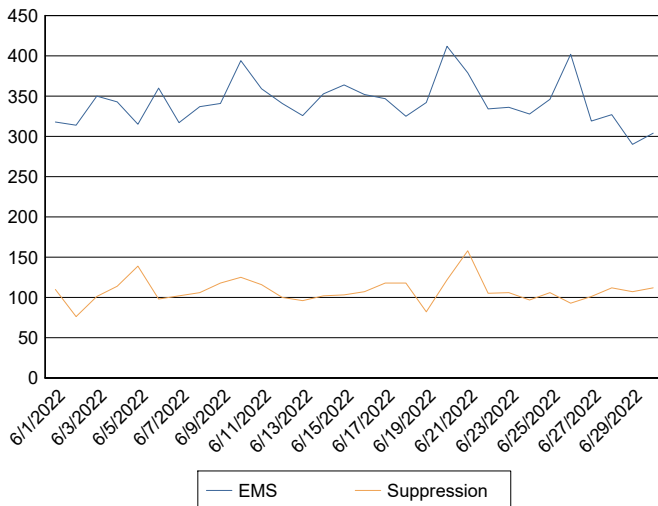
Term/ Acronym	Definition	Area of Focus
OA	Operational Area	Disaster
OB	Obstetrical	Clinical
OES	Office of Emergency Services	Disaster
OPA	Oropharyngeal Airway	Clinical
OTC	Over the Counter	Clinical
OTI	Oral Tracheal Intubation	Clinical
PACC	Post-Acute Community Conservatorship	CP/EMS6
PALS	Pediatric Advanced Life Support	Training
PCR	Patient Care Report	Documentation
PDC	Patient Distribution Center	Disaster
PDT	Patient Declines Transport	Operations
PEA	Pulseless Electrical Activity	Clinical
PERRLA	Pupils equal, round, and reactive to light and accommodation	Clinical
PGO	Public Guardian Office	CP/EMS6
PHI	Protected Health Information	CP/EMS6
PHTLS	Pre-Hospital Trauma Life Support	Training
PM	Paramedic	Operations
PO	By Mouth	Clinical
POV	Privately Owned Vehicle	Operations
prn	As Needed	Clinical
PSH	Permanent Supportive Housing	CP/EMS6
PT	Patient	Operations
PTA	Prior to Arrival	Clinical
QRS	Parts of Cardiac Contraction Complex	Training
R/O	Rule Out	Clinical
RC	Rescue Captain	Operations
RC1	Rescue Captain Field Unit 1	Operations
RC2	Rescue Captain Field Unit 2	Operations
RC3	Rescue Captain Field Unit 3	Operations
RC4	Rescue Captain Field Unit 4	Operations
RC49	Rescue Captain, Station 49	Operations
RC5	Rescue Captain Field Unit 5	Operations
RC6	Rescue Captain – CP at Sobering Center	CP/EMS6
RC7	Rescue Captain – Street Crisis Response Team (SCRT)	CP/EMS6
RDMHC	Regional Disaster Medical/Health Coordinator	Disaster
RDMHS	Regional Disaster Medical/Health Specialist	Disaster
RGS	Rescue Group Supervisor	Active Shooter
RIS	Rapid Intoxication Scale	CP/EMS6
RMM	Rescue Medical Manager	Active Shooter
ROI	Release of Information	CP/EMS6
RTF	Rescue Task Force	Active Shooter
SBP	Systolic Blood Pressure	Clinical
SCRT	Street Crisis Response Team	CP/EMS6
SEMS	Standardized Emergency Management System	Disaster
SET	Seton Medical Center	Hospital
SFFD	San Francisco Fire Department	

Term/ Acronym	Definition	Area of Focus
SFPD	San Francisco Police Department	
SFSC	San Francisco Sobering Center	Hospital
SGA	Supraglottic Airway (airway device)	Clinical
SIP Site	Shelter in Place Site (COVID-19)	CP/EMS6
SL	Sublingual	Clinical
SP	Shared Priority	CP/EMS6
SPA	Service Provider Agreement	Operations
SQ	Subcutaneous	Clinical
START	Simple Triage and Rapid Treatment	Operations
STF	St. Francis Memorial Hospital	Hospital
STM	St. Mary's Medical Center	Hospital
SUD	Substance Abuse Disorder	CP/EMS6
SVT	Supraventricular Tachycardia	Training
SW	Social Worker	CP/EMS6
TEMS	Tactical Emergency Services Team	Active Shooter
TKO	To Keep Open	Clinical
TW	Tom Waddell at 50 Ivy	CP/EMS6
TWUCC	Tom Waddell Urgent Care Clinic Golden Gate Ave	CP/EMS6
Tx	Treatment	Clinical
UCB	University of California – Mission Bay (Children's)	Hospital
UCM	University of California San Francisco (UCSF) – Parnassus	Hospital
UOA	Upon Our Arrival	Operations
UTL	Unable to Locate	Operations
VAH	Veterans Affairs Medical Center	Hospital
V-FIRE IN BUILDING	Automatic External FIRE IN BUILDING	Clinical
V-Tach	Ventricular Tachycardia	Clinical
WPIC	Whole Person Integrated Care	CP/EMS6
ZSFG/SFG	Zuckerberg San Francisco General Hospital	Hospital

SFFD Activity Summary From 06/01/2022 To 06/30/2022

Call Date	EMS Calls	Suppression Calls	Total Calls	EMS Call Avg. (Min)	Transport Avg. (Min)	Suppression Avg. (Min)	EMS Suppression P90 (Min)	Suppression P90 (Min)
06/01/2022	318	110	428	73.49	90.25	35.52	113.74	80.63
06/02/2022	314	76	390	70.38	88.51	26.11	109.33	78.07
06/03/2022	350	101	451	74.40	94.72	34.89	116.88	88.88
06/04/2022	343	114	457	64.80	83.85	29.20	104.20	76.23
06/05/2022	315	139	454	65.01	86.73	23.71	107.35	68.64
06/06/2022	360	98	458	63.23	88.22	24.27	107.66	70.00
06/07/2022	317	102	419	67.27	88.70	25.60	109.27	59.32
06/08/2022	337	106	443	75.73	94.78	37.20	116.71	80.28
06/09/2022	341	118	459	72.40	92.44	34.58	117.40	85.04
06/10/2022	394	125	519	68.69	93.70	28.69	114.73	74.69
06/11/2022	359	116	475	67.06	87.21	25.61	111.23	69.93
06/12/2022	341	100	441	65.60	85.27	27.64	105.68	65.74
06/13/2022	326	96	422	67.76	90.39	27.58	113.16	72.99
06/14/2022	353	102	455	66.66	90.28	37.55	110.43	91.03
06/15/2022	364	103	467	72.83	95.86	29.39	121.42	81.80
06/16/2022	352	107	459	74.06	93.86	27.98	122.83	64.01
06/17/2022	347	118	465	69.58	93.11	30.84	114.69	88.80
06/18/2022	325	118	443	71.85	95.29	41.61	119.56	109.85
06/19/2022	342	82	424	67.36	83.95	35.48	106.63	91.32
06/20/2022	412	122	534	64.72	90.33	30.52	114.00	85.62
06/21/2022	379	158	537	64.67	88.62	31.50	108.88	83.71
06/22/2022	334	105	439	68.57	87.55	32.95	110.57	87.39
06/23/2022	336	106	442	72.65	93.99	28.70	119.83	76.90
06/24/2022	328	97	425	72.14	96.17	32.09	124.17	83.19
06/25/2022	346	106	452	68.83	91.40	28.90	114.39	71.05
06/26/2022	402	93	495	68.15	91.53	35.32	113.70	83.49
06/27/2022	319	101	420	65.18	84.82	26.76	105.80	59.67
06/28/2022	327	112	439	69.27	90.50	29.17	110.88	70.98
06/29/2022	290	107	397	71.62	91.42	33.53	114.20	94.21
06/30/2022	304	112	416	67.51	92.41	30.69	115.65	85.16

Calls By Date



Call Length (Average and P90)



Emergency Medical Services
Fire Commission Report – June 1 to June 30, 2022
ADC Sandra Tong

General Activities

On June 23, 2022, a Hybrid academy class of eleven H3L1 and four H3L2 members graduated. These 15 new members were put to work starting June 25, just in time for the many Pride events in the city, including the Pride Parade on the 26.

Many thanks to Homeland Security ADC Brown and EMS Captain Smith for their relentless planning in preparation for the Warriors Championship Parade, Pride Parade, and Fourth of July celebrations, all within a two-week period.

Special thanks to Section Chief of EMS Operations Tangherlini and Captain Smith who staffed the EMS command and SFFD-SFPD liaison functions, respectively, to coordinate the calls for assistance during both the Warriors and Pride parades.

- The Warriors event resulted in nearly 100 calls for service. With a last-minute recruitment for volunteers, Station 49 members responded to staff gators and ambulances, critically needed for this unexpected event.
- Station 49 members and City EMT 9910 interns staffed gators, ambulances, and the Mass Casualty Bus during the Pride parade. In addition, Dr. Chris Colwell, ZSFGH Chief of the Emergency Department, and EMSA Fellow, Dr. Courtney Shay volunteered to provide medical staffing for the bus.

**San Francisco Fire Department
Incident Distribution - Individuals Experiencing Homelessness (Last 6 Months)**

		No		Yes		Total
EMS6	2022/01	122	45%	152	55%	274
	2022/02	104	48%	114	52%	218
	2022/03	114	54%	98	46%	212
	2022/04	91	44%	115	56%	206
	2022/05	100	39%	154	61%	254
	2022/06	69	37%	120	63%	189
	2022/07					
Fire Incidents	2022/01			76		76
	2022/02			56		56
	2022/03			96		96
	2022/04			77		77
	2022/05			66		66
	2022/06			62		62
Medical Incidents	2022/01	5,288	79%	1,397	21%	6,685
	2022/02	4,692	80%	1,197	20%	5,889
	2022/03	4,930	79%	1,326	21%	6,256
	2022/04	4,938	79%	1,313	21%	6,251
	2022/05	5,562	78%	1,571	22%	7,133
	2022/06	5,352	78%	1,483	22%	6,835
	2022/07	4	50%	4	50%	8

Incident Distribution By Station Area -Individuals Experiencing Homelessness (Last 3 Months)

	2022/04			2022/05			2022/06		
	Medical Calls	Homelessness Related	%	Medical Calls	Homelessness Related	%	Medical Calls	Homelessness Related	%
01 - 935 Folsom St.	889	128	14.40	924	159	17.21	1,006	174	17.30
02 - 1340 Powell St.	185	15	8.11	185	18	9.73	205	22	10.73
03 - 1067 Post St.	1,291	196	15.18	1,508	216	14.32	1,409	184	13.06
04 - 449 Mission Rock	94	12	12.77	104	16	15.38	120	14	11.67
05 - 1301 Turk St.	352	63	17.90	353	54	15.30	362	52	14.36
06 - 135 Sanchez St.	390	48	12.31	417	71	17.03	440	66	15.00
07 - 2300 Folsom St.	516	84	16.28	558	95	17.03	562	96	17.08
08 - 36 Bluxome	244	42	17.21	257	35	13.62	243	42	17.28
09 - 2245 Jerrold Ave.	115	32	27.83	118	25	21.19	114	18	15.79
10 - 655 Presidio	207	28	13.53	229	36	15.72	196	15	7.65
11 - 3880 26th St.	285	51	17.89	279	57	20.43	290	55	18.97
12 - 1145 Stanyan St.	87	12	13.79	96	16	16.67	110	27	24.55
13 - 530 Sansome St.	342	68	19.88	332	62	18.67	353	67	18.98
14 - 551 26th Ave.	138	18	13.04	132	11	8.33	120	18	15.00
15 - 1000 Ocean Ave.	192	34	17.71	174	22	12.64	187	18	9.63
16 - 2251 Greenwich St.	199	30	15.08	234	34	14.53	236	34	14.41
17 - 1295 Shafter St.	309	32	10.36	332	41	12.35	358	33	9.22
18 - 1933 32nd Ave.	122	10	8.20	177	25	14.12	140	10	7.14
19 - 390 Buckingham Way	178	25	14.04	173	24	13.87	132	26	19.70
20 - 285 Olympia St.	47	1	2.13	42	3	7.14	34	4	11.76
21 - 1443 Grove St.	194	39	20.10	196	30	15.31	185	24	12.97
22 - 1290 16th Ave.	123	9	7.32	146	10	6.85	99	14	14.14
23 - 1348 45th Ave.	112	21	18.75	139	19	13.67	126	18	14.29
24 - 100 Hoffman St.	68	8	11.76	55	5	9.09	51	4	7.84
25 - 3305 3rd St.	91	13	14.29	86	9	10.47	110	16	14.55
26 - 80 Digby	44	5	11.36	66	4	6.06	51	8	15.69
28 - 1814 Stockton St.	216	22	10.19	260	38	14.62	238	30	12.61
29 - 299 Vermont St.	125	23	18.40	152	39	25.66	153	24	15.69

	2022/04			2022/05			2022/06		
	Medical Calls	Homelssnss Related	%	Medical Calls	Homelssnss Related	%	Medical Calls	Homelssnss Related	%
31 - 441 12th Ave.	209	36	17.22	236	43	18.22	205	31	15.12
32 - 194 Park St.	162	16	9.88	201	29	14.43	182	21	11.54
33 - 8 Capitol St.	146	17	11.64	152	12	7.89	146	6	4.11
34 - 499 41st Ave.	100	16	16.00	119	18	15.13	97	17	17.53
35 - Pier 22 1/2	194	37	19.07	230	50	21.74	243	49	20.16
36 - 109 Oak St.	773	168	21.73	880	192	21.82	870	185	21.26
37 - 798 Wisconsin St.	83	10	12.05	89	14	15.73	88	10	11.36
38 - 2150 California St.	233	16	6.87	234	18	7.69	200	18	9.00
39 - 1091 Portola Dr.	79	15	18.99	95	23	24.21	93	10	10.75
40 - 2155 18th Ave.	132	15	11.36	107	10	9.35	105	3	2.86
41 - 1325 Leavenworth St.	245	28	11.43	256	24	9.38	223	28	12.56
42 - 2430 San Bruno Ave.	148	13	8.78	152	12	7.89	158	8	5.06
43 - 720 Moscow St.	196	15	7.65	237	32	13.50	210	19	9.05
44 - 1298 Girard St.	145	8	5.52	170	15	8.82	131	5	3.82
48 - 800 Avenue I, TI	32	5	15.63	55	7	12.73	44	4	9.09
51 - 218 Lincoln Blvd	54	7	12.96	43	9	20.93	48	9	18.75

Community Paramedic Monthly Fire Commission Report

Program Overview

Program	Vulnerable Population	Launch Date	Full Implementation
EMS6	Frequent 911 users	January 31, 2016	
Street Crisis Response Team0	Community members in behavioral crisis	November 30, 2020	7 th team added May 28, 2022 (END on June 22, 2022)
Street Overdose Response Team	Overdose response	August 2, 2021	2 nd team added June 27, 2022
Street Wellness Response Team	Persons requiring a wellbeing check	January 24, 2022	2 nd through 5 th teams added June 27, 2022

Community Paramedicine (CP) Highlights

Emergency Medical Dispatch (EMD) of the Street Crisis Response Team began on June 22. EMD implementation was delayed for two days because of the preparation and staffing needs of the Warrior’s celebration parade. EMD implementation of the SCRT means that law enforcement is no longer dispatched to 800B calls. An 800B is a “report of a mentally disturbed person” that is nonviolent and not brandishing a weapon. There had been approximately 14,000 annual 800B calls, of which approximately 62% of which were already being handled by the Street Crisis Response Teams. With the cutover to EMD, 100% of these calls will now be handled by some combination of Street Crisis Response Team and/or EMS response, and thus fulfilling the intention of the program to replace law enforcement response to these incidents. The process has been closely monitored and the first week of data showed that all calls that were SCRT eligible received the SCRT, or as backup, the SWRT, within expected response times.

All funded Community Paramedicine programs were fully implemented on June 27. The target date for implementation had been Saturday, June 25, but it was delayed due to operational concerns related to the busy Pride weekend celebrations. As of June 27, there are a total of 14 community paramedicine street teams deployed in every 24-hour period, including 3 overnight teams and 24-hour supervisory coverage from community paramedicine trained EMS captains.

- 7 Street Crisis Response Teams (2 overnight)
- 5 Street Wellness Response Teams (1 overnight)
- 2 Street Overdose Response Teams

The Mayor’s Tenderloin Emergency Initiative, which enabled expedited hiring and contract signing and led to the creation of the Tenderloin Center and Tenderloin Joint Field Operations, ended on June 30. The Tenderloin Center, a drop-in center administered through the Department of Public Health (DPH), will continue operations until the end of the calendar year. Joint Field Operations (JFO), which offer shelter and treatment referrals to members of the public and clean the streets at priority locations in the Tenderloin, will also continue operations, but with overall management switching from the Department of Emergency Management to the City Planning Department. The JFO, vital to improving the health and vibrancy of city streets, is comprised of members from the Department of Homelessness and Supportive Housing (HSH), DPH, DPW, SFPD, and the SFFD, which provides two Acting EMS Captains trained in community paramedicine that serve as the JFO field commanders for daily operations.

EMS6 Report, 6/1/22 to 6/30/22

Total encounters:	353
Average encounters per day:	11

Average connection rate to resource: 60%
 Utilization change of top 20 utilizers engaged by EMS6 from the month before the operational period to current: -44%

Encounter Type	Previous	Current
Outreach	182	153
Consult	93	105
911 - EMS6 special call	63	49
911 - EMS6 self-assigned	36	23
Case Conference	10	15
911 - System	7	4
Conservator Show of Support	0	4
Total	391	353

Connections Made:

Resource	Referrals Offered	Connections Made	Connection Rate
Homeless Outreach Team	2	2	100%
Hummingbird	2	2	100%
Shelter - Long Term	1	1	100%
Sobering Center	44	36	82%
Social Services	8	5	63%
Psychiatric Services	6	3	50%
Shelter - Short Term	9	3	33%
Clinic	4	1	25%
Substance/Dual Diagnosis Treatment	9	1	11%
Joe Healy Detox	5	0	0%
Homeward Bound	0	0	0%
Navigation Center - Pathway to Housing	0	0	0%
Navigation Center - Time Limited	0	0	0%
	90	54	60%

Successes:

A 45-year-old individual experiencing homelessness that has resided in San Francisco for several years was released from prison in the first week of May. In May he utilized SFFD ambulances 40 times, often activating 911 himself after excessive alcohol consumption and asking for shelter. Community paramedics on EMS-6 began intensive engagement, outreaching to him on average twice per day for the months of May and June. He was offered shelter, withdrawal management treatment, and a referral to the Managed Alcohol Program, and he declined them all. By connecting him to family members and his parole officer, and by aggressively connecting him to the Sobering Center prior to a 911 activation, EMS-6 personnel have reduced his utilization in June by nearly 50%.

A 45-year-old individual experiencing homelessness that had **245** 911 activations in the previous 24 months, was successfully inducted into the Managed Alcohol Program with the coordination and support of EMS-6 personnel in the first week of June. Due to a chronic medical condition and

alcohol use disorder, he has had nearly daily ER visits for the last 12 months (35 visits in May). However, he has adjusted well at Site 42, is consistently taking his medication, attending doctor appointments, and has had only 2 ER visits in the month of June.

After persistent advocacy by EMS-6 personnel, a 39-year-old individual with mental illness was placed on a conservatorship in early June. This individual, who resided with family members that had declining ability to care for him, utilized SFFD ambulances 117 times in the previous 12 months. EMS-6 personnel engaged this individual on 20 occasions during the months of May and June and have been instrumental in organizing many case conferences with Adult Protective Services, an intensive case management team, multiple ER social workers, the individual’s family members, conservator’s office, primary care physician, and psychiatrists. This led to a 5150 hold in May, which became a 5250 hold, then temporary conservatorship, leading to permanent conservatorship. There have been no 911 activations in the month of June.

Street Crisis Response Team (SCRT) Report, 6/1/22 to 6/30/22

Total Calls for Service: 844
 Average Response Time: 19.35 minutes
 Average on Scene Time: 30.59 minutes

Disposition All Calls for Service

Non-ambulance transport to non-ED resource	64	7.6%
Remained in community	195	23.1%
Ambulance transport to ED	58	6.9%
Walked away	50	5.9%
Information exchange	11	1.3%
Unable to locate	406	48.1%
Other	60	7.1%
Total	844	100%

Disposition Engaged Individuals Only

Non-ambulance transport to non-ED resource	64	20.2%
Remained in community	195	61.5%
Ambulance transport to ED	58	18.3%
Total	317	100%

5150

Grave disability	3	25.0%
Self-harm	7	58.3%
Harm to others	2	16.7%
Total	12	100%

Police Presence on Scene

Police Requested Reason		Percent of total calls for service (844)
-------------------------	--	--

PD on scene prior to arrival	7	0.8%
SCRT special called by PD	12	1.4%
PD requested by SCRT	7	0.8%
Total Incidents with PD present on scene	26	3.0%

Assistance Provided by Police

Police Requested Reason		Percent of total calls for service (844)
Immediate danger to personnel or public	1	0.1%
Assist with Restraints	3	0.3%
Scene Management	6	0.7%
Total	10	1.1%

Successes:

A 72-year-old individual experiencing homelessness who, according to neighbors, has lived in the Hayes Valley neighborhood for 10 years, has been housed in a “Tiny Home.” There have been 36 SCRT responses in the previous 12 months, and neighbors, concerned about this person’s well-being, state he is often heard yelling, crying, and talking loudly both day and night. SCRT personnel realized that the individual has significant hearing loss and is unaware of how loud and disruptive he can be. Once the hearing loss was understood, members began communicating with pen and paper. This individual, who has a history of mental illness and substance use disorder, had not only been engaged by the Street Crisis Response Team, but by the follow-up team of the Office of Care Coordination, and case management. Uncomfortable in group settings, he had often declined congregate shelter, and once declined placement in a hotel. However, he has accepted a Tiny Home and is now off the street, and there have been no SCRT contacts since early May.

Street Overdose Response Team (SORT) Report, 6/1/22 to 6/30/22

Total Calls for Service:	157
Total Encounters:	80
Total encounters with confirmed OD:	49
Buprenorphine starts:	12
Clients that accepted harm reduction supplies:	34
Clients that accepted Project FRIEND Narcan Rescue Kit:	43

SORT Highlights:

Of the encounters with a confirmed opioid overdose, there have been 12 buprenorphine starts in the month of June. Considering that our members must accompany the individual to a medical provider, advocate for administration and a prescription, and then accompany the individual to a pharmacy, this is an admirable connection rate of 24%.

Progress continues on the California EMSA pilot program that will allow community paramedics themselves to carry and administer buprenorphine. SORT has written training guidelines for the pharmacists of Poison Control, who will provide 24 hour per day, 7 day per week medical direction

for the pilot. The pharmacists will have to be trained in these guidelines before operations begin. EMS' expectation is that once the community paramedics can administer buprenorphine in the field, connection rates to treatment will increase.

Street Wellness Response Team (SWRT) Report, 5/1/22 to 5/31/22

Total Encounters: 235

Average Encounters per 12-hour shift: 8

Call Origin

Type	Quantity	Percentage
Onview	218	92.8%
Self-assigned to 911 incident	17	7.2%
Total	235	

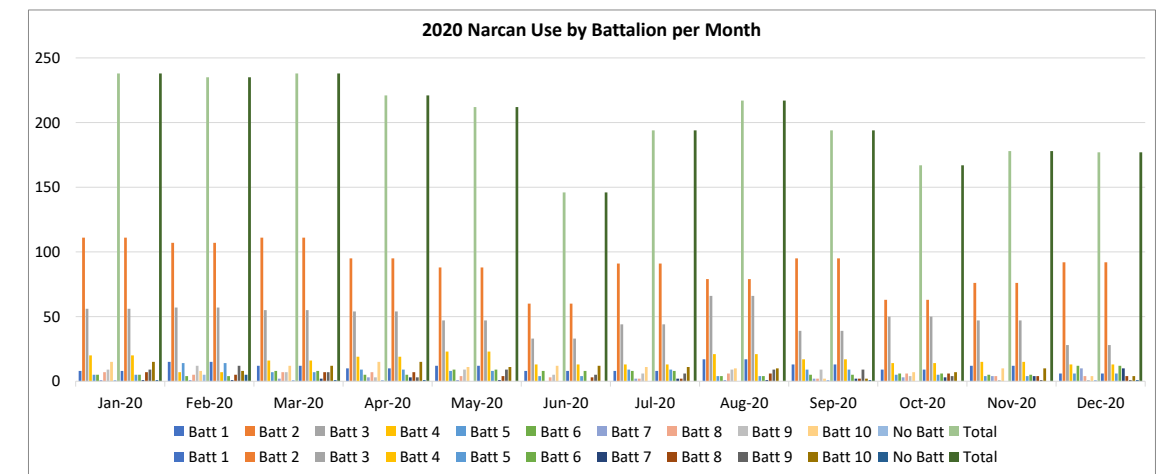
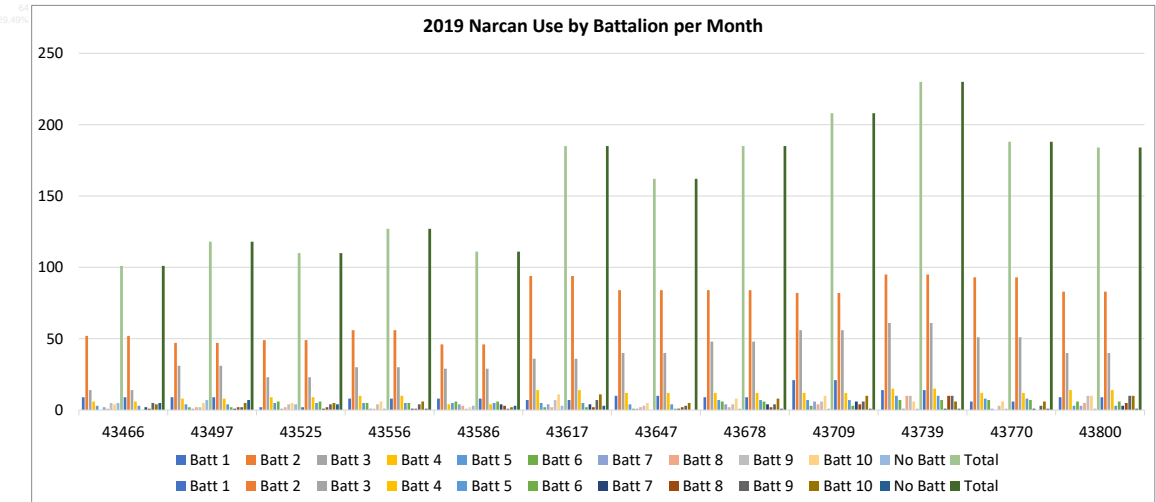
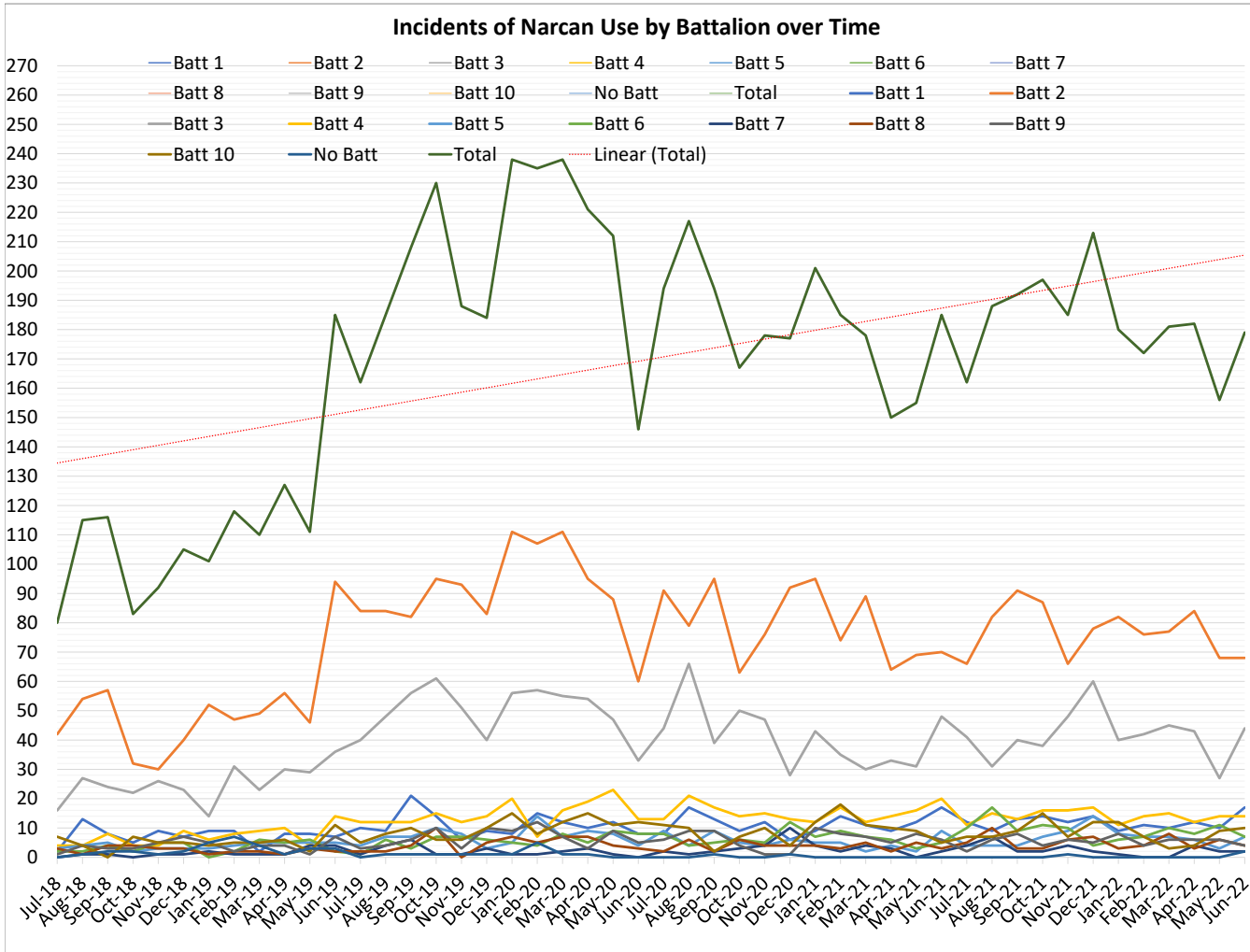
Disposition of Calls for Service

Remained in community	156	66.4%
Non-emergency transport	39	16.6%
Ambulance transport	11	4.7%
Unable to locate	2	0.9%
Other	27	11.5%
Total	235	

Destination of Non-Emergency Transport

Shelter	34	87.2%
Community Clinic	1	2.6%
Sobering Center	3	7.7%
Substance Use Treatment Program	1	2.6%
Urgent or Primary Care	0	0%
Total	39	

		Narcan Administration																																																				
		Jul-18	Aug-18	Sep-18	Oct-18	Nov-18	Dec-18	Jan-19	Feb-19	Mar-19	Apr-19	May-19	Jun-19	Jul-19	Aug-19	Sep-19	Oct-19	Nov-19	Dec-19	Jan-20	Feb-20	Mar-20	Apr-20	May-20	Jun-20	Jul-20	Aug-20	Sep-20	Oct-20	Nov-20	Dec-20	Jan-21	Feb-21	Mar-21	Apr-21	May-21	Jun-21	Jul-21	Aug-21	Sep-21	Oct-21	Nov-21	Dec-21	Jan-22	Feb-22	Mar-22	Apr-22	May-22	Jun-22					
Incidents	Batt 1	2	13	8	5	9	7	9	2	8	8	7	10	9	9	21	14	6	9	8	15	12	10	12	8	8	17	13	9	12	6	9	14	11	11	12	12	17	12	9	13	14	14	14	14	10	10	17	17	10	17			
	Batt 2	42	54	57	32	30	40	52	47	49	56	46	94	84	84	82	95	93	83	111	107	111	95	88	60	91	79	95	63	76	92	95	74	89	64	69	70	66	82	91	87	66	78	82	76	77	84	68	68					
	Batt 3	16	27	24	22	28	23	14	31	23	30	29	36	40	46	56	61	51	40	56	57	56	54	47	33	44	36	39	50	50	47	28	43	35	30	31	46	41	31	40	38	48	60	40	42	27	44							
	Batt 4	4	4	4	4	4	4	4	4	4	4	4	4	4	4	4	4	4	4	4	4	4	4	4	4	4	4	4	4	4	4	4	4	4	4	4	4	4	4	4	4	4	4	4	4	4	4	4	4	4				
	Batt 5	3	4	3	2	3	3	3	4	5	5	5	5	4	7	10	8	3	5	14	7	9	8	4	9	4	9	4	9	5	4	6	5	2	4	2	9	4	4	4	4	7	9	14	8	7	6	3	7					
	Batt 6	2	2	4	2	5	5	0	2	6	5	6	2	1	6	3	7	7	6	5	4	8	5	9	8	8	4	5	6	5	12	7	9	7	6	3	5	10	17	9	11	10	4	6	7	10	8	11	7					
	Batt 7	0	1	1	0	1	1	2	1	1	1	1	4	1	4	6	1	1	3	1	2	3	1	0	2	1	2	3	4	10	4	2	4	3	0	2	4	7	2	2	4	2	1	0	4	2	2	2						
	Batt 8	3	1	4	4	3	3	1	2	2	1	3	2	2	2	2	4	10	0	5	7	5	7	7	4	3	2	6	2	6	4	4	4	4	3	5	2	5	3	5	10	3	3	6	7	3	4	8	3	6	4			
	Batt 9	1	4	3	3	5	7	5	2	4	4	1	7	3	4	6	10	9	12	7	3	9	5	6	9	4	10	1	1	1	1	1	1	1	8	7	5	8	6	2	6	8	4	6	5	8	4	6	6	6	6	4		
	Batt 10	7	4	0	7	5	5	4	5	5	6	2	11	5	8	10	6	10	15	8	12	15	11	12	11	10	2	7	10	4	12	18	11	10	9	5	7	7	9	15	7	3	4	9	10	4	9	10	4	9	10			
	No Batt	0	1	2	2	1	2	5	7	4	1	3	0	1	1	1	1	1	1	1	1	1	1	1	1	1	1	1	1	1	1	1	1	1	1	1	1	1	1	1	1	1	1	1	1	1	1	1	1	1	1	1		
Total	80	115	116	83	92	105	101	118	110	127	111	185	162	185	208	230	230	188	184	238	235	238	221	212	146	194	217	194	167	178	177	201	185	178	150	155	185	162	188	192	197	185	213	180	172	181	182	156	179					
Experiencing Homelessness - YES	N/A	N/A	N/A	N/A	N/A	N/A	N/A	N/A	N/A	N/A	N/A	N/A	N/A	N/A	N/A	N/A	N/A	N/A	N/A	N/A	N/A	N/A	N/A	N/A	N/A	N/A	N/A	N/A	N/A	N/A	N/A	N/A	N/A	N/A	N/A	N/A	N/A	N/A	N/A	N/A	N/A	N/A	N/A	N/A	N/A	N/A	N/A	N/A	N/A	N/A	N/A	N/A		
% YES	N/A	N/A	N/A	N/A	N/A	N/A	N/A	N/A	N/A	N/A	N/A	N/A	N/A	N/A	N/A	N/A	N/A	N/A	N/A	N/A	N/A	N/A	N/A	N/A	N/A	N/A	N/A	N/A	N/A	N/A	N/A	N/A	N/A	N/A	N/A	N/A	N/A	N/A	N/A	N/A	N/A	N/A	N/A	N/A	N/A	N/A	N/A	N/A	N/A	N/A	N/A	N/A	N/A	
Experiencing Homelessness - NO	N/A	N/A	N/A	N/A	N/A	N/A	N/A	N/A	N/A	N/A	N/A	N/A	N/A	N/A	N/A	N/A	N/A	N/A	N/A	N/A	N/A	N/A	N/A	N/A	N/A	N/A	N/A	N/A	N/A	N/A	N/A	N/A	N/A	N/A	N/A	N/A	N/A	N/A	N/A	N/A	N/A	N/A	N/A	N/A	N/A	N/A	N/A	N/A	N/A	N/A	N/A	N/A	N/A	
% NO	N/A	N/A	N/A	N/A	N/A	N/A	N/A	N/A	N/A	N/A	N/A	N/A	N/A	N/A	N/A	N/A	N/A	N/A	N/A	N/A	N/A	N/A	N/A	N/A	N/A	N/A	N/A	N/A	N/A	N/A	N/A	N/A	N/A	N/A	N/A	N/A	N/A	N/A	N/A	N/A	N/A	N/A	N/A	N/A	N/A	N/A	N/A	N/A	N/A	N/A	N/A	N/A	N/A	
Unknown	N/A	N/A	N/A	N/A	N/A	N/A	N/A	N/A	N/A	N/A	N/A	N/A	N/A	N/A	N/A	N/A	N/A	N/A	N/A	N/A	N/A	N/A	N/A	N/A	N/A	N/A	N/A	N/A	N/A	N/A	N/A	N/A	N/A	N/A	N/A	N/A	N/A	N/A	N/A	N/A	N/A	N/A	N/A	N/A	N/A	N/A	N/A	N/A	N/A	N/A	N/A	N/A	N/A	
% Unknown	N/A	N/A	N/A	N/A	N/A	N/A	N/A	N/A	N/A	N/A	N/A	N/A	N/A	N/A	N/A	N/A	N/A	N/A	N/A	N/A	N/A	N/A	N/A	N/A	N/A	N/A	N/A	N/A	N/A	N/A	N/A	N/A	N/A	N/A	N/A	N/A	N/A	N/A	N/A	N/A	N/A	N/A	N/A	N/A	N/A	N/A	N/A	N/A	N/A	N/A	N/A	N/A	N/A	N/A
Identifiable Home Address - NO	49	66	69	45	53	64	59	72	69	81	58	119	105	117	139	147	122	122	147	146	146	151	144	91	120	113	N/A	N/A	N/A	N/A	N/A	N/A	N/A	N/A	N/A	N/A	N/A	N/A	N/A	N/A	N/A	N/A	N/A	N/A	N/A	N/A	N/A	N/A	N/A	N/A	N/A	N/A	N/A	
% NO	61.25%	57.39%	59.48%	54.22%	57.61%	60.95%	58.42%	61.02%	62.73%	63.78%	52.25%	64.32%	63.24%	66.83%	63.91%	64.89%	66.30%	61.02%	62.13%	61.34%	68.33%	67.92%	62.33%	61.86%	5.99%	N/A	N/A	N/A	N/A	N/A	N/A	N/A	N/A	N/A	N/A	N/A	N/A	N/A	N/A	N/A	N/A	N/A	N/A	N/A	N/A	N/A	N/A	N/A	N/A	N/A	N/A	N/A		
Identifiable Home Address - YES	31	49	47	38	39	41	42	46	41	46	53	80	80	80	80	80	80	80	80	80	80	80	80	80	80	80	80	80	80	80	80	80	80	80	80	80	80	80	80	80	80	80	80	80	80	80	80	80	80	80	80	80		
% YES	38.75%	42.61%	40.52%	45.78%	42.39%	39.05%	41.58%	38.98%	37.27%	36.22%	47.75%	35.68%	35.19%	36.76%	33.17%	36.09%	35.11%	33.70%	38.24%	41.28%	38.66%	31.67%	31.60%	37.67%	38.14%	5.07%	N/A	N/A	N/A	N/A	N/A	N/A	N/A	N/A	N/A	N/A	N/A	N/A	N/A	N/A	N/A	N/A	N/A	N/A	N/A	N/A	N/A	N/A	N/A	N/A	N/A	N/A	N/A	N/A



The background of the slide features a large, semi-transparent seal of the U.S. Department of Justice, Bureau of Fire Prevention and Investigation. The seal is circular and contains an eagle with spread wings at the top. Below the eagle is a shield with a landscape scene. On either side of the shield are two figures: a man in a hat and a man in a uniform. At the bottom of the seal is a banner with the text "EN GUERRA" and "ORO EN PAZ FIERRO". The seal is rendered in a light blue and white color scheme, set against a dark grey background with a red laurel wreath border.

Deputy Chief of Operations
Robert Postel

Report to the Commission

Bureau of Fire Prevention
and Investigation

Division of Fire Prevention and Investigation
 Division Update – June 1 to June 30, 2022
Fire Marshal Kenneth Cofflin

San Francisco Fire Department
 Division of Fire Prevention and Investigation
 Acronyms/Abbreviations/Terms

Term / Acronym	Definition
BFP	Bureau of Fire Prevention
AFM	Assistant Fire Marshal
NOV	Notice of Violation
DPH	Dept. of Public Health
DPW	Dept. of Public Works
DBI	Dept. of Building Inspection
ACE	Accelerated Code Enforcement
FEP	Facility Emergency Plan (High-Rise Bldg.)
EVAC	Evacuation Plan
DSS	Depot. Of Social Services
SRO	Single Room Occupancy
R-2	Residential Building (Apts. or Condos, 3+ units)
ERRCS	Emergency Responder Radio Coverage System
R1/R2 Inspection	Residential Building Inspection Program
CN	Canceled
OR	Order of Recission (rescind the order to Abate)
ADU	Accessory Dwelling Unit
TASC	Transportation Advisory Safety Committee
OTC	Over The Counter

BFP Head Quarters Update: High-Rise, Schools, Residential Care Facilities, Fire Complaints, Community Outreach, Training- AFM Bowden
 Facilities, Fire Complaints, Community Outreach, Training – A/AFM Tse

Inspections Completed June 2022:

Types of Inspection /Activity	Number	Hours
NOV	120	92.4
Complaints	249	157.6
Referrals (DPH Non-Haz., DPW)	51	28.6
Referrals (DPH Haz., EC)	1	0.5
Referrals (SFPD)	15	11.3
DBI	624	595.8
Fire Alarm Inspection		
Greater Alarm Inspection		
Permit Annual	256	161.0
Permit Approvals	69	54.8
Permit Follow-Up	1	1.0
Port Annual Inspection	11	10.5
Port Permit Annuals		

Types of Inspection /Activity	Number	Hours
Port Permit Approvals	7	9.5
Port Pipeline Permits	4	3.5
Event Plan Review (Non-DBI)	3	2.5
Place of Assembly Detail	2	15.0
Administrative Citation		
Hearing Re-Inspection	39	36.3
City Attorney Referral/ACE		
Order to Abate Re-inspection		
High-Rise Annuals	59	149.3
High-Rise Follow-Up		
FEP Review, EVAC Plan Review & High-Rise Report Writing	6	15.0
School Annuals		
School Inspection Follow-Up		
Day Care		
DPH-CCSF (Aids Clinic, Mental Health)		
DSS (Community Care Licensing, Alcohol/Drugs)		
Onsite Consultation	21	24.3
OSHPOD Referral		
Other Referrals (Dept. of Corrections, Community Behavioral Health Services, Licensing)	1	4.0
Public Education/Community Outreach		
Sprinkler Ordinance		
Airport Fit Test	1	1.5
Airport Truck Fueler Hydrant Inspection		
ERRCS Upgrade		
Shared Spaces (Temporary)	2	2.3
Fire Clearance Request	17	18.7
Follow-Up Inspection	25	21.3
Initial Inspection	3	3.0
Re-Inspection (No Fee)		
SRO Fire Prevention Workshop		
Tank Installation		
UL Certification		
Traccess Installation/Maintenance	10	7.5
Total	1597	1427.2

Annual High-Rise Inspections

Total Annual High-Rise Inspections	637
Completed	633
Open	4
Pending	0
% Completed 06/30/2022	100%
% Target Completion (8.3% per month) Fiscal year	100%

Annual Port Inspections

Total Annual Permit Inspections	105
Completed	89
Open	16
Pending	0
% Completed (by 4/26/22)	100%
% Target Completion	100%

Annual School Inspections

Total Annual School Inspections	251
Completed	251
Open	0
Pending	0
% Completed by 1/28/22	100%
% Target Completion by Dec. 2021	100%

Fire Complaints:

Total Overall Open Complaints (as of June 29, 2022):	1080
Overall Open Complaints (R2 Inspections):	475
Overall Open Complaints (Other Sources):	605
Total Number of Complaints Received (June 29, 2022):	308
Total Number of Complaints Received Through R2 Inspections:	154
Total Number of complaints Received Through Other Sources:	154
Total Number of Complaints Closed (June 29, 2022):	302
Number of Complaints Closed (R2 Inspections):	148
Number of Complaints Closed (Other Sources):	154

Closed Complaints by Disposition (June 2022):

	CC	CI	DC	NA	NJ	NM	PM	RB	RE	RP	VI	Total
2022/06	118		11	2	1	97		1	1		71	302
2022/05	206		16	1	1	92		5	1		89	411
2022/04	123		2	7		57		4	1		65	259
2022/03	182		15	1	2	53		5	4		61	323
2022/02	166	1	3	1		73		2			57	303
2022/01	114		9		1	39		1			60	224
2021/12	131		17	1		53		3		1	108	314
2021/11	138		11	2		61		1			162	375
2021/10	122		2			61		1	1		112	299
2021/09	64		2	1		33		1			100	201
2021/08	61		11			31	1		18		81	203
2021/07	95		7	1	2	40		1	1		78	225
2021/06	60		2		3	23		4	4		80	176
2021/05	49		1			15					72	137
2021/04	93		2		1	26		1	2		217	342
2021/03	108		5		1	37		1	1		68	221
2021/02	78		8		1	40		3	2		86	218

CC: Condition Corrected; DC: Duplicate Complaint; NA: Non-Applicable; NJ: No Jurisdiction; NM: No Merit; PM: Night-Time Inspection; RB: Referred to DBI; RE: Referred to EID; RP: Referred to DPH; VI: NOV Issued

Total Number of Complaint ITEMS (June 2022): 270
 Total Number of Complaint ITEMS Open (June 2022): 81
 Total Number of Complaint ITEMS Closed (June 2022): 189

Types of Complaints Items (June 2022):

Description of Complaint	Open	Closed	Total
Alarm Systems	71	110	181
Blocked Exits	20	33	53
Combustible Materials	2	8	10
Electrical Systems	3	2	5
Elevators Not Working	2	1	3
Exit Maintenance	11	21	32
Extinguishers	44	65	109
Fire Escape	5	11	16
General Hazardous Materials	4	8	12
Hoarding		2	2
Illegal Occupancy	2		2
Multiple Fire Code Violations	3	36	39
Open Vacant Building		2	2
Operating Without A Permit	2	2	4
Overcrowded Place Of Assembly			
Refused Hood + Duct Service			
Roof Access		2	2
Shared Spaces	12	8	20
Sprinkler/Standpipe Systems	38	49	87
Street Numbering	8	7	15
UL Cert Verification		1	1
Unapproved Place Of Assembly			
Uncategorized Complaint	12	15	27
Unlicensed Auto Repair			
Weeds And Grass	2	12	14
Total	241	395	636

Number of Open Violations (NOV) Before June 30, 2022: 540
 New Violations issued until May 27, 2022: 69
 Violations resolved during as of May 27,2022: 100
 NOVs as of 6/30/2022: 509
 Open High-Rise NOVs: 168
 Pending High-Rise NOVs: 81
 Open School NOVs: 36
 Pending School NOVs: 6

Open Notice of Violations:

Date	1 st Day of Month	New	Abated	End of Month
6/29/2022	540	69	100	509
6/14/2022	519	47	52	514
5/27/2022	509	81	100	490
5/13/2022	502	45	61	486
4/13/2022	487	32	44	475
3/24/2022	513	45	94	464
2/28/2022	552	53	138	467
1/27/2022	593	50	135	508
12/30/2021	583	98	144	537
11/30/2021	593	131	191	533
10/31/2021	638	96	199	535

Administrative Hearings:

Hearing Date	Violation ID	Decision	Status	Comments
6/9/2022	2102-0033	CN	O	42-Day Continuance
6/9/2022	2107-0030	CN	O	70-Day Continuance
6/9/2022	2109-0140	CN	O	42-Day Continuance
6/9/2022	2110-0338	OR	C	-
6/23/2022	2111-0421	OR	C	-
6/23/2022	2201-0104	OR	C	-
6/23/2022	2104-0161	OR	C	-
6/23/2022	2111-0237	CN	O	42-Day Continuance
6/23/2022	2203-0073	OR	C	-
6/23/2022	2111-0423	OR	C	-
6/23/2022	2110-0296	OR	C	-
6/23/2022	2110-0556	OR	C	-
6/23/2022	2111-0383	OR	C	-
6/23/2022	2112-0178	OR	C	-
No. of Hearings	Orders of Recissions	Cases Continued	Order to Abate	Order to Vacate
2	10	4	0	0

Sunshine/Public Record Requests 2021

	NEXT REQUEST	NON-NEXT REQUEST	TOTAL
MONTH	# Requests	# Requests	
January	44	3	47
February	75	1	76
March	82	5	87
April	57	2	59
May	67	3	70
June	67	2	69
Total	392	16	408

Community Outreach Education Events

Date	Event Name	Address	Number of Community Contacts	Number of Volunteers
6/7/22	Operation Genesis Youth Academy	SFFD T. I. Training Facility	25	0
6/8/22	Bernal Heights Community Safety Meeting	Zoom	30	0
6/11/22	SOMA Summer Safety Fair	Victoria M. Draves Park	200	0
6/17/22	Fire Safety Workshop	Chinatown Community Development Center	30	0
6/18/22	Fire Safety Workshop	Chinatown Community Development Center	600	0
6/25/22 to 6/26/22	SF Pride Celebration 2022	Fillmore St., btw. Turk & Eddy St.	400K	3 (per day)
6/29/22	SF Pride Celebration 2022	133 Shipley St.	100	0

Permit Application (June 2022)

Total Permits Issued	285
Number of Operational Permits	30
Number of Temporary Permits	255

Types of Operational Permits Issued (June 2022)

Operational Permit Description	Number
Aboveground Stationary Tank, Storage & Use	2
Application of Flammable/Combustible Finishes	
Battery System, Storage & Use	1
Cannabis & Plant Extraction System	
Combustible Dust-Producing Operations	1
Combustible Materials, Miscellaneous, Storage, Handling	
Compressed Gas, Fueling Station, Operation	
Compressed Gas, Storage, Use, & Handling	1
Cryogenic Fluids, Storage & Use	
Dry Cleaning Plant, Operation	
Firefighter Air System, Maintenance, Testing	
Flammable/Combustible Liquid, Portable Containers	1
Flammable/Combustible Finishes, Spray Painting Application	2
Fruit & Crop Ripening Operation	
Hazardous Materials, Store, Transport, Dispense, Use, Handle	
High-Piled Storage	
Hot work Operations, Welder, Cut, Grind, Braze, Solder	6
Hot Work Operations, Jeweler, Grind, Braze, Solder	
Hot Work Operations, Roofer, Open Flame Device, Conduct	
Industrial Oven, Baking/Drying Operation	
Limited Application of Flammable/Combustible Finishes	
Liquefied Petroleum Gas, Mobile Caterer (Food Truck)	3
Liquefied Petroleum Gas, Portable Cylinders	2
Liquefied Petroleum Gas, Roofer, Storage, Use	

Operational Permit Description	Number
Liquefied Petroleum Gas, Tank, Storage, Use	
Mobile Fuel Dispensing	
Mobile Fuel Dispensing Location	1
Motor Fuel Facility, Operation	
Motor Fuel Facility, Self-Service, Operation	
Open Flame (Sternos, Candles, BBQ)	
Place of Assembly Operation	6
Refrigeration Equipment Operation	1
Tires, Scrap/Tire Byproducts, Storage	
Underground Stationary Tank, Storage & Use	1
Vehicle Repair Garage, Major	1
Vehicle Repair Garage, Minor	1
Waste Handling, Operation	
Total	30

Total Permit Annual Inspections

Total Annual Permit Inspections	3237
Completed	2213
Open	742
Pending	256
Pending Mobile/Citywide Pending (No Fixed Address)	26
% Completed by May 27, 2022	92.0%
% Target Completion	100%

Permit Annual Inspections by Section (Permit)

Total Annual Permit Inspections	2302
Completed	1326
Open	726
Pending	250
% Completed	89.1%
% Target Completion	100%

Permit Annual Inspections by Section (High-Rise):

Total Annual Permit Inspections	804
Completed	798
Open	0
Pending	6
% Completed	93.3%
% Target Completion	100%

Permit Annual Inspections (Business):

Total Annual Permit Inspections	108
Completed	91
Open	17
Pending	0
% Completed	100%
% Target Completion	100%

Permit Annual Inspections by Section (Port):

Total Annual Permit Inspections	104
Completed	92
Open	12
Pending	0
% Completed	100%
% Target Completion	100%

Upcoming/Pending COE Events

Date/Time	Event
7/8/2022	Family Connections Center Fire Safety In The Home Workshop
7/10/2022	Sunday Streets Mission
7/14/2022	FSIH Workshop: 999 Pacific Avenue
8/2/2022	National Night Out
8/5/2022 – 8/7/2022	Outside Lands
8/6/2022 – 8/7/2022	Nihonmachi Festival
8/21/2022	Sunday Streets SOMA
8/27/2022 – 8/29/2022	Autumn Moon Festival
9/18/2022	Sunday Streets Western Addition
10/2/2022	Castro Street Fair
10/7/2022 – 10/9/2022	Fleet Week
10/16/2022	Phoenix Day
10/3/2022 – 10/9/2022	Fire Prevention Week
Pending	FSIH Workshop at Jelani Family Residential Step-Down
Pending	FSIH Workshop at Mercy Housing

		YTD 07/01/2021 To 06/29/2022			05/28/2022 To 06/29/2022		
		Count	Property Loss	Contents Loss	Count	Property Loss	Contents Loss
STRUCTURE FIRES	ACCIDENTAL	24	\$11,010,500	\$1,875,150	2	\$120,000	\$25,000
	INCENDIARY	44	\$2,971,600	\$598,695	5	\$113,000	\$50,000
	UNDER INVESTIGATION	6	\$2,161,500	\$340,000	3	\$560,000	\$150,000
	UNDETERMINED	29	\$8,783,901	\$3,374,600	1	\$20,000	\$5,000
STRUCTURE FIRES TOTAL		103	\$24,927,501	\$6,188,445	11	\$813,000	\$230,000
VEHICLE FIRES	ACCIDENTAL	4	\$329,867	\$25,000	0		
	INCENDIARY	52	\$486,400	\$1,000	7	\$49,129	
	N/A	1			1		
	UNDER INVESTIGATION	5	\$29,300	\$500	1	\$1,800	
	UNDETERMINED	44	\$349,932		5	\$46,662	
VEHICLE FIRES TOTAL		106	\$1,195,499	\$26,500	14	\$97,591	
OTHER INCIDENTS		122	\$986,112	\$109,290	14	\$349,200	\$52,100
STRUCTURE FIRES	COMMERCIAL	40	\$6,026,500	\$1,935,800	1	\$100,000	\$50,000
	RESIDENTIAL	63	\$18,891,400	\$4,252,645	10	\$713,000	\$180,000
STRUCTURE FIRES TOTAL		103	\$24,917,900	\$6,188,445	11	\$813,000	\$230,000
GREATER ALARMS	2ND ALARMS	7			0		
	3RD ALARMS	3			0		
	4TH ALARMS	0			0		
	5TH ALARMS	0			0		
GREATER ALARMS TOTAL		10			0		
OTHER	ARRESTS	40			4		
	DEATHS	5			0		
	INJURIES	39			2		
	JUVENILE FIRE SETTERS	0			0		
	SUBPOENAS REQUESTED	301			35		

Plan Check and Operational Permits: Assistant Fire Marshal Harold
Fire Plan Check Section Update:

	June '22	May '22
Permit applications submitted (permits approved):	845 (738)	850 (766)
Summary:		
Total Plans in Fire Review Report:	944	888
No. of Plans reviewed but awaiting responses ("ON HOLD"):	799	780
No. of Plans waiting for review:	145	125
Water flow/ Record Analysis	53/26	70/24

Plan Check (June 2022)

Types of Inspection/Activity	Number	Hours
Plan Check Pre-App Meeting	30	64.0
Plan Check Preliminary/Consultation	22	25.0
Plan Check Review – DBI Referral		
Plan Check Public Assembly		
Plan Review	666	870.5
Plan Review/OTC	220	136.3

Plan Review Re-Check	70	92.5
Water Flow Street Test	11	25.8
Water System Flow Test	36	60.9
Total	1055	1275

Large Community Development Projects, ADU, SFO: AFM Russell

The horizontal design review includes review of street maps and site plans for Fire Department vehicle access (to project site), access to water supplies (LPWSS), and building access.

Community Development: Vertical & Horizontal Design. Mayor’s Office of Housing and Community Development (MOHCD) and 100% Affordable Housing- June 2022

- **2016 0212 9567-** Arch - 899 La Salle-Plans Approved
- **2016 0217 9819 S3-**Fire sprinkler Fire Protection Addendum 3-869 LA Salle-Plans Approved
- **2019 1223 0270 S9-** Fire sprinkler revisions-921 Howard St-Plans Approved
- **2019 1213 9567-** C2.3- 1 Ave of the Palms – Comments submitted
- **2019 0501 9456 S8-** Addendum Documentation-1629 Market-Plans Approved
- **2019 1008 3908 S3-** ARCH + MEP REV1-151 Friedell Street-Comments submitted
- **2021 0316 6613 S2(-Intake priority)-** 400 China Basin St-Plans Approved
- **2019 1008 3919-** ADD3-351 Friedell St-Comments Submitted
- Treasure Island - Gas Reg Station TI- hydrant (re)locations Approved
- Tentative Map for **PID 11177_APN3180/190_ (17LS/626/MU/NC)-11 FRIDA KAHLO WAY** Balboa Reservoir-Comments submitted
- Revised fire access plans for 598 Brannan-Comments submitted
- **2019 0517 0923-** 3 signal Rd Permit Drawings-YBI Building 17a/b-Comments Submitted
- **2019 0103 9599-** ADD 10, Steel stairs-1 Brady St-Plans Approved
- **2021 0323 7113 S4-**200 Randolph- comments submitted
- **2021 0706 3834 S4-**200 Randolph- comments submitted
- **2021 0706 3835 S4-**200 Randolph- comments submitted
- **2019 1114 7293 S2-**78 Haight-Plans Approved
- **2021 0331 7637 R4-**730 Stanyan-Plans Approved
- **2021 0326 7409 S1 R1-**160 Hahn-Comments Submitted
- **2018 0703 3677-S4-** Fire Alarm + 2-Way ECS-2340 San Jose Ave-Plans Approved
- **2019 0103 9599-S6-**1 Brady St- Rev3 Plans Approved
- **2019 0319 5605-S6-** Fire Alarm + 2-Way ECS-4840 Mission St-Reviewing Plans
- **2019 0103 9599-S12-** Exterior Building Maintenance-1 Brady St-Approval Pending
- **2019 1216 9619-S3-** Arch/MEP-1 Avenue of the Palms – Bldg. C-2.4-Comments submitted
- **202009305561** - 4200 Geary - Addendum 3 fire sprinkler plans have been reviewed.
- **2021-0426-9364 S3** - 11 Innes - MEP have been reviewed by SFFD.
- **201901039599** - 1 Brady St. - REVIEW Window Wall Addendum # 11 Rev 2. Approved.
- **202106031549 Add 3** Arch/MEP for Building B. - 1501 Sunnydale Av. - has been reviewed by SFFD. SFFD Comments submitted.
- Community Developments, Horizontal Design, SFFD Requested to reevaluate Fire Flow Demand for US Coast Guard, SFFD Comments submitted.
- **2021-0811-6257** - for 52 Kirkwood Building 4 - revision 5 has been reviewed by SFFD. SFFD Comments submitted in Bluebeam.
- **201912139581 Add 4 Rev 2** - 1 Avenue of the Palms - has been approved by SFFD.

- **202010196871 Add 3** Arch permit - 600 7TH St. - has been reviewed by SFFD. SFFD Comments have been submitted in Bluebeam.
- 201901039599 Add 7 – 1 Brady St. – has been approved by SFFD.
- **201912099009 Add 5** - 1360 43rd Av. - sprinkler plans have been reviewed by SFFD. SFFD Comments submitted in Bluebeam.
- **2019-0319-5605-S6** - Fire Alarm + 2-Way ECS, - 4840 Mission St. - Reviewed Revision #2. Not approved.
- **2019-0103-9599-S12** - 1 Brady St. - Exterior Building Maintenance, revision#1 approved.
- **2019-1216-9619-S3** - Arch/MEP, 1 Avenue of the Palms – Bldg. C-2.4. Hold pending response/revision.
- **2019-1114-7293-S4**, Fire Sprinkler, Standpipe, & Fire Pump - 78 Haight St. Not approved, comments issued via BB.
- **2022-0614-6316**, Fire Sprinkler - 38 Meadow Drive. Not approved, comments issued via BB.

Accessory Dwelling Units (ADU) and Unit Legalization

- Total Accessory Dwelling Units (ADU) reviewed and approved - 24 units
- Reviewed and sent comments of Accessory Dwelling Units (ADU) and Unit Legalization plans – 22 units

Pre-Application Meetings

- Attended 5 pre-applications meetings

Port, Districts, Fire Investigation, TASC: AFM Law

Port of San Francisco

INSPECTIONS		
Inspection Type	Number	Hours
Initial	2	2
Follow-Up	3	3
Re-Inspection (No Fee)		
DBI Inspection	13	14.5
DPH Referral – Non HazMat	8	8
Onsite Consultation	13	13.5
Complaint		
Notice of Violation (NOV)	1	1
Operational Permit Approval		
Port Permits (Construction)	6	7.5
Permit Approval Inspection	7	8
Port Annuals (Property)	8	7.5
Permit Annuals (Business)	26	28
Shared Spaces	17	17
Pipeline Applications	1	1
TRACcess Installation/Maintenance		
Total	105	111

Port Plan Review

Plan Review Activity	Number	Hours
Plan Check Meeting (Pre-App Meeting)	3	3.5
Plan Check Preliminary Meeting/Consultation	19	21.5
Plan Review	31	57
Plan Review/OTC		

Plan Review/Re-Check	39	51
Plan Review Training		
Total	92	133

SFMTA - TASC, SDAT, DPW, BART, MUNI, Cruise and SFFD Fire Access

SFMTA: TASC (Transportation Advisory Safety Committee)

- All streetscape modification proposals impacting Fire Access reviewed bi-monthly. COVID-19 TASC review for Street Closures for Food Banks, Covid-19 Testing, Vaccination Sites, Shared Spaces and Safe Sleeping Sites.

SDAT (Street Design Advisory Team)

- Weekly meetings with SF Planning Department and City Agencies to review and provide comments on streetscape plans/proposals for building/ development projects.

DPW

- SFFD received 1 request(s) from DPW for SFFD plan review to provide comments on developer/contractor project requests that include street/sidewalk legislation, and street encroachment permits. SFFD conducts plan review to ensure SFFD apparatus has fire access to buildings, hydrants, fire department connections, fire escapes, etc.

BART/MUNI

- SFFD Liaison to BART/MUNI for Fire and Life Safety Annual Inspections. Continuing to work with the SFFD Transit Committee, the SFMTA Central Subway.

Cruise

- SFFD Liaison to the implementation of Autonomous Vehicles in San Francisco. Working with the Mayor’s Office of Transportation and other City Agencies regarding training, minimum requirements prior to fully activating Autonomous vehicles. Cruise is currently producing a series of training videos in conjunction with SFFD Division of Training. These videos have been completed and have been released to Division of Training.

SFFD

- Contact Fire Stations regarding Traffic Calming devices in their response area. Work with SFPD, DPW, SF Parks and Rec and the Presidio regarding the SFMTA Slow Streets and Shared Spaces ensuring Fire Access. Communicate and collaborate with the FDOC, SFPD, and SFFD units in the Field. Also, sending temporary street closures (ISCOTT) to Fire Administration Lieutenants for Distribution to the field. Communicate and collaborate with the FDOC, SFPD, and SFFD units in the Field. Also, sending temporary street closures (ISCOTT) to Fire Administration Lieutenants for Distribution to the field.

SFMTA TASC VIRTUAL MEETINGS

June 9 and 23, 2022

Type of Street Modification that Impacts Fire Access	SFFD Approval	SFFD Objection	Objection but Resolved	Held for later Hearing
Bike Share Stations	2	0	N/A	N/A
Bicycle Lanes, Class II	0	0	N/A	N/A
Bicycle Lanes, Class III	0	0	N/A	N/A
Bicycle Lanes, Class IV	1	1	N/A	N/A
Raised Crosswalk	2	1	N/A	N/A
Sidewalk Widening	2	0	N/A	N/A
Speed Humps	0	0	N/A	N/A

Speed Cushions	1	1	N/A	N/A
Speed Table	0	0	N/A	N/A
Traffic Circle	0	1	N/A	N/A
Various Locations Citywide – Speed Cushions	0	17	N/A	N/A
Various Locations Citywide– Speed Humps	0	1	N/A	N/A
13th St Safety Project Duboce btw Valencia & Mission- 13th St btw Mission & Harrison	1	0	N/A	N/A
Battery/Sansome QB Battery St btw market & Vallejo	0	1	N/A	N/A
Lake St Slow Street Lake St btw Arguello & 25th Ave	0	1	N/A	N/A
Oakdale Ave Oakdale btw Mendell & Lane St	1	0	N/A	N/A
Barneveld Ave Traffic Circle Barneveld @ Loomis & McKinnon	0	1	N/A	N/A

SFMTA COVID-19 TASC Projects

- Safe Sleeping Sites
 - District Inspections
- COVID-19 testing/vaccination sites
 - Walk up and drive through
- Slow Streets
 - Golden Gate, Sanchez, Lake, & Shotwell Streets approved as slow street extensions with the condition that they can be removed by SFMTA upon consultation with Fire Marshal
- Shared Spaces for parklets and street/alley closure requests
 - Lieutenant Sy is the lead with Postings/ Enforcement through task force coordination with DPW and SFMTA. Inspector Wong assists.
- Tenderloin Activations
 - Play Streets
 - Shared streets, road closures, and lane reduction
 - Parking protected bike lanes
- Various Locations Citywide – Speed Humps – **On Hold.** Current SFFD Policy to not approve any more speed humps while Third Party Report on increased SFFD Emergency Response Times is completed **and** the Fire Department has an opportunity to determine next steps to address this issue.
- Various School Locations Citywide – Speed Cushions – **On Hold. On Hold.** All traffic calming measures on hold as we await the results of the 3rd party study.
- 13th Street Safety project-**Approved.** Establish Class IV bike lane, sidewalk widening, left lane must turn, no turn on red, raised crosswalk, parking, etc.

- Oakdale Avenue, between Mendell Street and Lane Street - **Approved.** Speed cushions and raised crosswalks.
- Battery/Sansome Quick Build-**On Hold.** All traffic calming measures on hold as we await the results of the 3rd party study.
- Lake Street Permanent Slow Street-**On Hold.** All traffic calming measures on hold as we await the results of the 3rd party study.
- Barneveld Traffic Circle- On Hold. Project need further review.
- 100 Golden Gate St. – After multiple site visits, forwarded to SFMTA Site Plan Drawing with Specific Mark Ups for SFFD requirements. Current Status – SFMTA awaiting direction from the Mayor’s Office.

Fire Investigation (Arson Unit)

The number of Open/Active Fire Investigation Reports for May 2022 is 66. The reports include the following types of fires:

- 25 Structure Fires
- 34 Vehicle Fires
- 20 Outside Fires
- 0 Other

The background of the slide features a large, semi-transparent seal of the U.S. Army Corps of Engineers. The seal is circular and contains an eagle with spread wings at the top, a shield in the center, and two figures (a soldier and a sailor) on either side. The shield depicts a landscape with a bridge and a ship. At the bottom, a banner reads "EN GUERRA ORO EN PAZ FIERRO". The text "U.S. ARMY CORPS OF ENGINEERS" is visible around the perimeter of the seal.

Deputy Chief of Operations
Robert Postel
Report to the Commission

Airport Division

SFFD Airport Division Recent Activities

Division Update June 1 to June 30, 2022

ADC David Brown/ADC Patrick D'Arcy

- Participated in joint Red Cap Training Exercise with Emergency Planning
- Alert 2 & 3 Discussion with Larry Mares, SFIA Emergency Services
- Attended the 129th Firefighter Academy Graduation Ceremony
- Participated in SFIA Group Discussion of Handling Passenger Family/Friends at Accident
- Participated in several EOC meetings for SFIA Annual Full-scale Exercise
- Conducted tours & introductions for Chief D'Arcy with SFIA Administration
- Introduction meeting with Airport Director & COO for Chief D'Arcy
- Introduction meeting with Ralf Ruckelshausen and Neil Weingarten, Airfield Operations
- Attended SFIA Emergency Operations Group Meeting & Anthony Robinson Presentation
- Met with Airport Division Battalion Chiefs to discuss Division projects
- Met with Training Staff & SFIA Emergency Planning for Red Cap and future Training Exercises
- Met with SFIA Business & Finance regarding Budget & Operations Capital Projects
- Met with Airport Division Battalion Chiefs, Rescue Captains, Training, & Prevention personnel
- Participated in SFIA COVID-19 Recovery Plan Daily Briefings (virtually)
- Attended SFIA LRSAT & Ramp Safety Monthly Meeting (virtually)
- Attended monthly SFIA Airfield Operations Meeting (virtually)
- Attended weekly SOG Meetings with Safety & Security Management
- Participated in Command Staff Monthly Check-In Meeting with CD1
- Attended SFIA bi-weekly Management Meetings (virtually)
- Turned over Assistant Deputy Chief, Airport Division position to Chief D'Arcy

Operations/Training – Captain Robinson, Lieutenant Merkins, and Specialists Hoaglin and Woo

- Attended Runway Safety Meeting (virtually)
- Attended monthly EOC Emergency Planning Meeting
- Attended monthly USCG SAR meeting
- Continued daily alert communications drills
- Monitored one member's performance in the PIP program
- Planned for upcoming Basic 40-hour course and Live Burn in August 2022
- Participated in CBP Active Shooter/Rescue Task Force Training
- Participated in SFIA Annual Training Exercise Planning Meetings
- Conducted several live runway crossing exercises. (Day and Night)
- Conducted ARFF Driver Training Class
- Red Cap Planning Meetings
- Coordinate training for Airfield Safety Officers
- Training on ARFF driving simulator

- Conducted ARFF Basic 40-hours training course for ten new members
- Participated in SFIA Ramp Safety meeting (virtually)
- Conduct monthly training update with Station Captains
- Participated in weekly Airfield Operations Briefing
- Ongoing training: HRET, Piercing Operations, and Cones Course driving
- Conducted ongoing AOA Familiarization, Communications, & Driver Training
- H-16 Training Officer Eddy Woo retired on June 30, 2022

Rescue Captains Anderson, Beckwith and Morley

- Responded to 80 medial calls, assisted/observed medics on other non-emergency calls
- Reviewed and graded written PCRs and delivered them to Station #49
- Attended daily Emergency Medical Service (EMS) conference calls
- Monitored and responded to Airport AED program
- Hired a third bike medic (SFO5) to help respond to medical calls during peak travel days
- Participated in Active Shooter training with United States Customs and Border Patrol
- Presented at the Mass Casualty Incident Preparedness monthly SFIA EOG meeting
- Updated AED batteries and equipment inside of AED cabinets throughout airport
- Administered COVID-19 testing training for Paramedics
- Trained SFIA employees in American Heart Association CPR and First Aid certification courses
- Attended daily airport conference calls with Battalion Chief at SFO
- Ensured all members compliant with Target Solutions and other online training
- Monitored exposure reports from personnel for COVID-19 cases and worked with CDC

CAD RUN TOTALS – June 2022

TYPE	DESCRIPTION	COUNT
5150	PSYCH EVALUATION	1
519	TRFC COLLISION - INJ	2
519HR	HIT AND RUN - INJ	1
520	AIDED CASE	419
528	FIRE	3
532	SUSPICIOUS MAIL OR SUBSTANCE	1
802	CORONER	1
ALERT2	ALERT TWO	3
ELEV	ELEVATOR RESCUE	22
FIRE	FIRE ALARM	27
FUEL	FUEL ALARM	1
GASINV	GAS INVESTIGATION	4
ODORINV	ODOR INVESTIGATION	2
SMKINV	SMOKE INVESTIGATION	2
SPILL	SPILL OF MATERIAL	2
SVC	SERVICE CALL	12
SVCM	SERVICE CALL FOR MEDICS	1
	TOTAL	504
	BIKE MEDIC TOTAL	301







Deputy Chief of Operations

Robert Postel

Report to the Commission

Division of Training

SFFD Department of Training
Division Update June 1 to June 31, 2022
ADC Shayne Kaialoa
Meetings/Exercises/Training Attended:

June 2, 2022: Attended the CAD Replacement Project SME proposal review meeting.

June 3, 2022: Attended and served the master of ceremonies for the 129th Academy Graduation.

June 6, 2022: Attended the monthly one-on-one CD1 meeting. Conducted one-on-one with EMS Section Chief Treff. Developed the recruit academy audit and proposal and prepped for the weekly Model-Netics training.

June 7, 2022: Attended the monthly staff meeting and weekly Model-Netics meeting and conducted the Executive Officer meeting with Chief Winn.

June 8, 2022: Attended the SFFD-hosted FireScope Operations and EMS Section update meeting.

June 9, 2022: Attended the SFFD-hosted Firescope Operations meeting. Conducted the Multi-Media Section management check-in meeting and attended the SF AB 2607 (Ting) Tidelands/Port of SF/SF Fire Training Facility hearing.

June 10, 2022: Development of the draft academy audit document. Attended the Mayor's Juneteenth event at City Hall and participated in a Vimeo meeting.

June 13, 2022: Attended the FCTC meeting.

June 14, 2022: Attended the Mutual Aid Committee, SFFD Vector Solutions meeting, and the weekly Model-Netics training.

June 15, 2022: I attended a Vimeo Library meeting and the SFFD incident management meeting.

June 16, 17, 2022: Instructor for Live Fire training for the staff of the Hayward Fire Department.

June 21, 2022: Attended a Power DMS meeting and the weekly Model-Netics training.

June 22, 2022: Attended a UASI CBRNE Decontamination project meeting, Bay Area HAZMAT Drill Initial Planning meeting, regular commission meeting, and the 130th Academy Family Orientation Night.

June 23, 2022: Attended the Hybrid and City EMT Graduation.

June 24, 2022: Conducted the Multi-Media section meeting. Conducted the Executive Officer meeting and the bi-weekly division of training staff meeting.

June 26, 2022: Attended the Pride Parade.

June 27, 2022: Gave the 130th academy welcome address. Attended the Vector Solutions business review meeting. Participated in the Vector Solutions Evaluations meeting.

June 28, 2022: Attended the weekly Model-Netics training. Filmed the Sundt/Walsh construction video.

Recruit Training

- 129th Recruit Class graduated June 3, 2022
- 129th Recruit Class finished with 47 out of the original 52 Recruits
- 129th Recruit Class had 2 physical injury resignations, 1 family issue/emergency resignation and 2 recruits who had reached the maximum allowable deficiencies and were released.
- The Instructors from the Recruit Training Cadre transitioned to the Probationary Field testing of the 127th Probationary and 128th Probationary Firefighter Classes.
- The 6 month (128th Class) and 1 year (127th) probationary testing were held second through fourth week of June.
- The majority of Probationary Firefighters have passed their evaluations with the exception of a few PX's from the 128th Class who are on their 2nd re-test on skills.
- The Probationary Firefighters on second re-test have had their respective Training Officer's and Battalion Chief's notified.
- Performance improvement plans have been issued to these members to assist in their training.
- The 130th Recruit class had Pre-Tower Day on 06/18/22 and Family Orientation 06/22/22.
- The Official Start of the 130th Recruit Class was 06/27/22, with 51 Recruits. The new instructors have mentors and are fitting in well.









8



Live Fire Instructor Training for Hayward Fire Department



Auto Extrication Drills

- General Order 20 A-83 states that every Saturday one Truck Company and one Rescue Squad must report to the Division of Training for a Saturday Auto Extrication Drills. There is a schedule of which companies are due.
- There were 4 scheduled training days in the month of June 2022 at the Folsom Street Campus
- The following Companies were due to attend training this month with modifications and social distancing measures in place:
 - 6/4/22 Engine 51, Rescue Squad 1
 - 6/11/22 Truck 1, Rescue Squad 2
 - 6/25/22 Truck 3, Rescue Squad 1
 - 6/28/22 Truck 2, Rescue Squad 1
- Extrication vehicles will be designated with Truck identifier and date of scheduled training. Each Truck received half a vehicle, leaving one vehicle for impromptu training on a first come, first serve basis.

Suppression In-Service Drills and Instruction

- Radio test & Update
- Large line/ Live Burn
- Rescue Systems 1 Class
- BC Academy
- RS 1 Class

Total of 1898 hours of training for 106 members

Additional Work Performed

- Video production work – Airport Waymo Video
- CRUISE testing-lights and sirens
- Construction burn box viewing
- Two “Return to Duty” evaluations
- Live Fire Instructor Class
- Site utilized for single company Ladder, Company and Forcible Entry drills
- Performance Improvement Plan Completed
- San Mateo PD tactical training
- Elevator Class Evaluation

DOT/EMS Academy Drills and Instruction

JUNE DRILLS AND INSTRUCTION	MEMBERS TRAINED	TRAINING HOURS RECEIVED
Pediatric Advanced Life Support (PALS) Provider Recertification Course	5	40
Advanced Cardiac Life Support (ACLS) Recertification Course	11	88
Hybrid Academy #2 (L1/L2)	16	2,560
Pre-Hospital Trauma Life Support (PHTLS) Recertification course	4	64
Station 49 Pre-Tower	76	304
130 th H2 Academy EMS Instruction	51	51
127 th & 128 th H2 EMS Probationary testing	47	47
H3 EMS Probationary testing	15	60
Target Solutions	1,258	2,237
TOTAL	1,483	5,451

Additional Work Performed

- Video work (filming, editing and voice overs)
- EMS Return to Duty Training
- Certification/Accreditation Tracking, ALS Licensure Audit
- Study Hall for Recruits
- EMS10 In Service
- TEMS Training
- Project Genesis Youth Program

TEMS Training for San Mateo County



Neighborhood Response Team (NERT)

NERT is a free training program for individuals, neighborhood groups and community-based organizations in San Francisco. Through this program, individuals will learn the basics of personal preparedness and prevention. The training also includes hands-on disaster skills that will help individuals respond to a personal emergency as well as act as members of a neighborhood response team.

San Francisco is made up of many neighborhoods. We are training San Francisco residents to be one ready community when it counts. Together we can create a lifeline between your family and neighbors, and the City's emergency responders.



- 6/2/22 Bayview NERT meeting with B10, Coordinator Sue Brown, and NERT members from Bayview and Potrero. NERT Instructors Lt. Hashim Anderson and Sasha Trofimova were also present. B10 NERT Staging area and supply container location were discussed.
- 6/15/22 3 more members completed the NERT Train the Trainer course and are now certified NERT Instructors. See picture below
- 6/18/22 NERT Training Day, held in person at the Panhandle. Participants answered questions about responding safely and effectively to various emergencies. HAM radio usage was incorporated.
- 6/18/22 Hosted Appreciation Lunch. NERT Neighborhood Coordinators were invited to attend a luncheon after the Monthly Training, in Golden Gate Park. NERT Advisory Board Chair, Gary Pegeuros, attended the luncheon.
- 6/20/22 NERT Advisory Board Meeting held.
- 6/25/22 19 NERT volunteers participated in the PRIDE Parade

NERT Instructor Training



Monthly NERT Training



PRIDE Parade



San Francisco Fire Auxiliary Reserve Monthly Report Drills and Instruction

- Battalion Drills at DOT & Fire Behavior/Extinguishers Lecture
- Battalion Drills at DOT - First In, Ladders, & Extinguisher Skills
- Battalion Drills at T.I. - Make & Break, S&R and Building Construction Lecture
- Battalion Drills at T.I. - Make & Break & Water Supply Lecture
- Battalion Drills at T.I. & Hose Loads

Total of 356 hours

Volunteering/Community Service

- 129th H2 Graduation Ceremony
- City Surf Project Beach Clean Up at Ocean Beach
- PRIDE Planning Online Teams meeting
- AIDS Quilt Unfolding Ceremony at Golden Gate Park
- Japantown Jazz Concert Stage Crew assistance
- Packaged equipment to be sent to Ukraine, in Morgan Hill
- Organized gear for Ukrainian donation
- PRIDE Rig detailing/washing/decorating
- PRIDE Parade - Wheel Monitoring
- PRIDE Fire Safety Booth at Civic Center

Total of 94 hours