

The background of the slide is a large, semi-transparent seal of the United States Environmental Protection Agency. The seal features an eagle with wings spread, perched atop a shield. The shield is divided into four quadrants: the top-left shows a plow, the top-right shows a ship, the bottom-left shows a landscape with mountains and a river, and the bottom-right shows a factory. The shield is flanked by two figures: on the left, a farmer in a hat and overalls holding a pitchfork; on the right, a scientist in a lab coat holding a flask. The entire seal is encircled by a laurel wreath.

OPERATIONS UPDATE
APRIL 2023
DEPUTY CHIEF
ROBERT POSTEL



OPERATIONS REPORT

April 1 – April 30, 2023

GREATER ALARMS:

There was 1 Greater Alarm fire during this reporting period.

2nd Alarm – (4/19/23) 1338 hours, 1625 Leavenworth Street, cross streets Lynch and Bernard streets. There was one injury. The cause of this fire was accidental. (Assistant Chief Michael I. Thompson)

On April 19, 2023, a full box was struck for 1625 Leavenworth and dispatched at 13:38 hours. Engine 41 was on-scene at 13:40 hours, and a working fire was declared at that time. Heavy fire and smoke were reported on the top floor, Alpha/ Bravo corner of a large 4-story multifamily building. At 13:43 hours, Battalion 1 on scene assumed command. Division 2 arrived at 13:44 hours and assumed command of the fire, placing Battalion 1 as fire attack. In initial reports, one victim was rescued from the affected unit (#302). Division 2 confirmed that a male victim had been rescued and was being treated by the on-scene ambulance and Rescue Captain 2.

Engine 41 set up a quick 200' ready line lead to the top floor via the interior staircase. Because the building featured a courtyard, conditions were tenable until reaching the affected unit, where heavy fire and smoke was emanating. Second in engine had led out, secured a water supply, and supplied Engine 41 who was positioned in front of the fire building. Engine 2 then proceeded to deploy Engine 41's 150 ft ready line, accompanied by a high-rise bundle of 1 3/4" hose in case extension was needed. Due to heavy wires overhead, the first truck, Truck 13, laddered the fire escape on Lynch St., and proceeded to the roof with a full crew to perform vertical ventilation. They cut a large 4x4 hole over the fire, releasing much of the trapped smoke. Further inspection cuts determined that the fire was not making its way towards the Charlie side of the building as previously reported.

Truck 1 arrived second and was tasked with first laddering the rest of the building. At that time, given a multitude of overhead wires, the best laddering option was to ladder the Delta building with a 50' extension ladder, as well as using 1 Truck's aerial to ladder Delta 4. Given the similar heights of most of the buildings on the block, laddering Delta 4 still provided easy access to the fire building for egress of working crews, or roof access for additional units. After laddering the building, Truck 1 proceeded to the fire floor to check in with Fire Attack and assist in pulling ceilings and walls, checking for fire extension.

Engine 28 arrived third on scene. They led out leaving two large lines for supply and led to a hydrant on the northwest corner of Leavenworth and Broadway. They also placed a Gleason valve on the high-pressure hydrant at the southwest corner of Leavenworth and Broadway in case high pressure was

needed. Checking in with Division 2, Engine 28 was ordered to lead a large line wye to the floor below the fire and attach a bundle in case fire on the floor below was noted.

Rescue 2 arrived and began their primary searches, and Battalion 4 arrived and assumed the role of Safety Chief. Battalion 4 was assigned with ascertaining the overall safety of crews and residents and performed a floor-by-floor search for possible fire extension and/or trapped residents.

Fire Attack (Battalion 1) and crews encountered significant heat and fire. The residence exhibited hoarder conditions as well. Fire efforts were impeded by crews' difficulty in navigating narrow passages and the owner's belongings. The entire floor was about two feet deep in refuse and other objects. Although there existed a combination living/dining room, a wall of belongings separated the rooms into two. Significant time and effort were needed to enter the dining room in the Alpha/Bravo corner. Although dealing with intense heat and flame, the crews were successful in not only extinguishing the fire, but in keeping it mainly contained to the initial unit. Hording was so intense that it impeded suppression efforts. Engine 41's best method of attack was to enter a neighboring unit and breach a wall between that unit and the fire unit. Their line was stretched from next door, through a wall, and into the kitchen of unit #301, extinguishing the portion of the kitchen fire.

Given the possibility of fire extending horizontally through a small attic space, the sheer size of the building, and the amount of energy being given off by the fire, a second alarm was struck at 13:51 hours.

Truck 8 arrived and was tasked with deploying another 50' extension ladder to the front of the fire building, while Truck 5 was tasked with laddering the Charlie/Delta side of the building down Lynch St. and deployed a 35' extension ladder. At that time, four ground ladders and one aerial ladder were used. Given the size of the building, and the amount of energy the fire was still giving off, Battalion 2 was assigned the role of Roof Division in charge of Truck 13 and all roof operations.

Second alarm units performed various ancillary tasks, shutting off utilities, and conducting 360-degree surveys. PGE, PUC-Water, MTA (PCOs and MUNI supervisors), and SFPD all arrived in support of fire efforts.

Following the extinguishment, Trucks 13, 1, 8, and 5 assisted other companies in a lengthy overhaul, given the extent of hoarding that crews encountered. During the overhaul period, Battalion 4 was reassigned to Salvage and directed companies in efforts to minimize damage caused by water and smoke intrusion.

Companies performed exceptionally well in difficult conditions. There were dozens of power/electric cables obstructing ladder placement, a fire with considerable amount of headway in a very large building, and hoarder conditions in the affected unit that impeded access to fire attack companies. Other than the aforementioned conditions, this fire went very well and as expected given the level of aggressiveness, professionalism, and training of the responding companies.

Suppression Statistics April 2023

	April	March
Building Alarms	1110	1358
Smoke In the Buildings	56	81
Fire In the Buildings	32	35
FULL boxes	13	12
TOTAL Boxes	101	128
Working Fires	21	20
Greater Alarms	2	4
Water Rescue Calls	10	9
Cliff Rescue Calls	2	1

Working Fires April 2023

Count	Date	Time	Address	Description	Box	Batt
1	4/1/2023	11:06	2066 REVERE AV	WORKING FIRE	6431	B10
2	4/3/2023	14:55	2650 MASON ST	WORKING FIRE	1344	B01
3	4/3/2023	18:45	201 TURK ST	WORKING FIRE	1456	B03
4	4/6/2023	10:10	1234 9TH AV	WORKING FIRE	7333	B08
5	4/7/2023	18:22	51 6TH ST	WORKING FIRE	2248	B02
6	4/8/2023	3:13	259 LISBON ST	WORKING FIRE	6127	B09
7	4/9/2023	22:08	910 IOWA ST	WORKING FIRE	2573	B10
8	4/11/2023	20:53	161 LEAVENWORTH ST	WORKING FIRE	1546	B02
9	4/14/2023	10:47	34 TURK ST	WORKING FIRE	1365	B03
10	4/14/2023	15:35	823 INGERSON AV	WORKING FIRE	6642	B10
11	4/17/2023	8:01	2 MAYNARD ST	WORKING FIRE	6113	B09
12	4/19/2023	0:43	990 GEARY ST	WORKING FIRE	3116	B04
13	4/19/2023	13:38	1625 LEAVENWORTH ST	2ND ALARM	1534	B01
14	4/20/2023	15:22	3249 SACRAMENTO ST	WORKING FIRE	4412	B04
15	4/22/2023	23:46	1415 INDIANA ST	WORKING FIRE	2635	B10
16	4/22/2023	23:55	423 34TH AV	WORKING FIRE	7247	B07
17	4/25/2023	9:58	2427 NORIEGA ST	WORKING FIRE	7543	B08
18	4/28/2023	22:25	701 BAYSHORE BL	2ND ALARM	6364	B10
19	4/29/2023	7:13	222 BYXBEE ST	WORKING FIRE	8431	B09
20	4/29/2023	17:29	293 CASTRO ST	WORKING FIRE	5232	B05
21	4/30/2023	4:27	180 PENNSYLVANIA AV	WORKING FIRE	2431	B03

The background of the slide features a large, semi-transparent seal of the U.S. Department of Justice, Bureau of Fire Prevention and Investigation. The seal is circular and contains an eagle with spread wings at the top. Below the eagle is a shield with a landscape scene. On either side of the shield are two figures: a man in a hat and a man in a uniform. At the bottom of the seal is a banner with the text "EN GUERRA" and "ORO EN PAZ FIERRO".

Deputy Chief of Operations
Robert Postel

Report to the Commission

Bureau of Fire Prevention
and Investigation

Division of Fire Prevention and Investigation
 Division Update – April 1 to April 30, 2023
Fire Marshal Kenneth Cofflin

San Francisco Fire Department
 Division of Fire Prevention and Investigation
 Acronyms/Abbreviations/Terms

Term / Acronym	Definition
BFP	Bureau of Fire Prevention
AFM	Assistant Fire Marshal
NOV	Notice of Violation
DPH	Dept. of Public Health
DPW	Dept. of Public Works
DBI	Dept. of Building Inspection
ACE	Accelerated Code Enforcement
FEP	Facility Emergency Plan (High-Rise Bldg.)
EVAC	Evacuation Plan
DSS	Depot. Of Social Services
SRO	Single Room Occupancy
R-2	Residential Building (Apts. or Condos, 3+ units)
ERRCS	Emergency Responder Radio Coverage System
R1/R2 Inspection	Residential Building Inspection Program
CN	Canceled
OR	Order of Recission (rescind the order to Abate)
ADU	Accessory Dwelling Unit
TASC	Transportation Advisory Safety Committee
OTC	Over The Counter

BFP Head Quarters Update: High-Rise, Schools, Residential Care Facilities, Fire Complaints, Community Outreach, Training- AFM Bowden
 Facilities, Fire Complaints, Community Outreach, Training – A/AFM Tse

Inspections Completed:

Types of Inspection /Activity	Number	Hours
NOV	249	143.5
Complaints	309	226.9
Administrative Citation		
Referrals (DPH Non-Haz.)	107	69.7
Referrals (EC)	1	0.5
Referrals (DPW)		
Referrals (SFPD)	42	34.0
Referrals (Dept. of Correction)		
DBI	698	712.8
Greater Alarm Inspection		
Permit Annual	515	398.2
Permit Approvals	105	89.2
Permit Follow-Up		

Types of Inspection /Activity	Number	Hours
Port Annual Tenant Inspection	3	3.0
Port Permit Annuals		
Port Permit Approvals	6	15.0
Port Pipeline Permits	11	11.0
Event Plan Review (Non-DBI)	11	9.8
Place of Assembly Detail	4	17.0
Administrative Citation		
Hearing Case Preparation		
Hearing Re-Inspection	142	49.2
City Attorney Referral/ACE		
Order to Abate Re-inspection		
High-Rise Annuals	69	188.3
High-Rise Follow-Up		
FEP Review, EVAC Plan Review & High-Rise Report Writing	2	4.5
ISCOTT/Event Prep	27	25.0
School Annuals		
School Inspection Follow-Up		
Day Care		
DPH-CCSF (HIV Clinic, Mental Health)	1	0.3
DSS (Community Care Licensing, Alcohol/Drugs)	7	1.8
Onsite Consultation	23	18.4
OSHPOD Referral		
CA DSA 810 Form	1	2.0
Dept. of Corrections Referral	14	7.0
Other Referrals (Community Behavioral Health Services, Licensing)		
Public Education/Community Outreach		
Fire Alarm	21	17.5
Sprinkler Ordinance		
Airport Fire Alarm		
Airport Fit Test		
Airport Truck Fueller Hydrant Inspection		
Airport NFPA 72		
Airport Annual Tenant Inspection		
Airport Permits	9	36.0
SFO Annual Tenant Inspection		
ERRCS Upgrade	1	1.0
Shared Spaces (Permanent)	2	2.0
Shared Spaces (Temporary)	162	72.5
Fire Clearance Request	52	26.1
Follow-Up Inspection	6	8.3
Initial Inspection	17	20.9
Re-Inspection (No Fee)		
R2 Annual Inspection	2	1.0
SRO Fire Prevention Workshop		

Types of Inspection /Activity	Number	Hours
Tank Installation		
UL Certification		
Traccess Installation/Maintenance	17	12.5
Elevator Gurney Letter	1	1.0
Special System		
Working Fire Response/Inspection		
Total	2637	2225.9

Annual High-Rise Inspections

Total Annual High-Rise Inspections	639
Completed	451
Open	16
Pending	123
% Completed	78.3%
% Target Completion (8.3% per month) Fiscal year	83.3%

Annual School Inspections (September-December 2022)

Total Annual School Inspections	239
Completed	239
Open	0
Pending	0
% Completed by	100%
% Target Completion by Dec. 2022	100%

Fire Complaints:

Date	Total Open	Received	Closed	Open	Pending
4/30/2023	196	207	262	173	45
3/29/2023	251	376	498	189	88
2/23/2023	357	308	372	264	132
1/30/2023	421	222	553	302	166
1/13/2023	635	92	214	461	224
12/29/2022	779	376	512	504	361
11/30/2022	911	321	549	602	407
10/28/2022	1131	380	481		
9/30/2022	1222	399	428		
8/28/2022	1242	300	200		
7/27/2022	1140	308	227		
7/17/2022	1129	176	106		
6/29/2022	1080	308	302		
6/14/2022	1039	120	148		
5/27/2022	1104	168	359		
5/13/2022	1192	84	185		
4/26/2022	1290	264	228		
3/28/2022	1249	203	287		

Total Overall Open Complaints (as of April 15, 2023)	196
Overall Open Complaints (R2 Inspections)	112
Overall Open Complaints (Other Sources)	84
Total Number of Complaints Received (as of April 15, 2023)	207
Total Number of Complaints Received Through R2 Inspections	56
Total Number of complaints Received Through Other Sources	151
Total Number of Closed Complaints (as of April 15, 2023)	262
Number of Complaints Closed (R2 Inspections)	100
Number of Complaints Closed (Other Sources)	162

Closed Complaints by Disposition:

	CC	CI	DC	DF	NA	NJ	NM	PM	RB	RE	RP	VI	Total
2023/04	118		11	4	1		36			5		87	262
2023/03	209		20	39	2		63		3			162	498
2023/02	150		36	34	4	1	58		2	3		84	372
2023/01	221	1	63	55	1		88		1	7		116	553
2022/12	224		74		1		104		6	2		140	551
2022/11	235		19				110		1	4		172	541
2022/10	231		20		1		93		3	9		142	499
2022/09	155		8		3	2	78		2	5		172	425
2022/08	99		5				31		1	2		92	230
2022/07	122	1	9		1	5	49		1	4		63	255
2022/06	129		11		2	1	103		1	1		70	318

CC: Condition Corrected; DC: Duplicate Complaint; NA: Non-Applicable; NJ: No Jurisdiction; NM: No Merit; PM: Night-Time Inspection; RB: Referred to DBI; RE: Referred to EID; RP: Referred to DPH; VI: NOV Issued

Total Number of Complaint Items	413
Total Number of Complaint Items Open	100
Total Number of Complaint Items Closed	313

Types of Complaint Items:

Description of Complaint	Open	Closed	Total
Alarm Systems	32	84	116
Blocked Exits	10	31	41
Combustible Materials	3	8	11
Electrical Systems	1	1	2
Elevators Not Working	3	8	11
Exit Maintenance	6	10	16
Extinguishers	17	30	47
Fire Escape	4	7	11
General Hazardous Materials	2	4	6
Hoarding		2	2
Illegal Occupancy			
Multiple Fire Code Violations		52	52
Open Flame Burning			

Open Vacant Building		1	1
Operating Without A Permit	2	4	6
Overcrowded Place Of Assembly			
Refused Hood + Duct Service			
Roof Access			
Shared Spaces		14	14
Sprinkler/Standpipe Systems	14	36	50
Statement of Compliance			
Street Numbering	3	1	4
UL Cert Verification		2	2
Unapproved Place Of Assembly		1	1
Uncategorized Complaint	2	17	19
Unlicensed Auto Repair			
Weeds And Grass	1		1
Total	100	313	413

Number of Open Violations (NOV) before 3/30/23	457
New Violations issued (as of 4/26/23)	97
Violations resolved (as of 4/26/23)	236
NOVs as of 4/26/23	318

Open Notice of Violations:

Date	1 st Day of Month	New	Abated	End of Month
4/26/2023	457	97	236	318
3/29/2023	495	162	257	400
2/23/2023	564	89	214	439
1/30/2023	647	113	243	517
1/13/2023	583	5	23	565
12/29/2022	653	125	171	607
11/30/2022	617	175	164	628
10/28/2022	640	132	189	583
10/17/2022	633	53	79	607
9/30/2022	539	189	109	619
8/28/2022	542	98	109	531
7/27/2022	538	52	87	503
6/29/2022	540	69	100	509
5/27/2022	509	81	100	490
4/13/2022	487	32	44	475
3/24/2022	513	45	94	464

Highrise NOV

Open	87
Pending	74

Schools NOV

Open	0
Pending	0

Fire Alarm Sleeping Area Upgrade Project (1103.7.6.1) Effective 7/1/23:

Date	Confirmed No Fire Alarm	Confirmed Compliance	2 nd Letter Sent
January 2023	156	47	370
February 2022	230	59	558
March 2023	260	113	754
April 2023	278	156	827
Totals	924	375	2509

Administrative Hearings:

Hearing Date	Violation ID	Decision	Status	Comments
4/6/2023	2208-0047	CN	O	26-Day Continuance
4/6/2023	2209-0171	CN	O	26-Day Continuance
4/6/2023	1712-0509	CN	O	56-Day Continuance
4/6/2023	2209-0140	CN	O	26-Day Continuance
4/6/2023	2209-0156	CN	O	26-Day Continuance
4/6/2023	2209-0157	CN	O	26-Day Continuance
4/6/2023	2209-0158	CN	O	26-Day Continuance
4/6/2023	2209-0164	OR	C	-
4/6/2023	2209-0184	OR	C	-
4/6/2023	2209-0186	OR	C	-
4/6/2023	2209-0189	CN	O	26-Day Continuance
4/6/2023	2209-0183	CN	O	26-Day Continuance
4/6/2023	2209-0182	CN	O	26-Day Continuance
4/6/2023	2209-0180	CN	O	26-Day Continuance
4/6/2023	2209-0179	CN	O	26-Day Continuance
4/13/2023	2212-0148	CN	O	28-Day Continuance
4/13/2023	2211-0136	OA	O	56-Day OA
4/13/2023	2209-0259	CN	O	28-Day Continuance
4/13/2023	2207-0114	OA	O	56-Day OA
4/13/2023	2110-0372	CN	O	56-Day Continuance
4/13/2023	2108-0109	OA	O	56-Day OA
4/13/2023	2210-0080	OR	C	-
4/13/2023	2011-0218	CN	O	28-Day Continuance
4/13/2023	2212-0140	CN	O	28-Day Continuance
4/13/2023	2212-0258	CN	O	28-Day Continuance
4/13/2023	2302-0012	CN	O	14-Day Continuance
4/13/2023	2301-0229	CN	O	28-Day Continuance
4/13/2023	2211-0205	CN	O	28-Day Continuance
4/13/2023	2210-0319	CN	O	14-Day Continuance
4/13/2023	2210-0270	OR	C	-

4/13/2023	2209-0152	CN	O	28-Day Continuance
4/13/2023	2208-0095	CN	O	42-Day Continuance
4/13/2023	2209-0015	CN	O	28-Day Continuance
4/13/2023	2102-0267	CN	O	42-Day Continuance
4/13/2023	2210-0318	CN	O	14-Day Continuance
4/13/2023	2302-0009	CN	O	14-Day Continuance
4/13/2023	2211-0321	CN	O	28-Day Continuance
4/13/2023	2212-0252	OR	C	-
4/13/2023	2103-0010	OR	C	-
No. of Hearings	Orders of Recission	Cases Continued	Order to Abate	Order to Vacate
2	7	29	3	0

Sunshine/Public Record Requests 2022-2023

	NEXT REQUEST	NON-NEXT REQUEST	
MONTH	# Requests	# Requests	TOTAL
May 2022	67	3	70
June 2022	68	2	70
July 2022	52	5	57
August 2022	64	0	64
September 2022	58	3	61
October 2022	47	1	48
November 2022	49	6	55
December 2022	34	6	55
January 2023	81	6	87
February 2023	34	4	23
March 2023	45	4	49
April 2023	54	3	57
Total	663	43	696

Permit Application

Total Permit Applications	148
Number of Operational Permits	16
Number of Temporary Permits	132

Types of Operational Permits Issued

Operational Permit Description	Number
Aboveground Stationary Tank, Storage & Use	1
Application of Flammable/Combustible Finishes	1
Battery System, Storage & Use	
Cannabis & Plant Extraction System	
Cannabis & Plant Cultivation (Indoor)	
Combustible Dust-Producing Operations	

Operational Permit Description	Number
Combustible Materials, Miscellaneous, Storage, Handling	
Compressed Gas, Fueling Station, Operation	
Compressed Gas, Storage, Use, & Handling	1
Cryogenic Fluids, Storage & Use	1
Dry Cleaning Plant, Operation	
Firefighter Air System, Maintenance, Testing	
Flammable/Combustible Liquid, Portable Containers	1
Flammable/Combustible Finishes, Spray Painting Application	1
Fruit & Crop Ripening Operation	
Fumigation & Fogging	
Hazardous Materials, Store, Transport, Dispense, Use, Handle	
High-Piled Storage	
Hot work Operations, Welder, Cut, Grind, Braze, Solder	2
Hot Work Operations, Jeweler, Grind, Braze, Solder	
Hot Work Operations, Roofer, Open Flame Device, Conduct	
Industrial Oven, Baking/Drying Operation	
Limited Application of Flammable/Combustible Finishes	
Liquefied Petroleum Gas, Mobile Caterer (Food Truck)	
Liquefied Petroleum Gas, Portable Cylinders	
Liquefied Petroleum Gas, Roofer, Storage, Use	
Liquefied Petroleum Gas, Tank, Storage, Use	3
Mobile Fuel Dispensing	
Mobile Fuel Dispensing Location	
Motor Fuel Facility, Operation	
Motor Fuel Facility, Self-Service, Operation	
Open Flame (Sternos, Candles, BBQ)	1
Place of Assembly Operation	2
Refrigeration Equipment Operation	
Tires, Scrap/Tire Byproducts, Storage	
Underground Stationary Tank, Storage & Use	
Vehicle Repair Garage, Major	2
Vehicle Repair Garage, Minor	
Waste Handling, Operation	
Total	16

Total Permit Annual Inspections

Total Annual Permit Inspections	2962
Completed	2002
Open	397
Pending	563
Pending Mobile/Citywide Pending (No Fixed Address)	129
% Completed	67.5%
% Target Completion	80%

Permit Annual Inspections by Section (Permit)

Total Annual Permit Inspections	1599
Completed	1071
Open	291
Pending	237
% Completed	66.9%
% Target Completion	80%

Permit Annual Inspections by Section (Highrise):

Total Annual Permit Inspections	858
Completed	642
Open	20
Pending	196
% Completed	74.8%
% Target Completion	80%

Permit Annual Inspections (Business):

Total Annual Permit Inspections	96
Completed	73
Open	12
Pending	10
% Completed (by 3/30/23)	76%
% Target Completion (by 2/28/23; 8.33% per month)	79%

Permit Annual Inspections by Section (Port):

Total Annual Permit Inspections	94
Completed	72
Open	12
Pending	10
% Completed	76.5%
% Target Completion	80%

Permit Annual Inspections by Section (District):

Total Annual Permit Inspections	386
Completed	191
Open	74
Pending	121
% Completed	49.4%
% Target Completion	80%

Property Annual Inspections (Port Property)

Total Annual Permit Inspections	98
Completed	89
Open	7
Pending	2
% Completed by 3/30/23	91%
% Target Completion (by 6/30/23; 8.33% per month)	79%

Community Outreach Education Events (COE), April 2023

Date/Time	Event
4/2/2023	Red Cross Sound the Alarm Event
4/5/2023	FSIH Workshop – Martin Luther Tower
4/7/2023	FSIH Workshop – Dept. of General Services
4/8/2023	Cherry Blossom Festival
4/9/2023	Cherry Blossom Festival
4/15/2023	Cherry Blossom Festival
4/18/2023	Stop the Bleed – Mission HS
4/19/2023	FSIH Workshop – Bishop Swing Community House
4/20/2023	FSIH Workshop – Market Heights II
4/21/2023	Fire Drill Observation – 51 06 th Street
4/22/2023	DEM Safety & Preparedness Fair – SFPL Main Branch
4/24/2023	ECS – Hillsdale Hotel
4/25/2023	ECS – 106 06 th Street
4/25/2023	FSIH Workshop – La Cocina
4/26/2023	Starbucks

Upcoming/Pending COE Events (April 2023)

Date/Time	Event
4/27/2023	FSIH Workshop – Park Sunset Apartments
4/29/2023	FSIH Workshop – Tzu Chi
5/1/2023	Safety Coffee Event with PIO
5/3/2023	FSIH Workshop – Philippine Consulate
5/8/2023	FSIH Workshop – Mission Creek Senior Center
5/10/2023	FSIH Workshop – Southeast Family Health Center
5/11/2023	Fire Drill Observation – The Granada
5/12/2023	FSIH Workshop – Lyric Hotel
5/13/2023	Old Navy Safety Fair
5/13/2023	Treasure Island Spring Fling Safety Fair
5/15/2023	Coffee with Public Safety Teams Event
5/16/2023	FSIH Workshop – Auburn Hotel
5/17/2023	FSIH Workshop – Mission Neighborhood Health Center
5/21/2023	Portola Safety Fair
5/23/2023	FSIH Workshop – Minna Lee Hotel
5/27/2023	Carnaval Street Fair
5/28/2023	Carnaval Street Fair
6/1/2023	Coffee with Public Safety Teams Event
6/5/2023	FSIH Workshop – SFPL North Beach Branch

FSIH: Fire Safety In The Home

FLSE: Fire Life Safety Education

		YTD 07/01/2022 To 04/25/2023			04/01/2023 To 04/25/2023		
		Count	Property Loss	Contents Loss	Count	Property Loss	Contents Loss
STRUCTURE FIRES	ACCIDENTAL	31	\$28,425,500	\$9,172,500	3	\$2,350,000	\$900,000
	INCENDIARY	40	\$1,166,380	\$96,270	3	\$10,500	\$700
	N/A	1	\$1,200,000		0		
	UNDER INVESTIGATION	2	\$4,300,000	\$1,211,000	0		
	UNDETERMINED	28	\$8,519,500	\$1,482,800	3	\$2,000	\$500
STRUCTURE FIRES TOTAL		102	\$43,611,380	\$11,962,570	9	\$2,362,500	\$901,200
VEHICLE FIRES	ACCIDENTAL	2	\$19,995		0		
	INCENDIARY	42	\$876,969		4	\$423,000	
	UNDER INVESTIGATION	3	\$236,079		1	\$26,386	
	UNDETERMINED	24	\$241,736		3	\$45,509	
VEHICLE FIRES TOTAL		71	\$1,374,779		8	\$494,895	
ATTEMPTS TO BURN		2	\$1,000	\$100	0		
OTHER INCIDENTS		98	\$6,622,308	\$2,323,220	7	\$21,100	\$1,050
STRUCTURE FIRES	COMMERCIAL	48	\$18,011,780	\$5,127,300	2	\$5,500	\$200
	RESIDENTIAL	54	\$25,591,600	\$6,835,270	7	\$2,357,000	\$901,000
STRUCTURE FIRES TOTAL		102	\$43,603,380	\$11,962,570	9	\$2,362,500	\$901,200
GREATER ALARMS	2ND ALARMS	17			1		
	3RD ALARMS	3			0		
	4TH ALARMS	0			0		
	5TH ALARMS	0			0		
GREATER ALARMS TOTAL		20			1		
OTHER	ARRESTS	19			2		
	DEATHS	6			1		
	INJURIES	32			1		
	JUVENILE FIRE SETTERS	0			0		
	SUBPOENAS REQUESTED	259			24		

Plan Check and Operational Permits: Assistant Fire Marshal Harold

Fire Plan Check Section Update:

	April 2023	March 2023
Permit applications submitted (permits approved):	706 (637)	845 (720)
Summary:		
Total Plans in Fire Review Report:	888	1023
No. of Plans reviewed but awaiting responses ("ON HOLD"):	749	823
No. of Plans waiting for review:	139	200
Water flow/ Record Analysis	37/74	24/55

Plan Check

Types of Inspection/Activity	Number	Hours
Fire Only Pre-App Meeting	2	2.5
Plan Check Meetings/Consultations	5	4.5
Plan Check Pre-App Meeting	25	33.3
Plan Check Preliminary/Consultation	13	13.5
Plan Check Review – DBI Referral		
Plan Check Public Assembly		
Plan Review	693	771.9
Plan Review/OTC	227	157.3
Plan Review Re-Check	67	116.3

Water Flow Street Test	8	34.3
Water System Flow Test	29	54.5
Total	1069	1188.1

Large Community Development Projects, ADU, Port, and SFO: AFM Russell

Community Development: Vertical & Horizontal Design. Mayor’s Office of Housing and Community Development (MOHCD) and 100% Affordable Housing- April 2023

The horizontal design review includes review of street maps and site plans for Fire Department vehicle access (to project site), access to water supplies (LPWSS), and building access.

- 2019 1223 0270-S10-Fire Alarm/ECSr-921 Howard St, plans approved
- 2019 1213 9581-S6-Fire alarm/ECS 1 Avenue of the Palms – Bldg. C-3.1, plans approved
- 2022 0915 2485-2-way Comm-75 Johnson St, plans approved
- 2022 1121 6930-Outdoor area/Landscaping-1 Brady, plans approved
- 2022 0908 2113-Rev 1-Fire Alarm-36 Meadow, comments issued
- 2022 1227 9168-Fire Alarm/Two Way Coms-1000 Market St., comments issued
- 2023 0331 4846-Ext Maintenance-35 Meadow Dr- Reviewed N/A
- 2023 0313 3537-Electrical-4101 Noriega, reviewed; no comments
- 2019 1216 9619-Add 10 EERCS-1 Avenue of the Palms, comments issued
- 2023 0321 4042-Underground-55 Cravath, comments issued
- 2019 1216 9614-Add 7 Metal Stairs-55 Brunton St., reviewed; no comments
- 2023 0313 3537-Electrical-4101 Noriega, pending mech approval
- 2019 0603 2293-Site-1 Signal Rd, comments issued
- 2022 1121 6918- Site-Rev 1 -50 Colton, plans approved
- 2022 1208 7942-Sprinkler-36 Meadow Dr, comments issued
- 2021 0104 2034-Add 3 Rev 1-Arch-240 Van Ness, plans approved
- 2022 0502 3390-Underground-36 Meadow Dr Bldg. 27, comments issued
- 2021 0316 6613- Add 6-Site-400 China Basin St., plans approved
- 2022 0519 4622-R-4-Site-420 23rd St (Potrero Power Station), comments issued
- Sprinkler/Underground-1360 43rd Ave Shirley Chisholm Village, comments issued
- 2019 0501 9456-S5-Fire Alarm-1629 Market St, comments issued
- 2019 1223 0270-S15-FSAE-921 Howard St, comments issued
- 2022 1208 7943-Sprinkler-35 Meadow Dr Bldg. 21, comments issued

Accessory Dwelling Units (ADU) and Unit Legalization

Total Accessory Dwelling Units (ADU) reviewed & approved	57
Reviewed and sent comments of Accessory Dwelling Units (ADU) and Unit Legalization plans	16

Pre-Application Meetings

- Attended 4 pre-applications meetings

Port Inspections Completed:

INSPECTIONS		
Inspection Type	Number	Hours
Admin	20	17
Code Research	4	6
File Research	2	2
Initial		
Follow-Up		
Re-Inspection (No Fee)		
DBI Inspection	9	16
DPH Referral – Non-HazMat	1	1
PD Referral	2	2.5
Onsite Consultation	5	6
Complaint	1	1
Notice of Violation (NOV)	2	2
Operational Permit Approval		
Port Permits (Construction)		
Permit Approval Inspection	2	2
Port Annuals (Property)	3	3
Permit Annuals (Business)	8	8.5
Permit Assembly Detail	1	4
Shared Spaces		
Pipeline Applications	9	9
TRACcess Installation/Maintenance		
Training	23	28
Total	92	108

Port Plan Review

Plan Review Activity	Number	Hours
Plan Check Meeting (Pre-App Meeting)	4	5.5
Plan Check Preliminary Meeting/Consultation	15	15.5
Plan Review	25	54.5
Plan Review/OTC		
Plan Review/Re-Check	33	71.5
Plan Review Training		
Total	77	147

SFMTA - TASC, SDAT, DPW, BART, MUNI, Cruise and SFFD Fire Access

SFMTA: TASC (Transportation Advisory Safety Committee) Summary

- All streetscape modification proposals impacting Fire Access reviewed bi-monthly.
COVID-19 TASC review for Street Closures for Food Banks, Covid-19 Testing, Vaccination Sites, Shared Spaces and Safe Sleeping Sites

SDAT (Street Design Advisory Team)

- Weekly meetings with SF Planning Department and City Agencies to review and provide comments on streetscape plans/proposals for building/ development projects

DPW

- SFFD conducts plan review to ensure SFFD apparatus has fire access to buildings, hydrants, fire department connections, fire escapes, etc.

BART/MUNI

- SFFD Liaison to BART/MUNI for Fire and Life Safety Annual Inspections. Continuing to work with the SFFD Transit Committee, the SFMTA Central Subway

CRUISE

- SFFD Liaison to the implementation of Autonomous Vehicles in San Francisco. Work with the Mayor’s Office of Transportation and other City Agencies regarding Emergency Responder training, and minimum requirements prior to fully activating Autonomous vehicles. Cruise created a training video in conjunction with SFFD Division of Training. These videos have been completed and currently working with the SFMTA and Waymo AV to follow a similar plan of orientation and training for Suppression

SFFD

- Contact Fire Stations regarding Traffic Calming proposals in their response area. Work with SFPD, DPW, SF Parks and Rec and the Presidio regarding the SFMTA Slow Streets and Shared Spaces ensuring Fire Access. Now collaborating with BFP Permits ISCOTT with Shared Spaces temporary street closures (ISCOTT) as there is some overlap of Shared Spaces Street Closures and ISCOTT as we emerge from the Pandemic

SFMTA TASC VIRTUAL MEETINGS

April 13, 2023

Type of Street Modification that Impacts Fire Access	SFFD Approval	SFFD Objection	Held for later Hearing
Bike Share Stations	1	0	0
Bicycle Lanes, Class II	0	0	0
Bicycle Lanes, Class III	0	0	0
Bicycle Lanes, Class IV	0	0	0
Raised Crosswalk	0	0	0
Sidewalk Widening	0	0	0
Speed Humps	4	1	0
Speed Cushions	57	1	0
Speed Table	4	0	0
Traffic Circle	0	0	0
Traffic Island	0	0	0
Transit Boarding Island	0	0	0
Corner Bulb Out	0	0	0
Bus Stop Bulb Out		0	0
Cesar Chavez/Bayshore Blvd/US 101 Hairball Intersection improvement Project	0	1 Objected to use of K-Rail	0
Church & Market S/W Bus Stop Class IV Bike Lane & Bus Stop Bulb out	0	0	1 Waiting for language to be updated

Fell St Class IV Bike Lane Baker to Shrader	0	1 Delays emergency response	0
Bonifacio/Lapu Lapu/Mabini/Tandang Sora/Rizal Slow Streets	1	0	0
4 th St @ Minna & Howard @ 2 nd St Bike Hangars	0	0	2

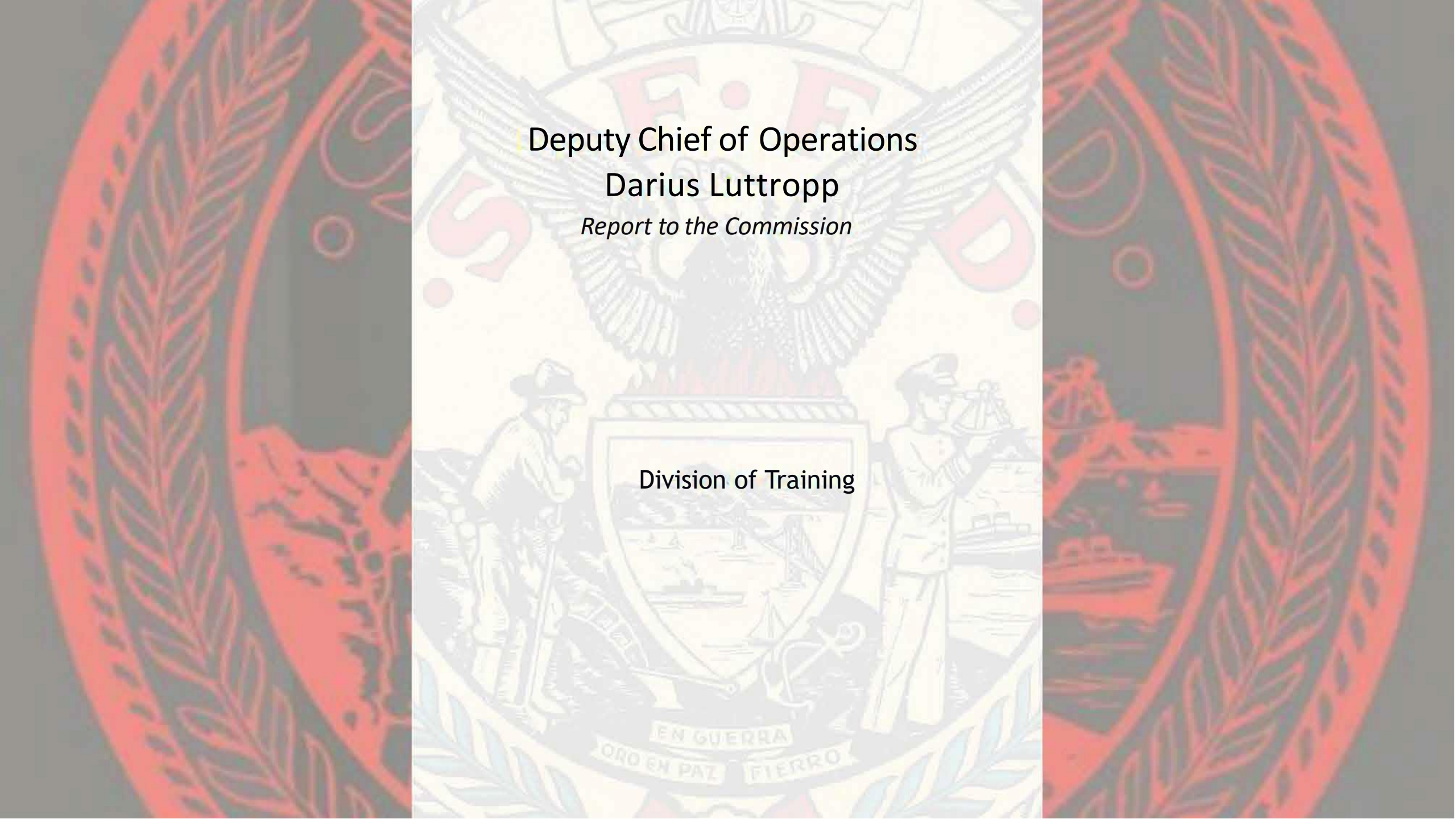
SFMTA – TASC Projects

- Slow Streets: NSTR
- Shared Spaces for parklets ***and*** Street/Alley Closure requests
 - Captain Sy is the lead with Postings/ Enforcement task force
 - Lieutenant Wong assists
- Tenderloin Activations
 - Play streets, shared spaces streets road closures and lane reduction, parking protected bike lanes
- Various School Locations Citywide
 - 4 speed humps, 6 speed cushions and 4 speed tables approved
- Various Locations Citywide Speed Humps
 - Pending completion of third-party report on increased SFFD emergency response times
 - Department to determine next steps to address this issue
- 100 Golden Gate St.: Design in progress
- Bayshore/Hairball: Object to use of K-Rail
- Church & Market SW Bus Stop: waiting for language to be updated
- Transbay/Howard Class IV Bike Lane: still in design phase
- Hyde St Quick Build: still in design phase
- Portola/Visitation Valley proactive Traffic Calming: waiting for response to comments
- 17th St Quick Build: still in design phase
- Madrone/Wawona/Vicente Islands: still in design phase
- Ocean Ave Muni Forward: waiting for updated design drawings
- San Jose Ave J Church & M Oceanview: waiting for updated design drawings
- Sloat Blvd Quick Build: under review

Fire Investigation (Arson Unit)

The number of Open/Active Fire Investigation Reports for April 2023 is 58. The reports include the following types of fires:

- 26 Structure Fires
- 17 Vehicle Fires
- 15 Outside Fires
- 0 Other

The background of the slide features a large, semi-transparent seal of the U.S. Army Corps of Engineers. The seal is circular and contains an eagle with wings spread at the top, a shield in the center, and two figures (a soldier and a sailor) on either side. The shield depicts a landscape with a bridge and a ship. At the bottom, a banner reads "EN GUERRA ORO EN PAZ FIERRO". The seal is rendered in a light blue/white color against a dark grey background.

Deputy Chief of Operations

Robert Postel

Report to the Commission

Airport Division

SFFD Airport Division Recent Activities

Division Update April 1 to April 30, 2023

ADC Patrick D'Arcy

- Attended SFFD-SFO Monthly Budget Meeting
- Attended weekly Check-in meetings with SFIA Safety and Security Director Ralf Ruckelshausen
- Attended 6-week check-in with Airport Director Ivar Satero
- Worked on a storage area for Bike Medics' equipment & paraphernalia
- Worked on implementing new Bike Medic uniforms and bags
- Virtually attended Airfield Operations Meeting
- Attended Airport Commission Meeting at City Hall
- Virtually attended SFO Emergency Operations Group Management Team meeting
- Attended weekly SOG Meetings with SFIA Director of Security/Emergency Management Rob Forester
- Attended SFFD monthly Staff Meeting
- Attended SFIA bi-weekly Management Meetings
- Met with Airport Division Battalion Chiefs, Rescue Captains, Training, & Prevention personnel
- Attended meeting between Airside Operations and SFFD-AD
- Attended Cherry Blossom Parade
- Attended Annual Chili Cook-Off
- Attended commemoration of 117th Anniversary of SF Earthquake & Fire of 1906
- Met with Airport Economic Planner regarding Capital Projects Assistance
- Attended CIP Working Group meeting (virtually)
- Attended SFO LRSAT and Ramp Safety Meeting
- Attended April FireScope Task Force Meeting (virtually)
- Participated in FireScope MACS Drill in Dublin, CA
- Attended CAD to CAD Specialist Group Meeting
- Virtually attended ARFF monthly meeting for Class-E Airports
- Virtually attended Environmental Planning meeting
- Conducted interviews for H-28 position, resulting in hiring of Lt. Dockery
- Met with Chief Brodowy, who oversees FD operations for LAX and Van Nuys general aviation airports (virtually)
- Attended Cal OES Meeting with Ventura County Fire Department
- Attended meeting to discuss foam transition & storage with Environmental Operations
- Attended meeting regarding ACM Updates with Airfield Operations & Aviation Compliance
- Virtually attended meeting regarding AEP (Airport Emergency Plan); covered section on "Bomb threats - Facilities"
- Attended Construction Meetings regarding Firehouse 2
- Conducted Tri-Annual Inspection in preparation for FAA Inspections
- Attended Quarterly Check-In meeting with Chief Nicholson
- Virtually attended Oakland Airport's FAA Part 139 Tabletop Exercise

- Hosted sessions focused on Confined Space & Heavy Rescue Projects
- Attended Virtual ERG Meeting featuring Captain Robinson

Operations/Training – Captain Mathews and Specialist Hoaglin

- Attended Runway Safety Meeting (TEAMS)
- Attended Monthly EOC Emergency Planning Meeting
- Attended Monthly Airside Operations Meetings
- Interviewed and selected a new H28 Training Lieutenant
- Hired new H28 and introduced him in several agency meetings
- Participated in SFIA Runway/Ramp Safety meeting (virtually)
- Attended Monthly Red Cap Planning Meetings & pre-planning walk-through
- Attended Hazardous Materials FRO Training April 10-15
- Conducted Daily Alert Communications Drills
- Conducted multiple meetings with Training Staff
- Procured and tracked equipment from Grainger
- Ensured the servicing of multiple SCBA cylinders/Back Packs
- Met with SFO Compliance Department regarding FAA training records
- Maintained FAA training records and Part 139 Training
- Prepared new 40-Hour ARFF class members for MAO testing per Ops requirements
- Continuous training for new ARFF drivers including simulator training
- Conducted live Crossing Drills
- Conducted individualized training for AOA Familiarization, Communications, and Driving
- Published SFO-SFFD newsletter highlighting training tips
- Worked with Airside Operations to revive 2-hour ride-alongs for Fire Dept members
- Began task-book checkoffs for 4 firefighters to be passed up as a qualified boat operator
- Provided First Aid & CPR training classes for SFO employees
- Completed protocol update training for all SFO medics
- Developed training schedule for upcoming 40-Hour ARFF class
- Secured LIVE BURN location for May 1-3 and ensured members complete applications
- Began practice ARFF time trials

Battalion 65—Battalion Chiefs Kasper, Crean, and Francois

- Conducted AirTrain tours at Terminal 1
- Conducted Alert 2 Trainings
- Attended structure Fire Training and Drills
- Conducted Truck Operations and Orientation to newly assigned members
- Attended meetings with Airfield Safety and Ramp Safety
- Conducted ARFF Training with new potential operators
- Conducted Vehicle Extrication Drills
- Conducted Marine Rescue Drills - Boat Operator Task Book sign offs
- Participated in Marine drill at Alcatraz
- Provided MERF access for SFO Maintenance
- Conducted CPR renewal and the AP Division hosted CPR for SFO staff
- Conducted Battalion Drills, in particular ARFF and Structure Fires
- Administered Special Operations, Haz Mat CGI detector calibration and identified equipment needs

- Discussed Special Operations, Hyatt Highrise Pre-plan
- Conducted Confined Space training
- Conducted Marine Rescue SOG for SFO

Rescue Captains Anderson, Beckwith, and Morley

- Responded to 46 medical calls and assisted and observed paramedics on other non-emergency calls.
- Picked up, reviewed, and graded written PCRs.
- Taught American Heart BLS (CPR) to Airport Division, Airport SAO, United Airlines and, Airport DHR
- Taught AHA First Aid to SFO Personnel
- Worked with Health Safety & Wellness to expand AED program.
- Attended Daily 1715 ADM meeting via conference calls.
- Attended Daily EMS conference calls.
- Monitored and scheduled Bike Program.
- Maintained PPE readiness.
- Maintained social distancing and deep cleaning of firehouse daily.
- Trained new members in MCI and San Mateo County EMS protocols

CAD RUN TOTALS – April 2023

TYPE	DESCRIPTION	COUNT
519	TRFC COLLISION - INJ	1
520	AIDED CASE	430
528	FIRE	6
802	CORONER	2
ALERT1	ALERT ONE	1
ALERT2	ALERT TWO	4
ELEV	ELEVATOR RESCUE	20
FIRE	FIRE ALARM	41
GASINV	GAS INVESTIGATION	1
ODORINV	ODOR INVESTIGATION	2
RESCUE	FD RESCUE CALL	1
SEWAGE	SEWAGE LEAK	2
SMKINV	SMOKE INVESTIGATION	2
SPILL	SPILL OF MATERIAL	3
SVC	SERVICE CALL	8
SVCM	SERVICE CALL FOR MEDICS	1
	TOTAL	525
	BIKE MEDIC TOTAL	312



Deputy Chief of Operations

Robert Postel

Report to the Commission

Division of Training

SFFD Division of Training Division Update April 1 to April 30, 2023

ADC Shayne Kaialoa

Meetings/Exercises/Training Attended:

- Attended the regular Fire Commission, CD1 Staff, quarterly, and CD2 bi-weekly meetings
- Attended the FireScope Operations Meeting
- Attended the 5" hose drill at the SFPUC.
- Attended the CALOES Mutual Aid Reimbursement System (MARS) training.
- Met with the Mutual Aid Committee Chair, Assistant Chief Baker to discuss the new type 6 engines, 2023 refresher, and academy training.
- Participated in the selection process of the 132nd Academy
- Participated in the San Francisco Airport H-28 Training interviews
- Participated in a follow up Battalion Chief Mentorship meeting with ADC Buford and BC Winn
- Attended the Cherry Blossom Parade, and the H3L2 #9 graduation
- Performed an audit on the Business class delivered to the Bureau of Fire Prevention
- Conducted the Multi-Media Section weekly briefing meeting with project manager Sam Schow, to discuss current projects, policies, and Station 4 studio buildout
- Conducted H-39, H-28, H-16 interviews for the Suppression Academy
- Performed recruit conferences with Chief Buford to discuss deficiencies, academy, home life, and resources necessary for recruit success
- Attended the CalJac 16th Biennial Conference where SFFD received the 2023 Prestigious Partnership Award
- Attended the third SFFD Truck Academy planning meeting



Probationary Training


- 130th Class began probation on November 18, 2022
 - Px members have been all scheduled for practice drills for aerial, pump, and cones
 - Px Pump and Aerial Testing almost complete
 - Six-month Px TESTs and Pre-Trip/Road TESTs are in progress
- 129th Class began probation on June 3, 2022
 - All Px members have been scheduled for practice drills for aerial, pump, and cones
 - Px Testing on Pump and Aerial complete
 - Two Px members still need to complete their first six-month assignment due to DP
 - 1-Year Px TESTs and Pre-Trip/Road TESTs in progress
- 128th Recruit Class began probation on December 23, 2021
 - One Px member still needs to complete 1-Year Testing due to DP
 - Most Px members have been re-assigned to VR spots
- Testing of PX firefighters for Pump/Aerial tests, pre-trip inspections, and hose leads
 - 163 PX members
 - 280 total hours
- Lt. Dave Lester revising documents for future use
- Fire Reserves
 - Weekly training
 - Fire Reserve Command Staff working on program improvements
 - Request for Fire Reserve members' email addresses be provided to Fire Reserve Command Staff
 - Request for Vector accounts for Fire Reserve members
- Utilizing Cone Course at Alemany Farmers Market for \$100/day
- Vector Solutions
 - Assignments for 131st Recruit Class and all Px Classes.

- Review training operation benefits of the Evaluations+ platform

Auto Extrication Drills

- General Order 20 A-83 states that every Saturday one Truck Company and one Rescue Squad must report to the Division of Training for Saturday Auto Extrication Drills per company schedule
- There were 5 scheduled training days in April 2023 at the Folsom Street Campus
- The following Companies were due to attend training this month with modifications and social distancing measures in place:
 - 4/1/23 Truck 1, Rescue Squad 2
 - 4/8/23 Truck 2, Rescue Squad 1
 - 4/15/23 Truck 3, Rescue Squad 2
 - 4/22/23 Truck 4, Rescue Squad 1
 - 4/29/23 Truck 5, Rescue Squad 1
- Extrication vehicles will be designated with Truck identifier and date of scheduled training. Each Truck gets half a vehicle leaving one vehicle for impromptu training on a first come first serve basis.





Suppression In-Service Drills and Instruction

DRILLS AND INSTRUCTION	MEMBERS TRAINED	TRAINING HOURS RECEIVED*
Live Fire/Module Fire Commission	12	36
Peaked Roof Operations	25	50
SCBA Test	4	2
Ladder Drill	25	50
Hose Lead Drills	32	64
TOTAL	98	202

Online Suppression Training: 1206 hours

Additional Work Performed

- Completed hour “Return to Duty” evaluations
- Completed construction/repairs of Flat roof Rotary Saw Evolution
- Upgraded Ceiling prop (module)
- Utilized site for single company ladder, hose and forcible entry drills
- Cleaned and maintained facility/tool request
- Performed Pre Tower evolution
- Performed DEI Pre Tower evolution
- Prepared WAYMO First Responder training curriculum for June training
- Constructed Truck Academy prop builds, Stairs, forcible entry, flat roof, drop wires
- Conducted Auto extrication drill
- Conducted 5-inch hose drill/test with Water Department

* April and future training hours are being adjusted to conform to HRMS training records

DOT/EMS Academy Drills and Instruction

DRILLS AND INSTRUCTION	MEMBERS TRAINED	TRAINING HOURS RECEIVED
Basic Life Support (CPR) Provider Recertification Course	11	33
H3L2 #9 Academy	7	560
H3L1 #23 Academy	17	2720
131 st H2 Academy EMS Training	50	100
BLS In-Service Training	11	11
ALS In-Service Training	23	71
H3 Probationary Testing	22	55
H2 Probationary EMS Testing	52	52
Station 49 Pre-Tower #9	29	116
Target Solutions	2222	2207
TOTAL	2444	5925

Additional Work Performed

- MMS Division Video work for multiple projects (filming, editing and voice overs)
- EMS Return to Duty Training
- Certification/Accreditation Tracking, ALS Licensure Audit
- EMS10 In service
- 9910 Admin and In-Service training
- TEMS training

Neighborhood Response Team (NERT)

NERT is a free training program for individuals, neighborhood groups and community-based organizations in San Francisco. Through this program, individuals will learn the basics of personal preparedness and prevention. The training also includes hands-on disaster skills that will help individuals respond to a personal emergency as well as act as members of a neighborhood response team.

San Francisco is made up of many neighborhoods. NERT trains San Francisco residents to be one ready community when it counts. Together NERT can create a lifeline between your family and neighbors, and the City's emergency responders.



Completed Training

Date	Event Name	Event description	Number of Participants	Number of NERT Instructors/ Staff
4/01, 4/08, 4/22, 4/29	Teen NERT training	NERT Classes 1, 2, 3, 4 Classes held at Saint Ignatius from 9:00-12:30	16 High School Students	2
4/04, 4/05	Full NERT training hosted by San Francisco State University	NERT Classes 1-6	56 students	7
4/05, 4/12	Full NERT Training	NERT Classes 5, and 6	24 Students	7
4/15	April Citywide Drill NERTs Spring into Action	Bi-Annual Citywide Drill held at TITF	94 NERT graduates	17
4/17	Advisory Board Meeting	Monthly Meeting	7	1
4/18	National CERT Conference -Exercise Committee	Discussed skills exercise for National CERT Drill	8	1
4/22	DEM - Resilience Fair	Tabling Event for Community Outreach	150	1
4/24	Meeting with Neighborhood leaders and Batt 9 at Station 15	Pilot Program for Battalion Lead 16:00-17:30	9	1
4/26	Full NERT training	Class #1	50	2
4/28	Empowered Communities Meeting	Meeting with DEM and DPH to discuss NERT roles	10	1

Upcoming Training

- Full NERT Training at DOT
- NERT Recertification Class
- Training at DOT (5/20/23)
- Volunteer Coordinator begins 5/30/23

Projects and Short-Term Plans

- Create a scaled down NERT train-the trainer class for DOT Instructors who want to teach Classes 1-6.
- Maintain ACS equipment at Battalion Stations.
- Clean and reorganize NERT Office.
- Continue updating NERT website and build graduate resources.
- Continue planning for National CERT Drill (6/26/23 to 7/1/23)
- Website Update
- Database Migration
- Utilize grant money

Challenges

- NERT CPR Instructors need recertification through SFFD (expiring September 2021 onward)
- Shortage of NERT Instructors; need existing members to teach

San Francisco Fire Auxiliary Reserve Monthly Report Drills and Instruction

- Train the Trainer / Extra Training at T.I.
- Battalion Drills and Hose Loads at T.I.
- Battalion Drills and Ropes & Knots at T.I.
- Battalion Drills and Ropes, Knots & Forcible Entry Tools at T.I.

Total of 358 hours



Volunteering/Community Service



- Sound the Alarm with Red Cross in the Sunset
- Local 798 SFFD Blood Drive
- Cherry Blossom Festival - Kimochi Teriburger Booth
- SFFD Chili Cook Off at the Marina Green
- SFFD Community Outreach Booth at the Cherry Blossom Festival
- NERT Citywide Drill at T.I.
- SFFD Career Resource Booth at City Hall
- City EMT MCI Event
- High Rise Drill at 49 Van Ness
- SFFD Booth at Big Climb for Leukemia & Lymphoma Society at Oracle Park
- High Rise Drill at 49 Van Ness

Total of 312 hours









NEWS RELEASE

DAY:	Wednesday	DATE:	04/19/2023	TIME:	13:38 HRS
INC#	FD23053312	SEQUENCE:	23-08		
ADDRESS:	1625 Leavenworth St #302	CROSS ST:	Lynch St/Bernard St		
STORIES:	4	TYPE:	5	OCCUPANCY:	27 units multi-residential apts/garage
CHIEF IN COMMAND:	D2 Thompson	STAGING:	NA		
DIVISION:	D2 Thompson	BATTALION:	B01 Thompson, D		
BOX/U/D	TIME	ENGINE	TRUCK	CHIEF	SPECIAL APPARATUS
1534	13:39	41 02 28	13 01	B01 D2	RS2 85 TCA11
WF	13:41	03 (RIC)		B04(Safety)	RC1 (MGS)
Special Call	13:47				80
2A	13:51	13 38 01 10	05 08	B02	AR1 BE1 MA1 71 CMDA5
	13:53	E08 REP 10		CD2	
	14:00	36			72 REP 71, PIO1 14:05 hrs
DIRECTED COVERS:	E37-13 and T11-13				
FIRE CONTAINED @:	14:21 hrs			FIRE UNDER CONTROL @:	15:56 hrs
FIREFIGHTERS:	81	UNITS	28		
RED CROSS NOTIFIED:	Yes x No	TIME:	14:19 hr	INCIDENT #	NA
DISPLACED RESIDENTS:	ADULTS: 20	10	CHILDREN:	0	ANIMAL: 0
<u>BUREAU OF FIRE INVESTIGATION REPORTS</u>					
FIRE INVESTIGATORS:	Labrado, Edward			McHale, Timothy	
ALARM INITIATED BY:	PHONE many calls	CAUSE:	Under investigation		
EXTENT OF FIRE:	BLDGS:	1	UNITS:	9	FLOORS: 3
FIRE BLDG DAMAGE	PROPERTY:	\$2 million		CONTENTS:	\$750,000
EXPOSURES	ADDRESS	PROPERTY	CONTENTS		
NA					
DEATHS	FIREFIGHTERS:	0	CIVILIANS:	0	
INJURIES:	FIREFIGHTERS:	0	CIVILIANS	1	
REMARKS:	<ul style="list-style-type: none"> • SFPD: #231091865 • PGE: 13:46 hrs high voltage wires • DBI: NA • Water Dept.: notification thru paging system • MUNI: NA • ACC: NA • 10-1 Modified: Engine only for building alarms 14:29-16:21 hrs • Fire Watches: NA Property secured with owner and workers on site • Top floor fire unit 302, hoarder conditions, water on fire: 13:47 hrs • Other units damaged due to fire operations in units 301 303 201 202 203 101 102 103 for a total of 9 units. 20 residents displaced with 9 utilizing Red Cross • 2 residents evaluated, one PDT and other 85 transport one code 3 STF smoke inhalation 				
DISPATCH OFFICERS	A/RC King CPT Pirosko			Report Author: CPT Pirosko	