



Operations Report

March 1, 2019 – March 31, 2019

Mark Gonzales

Deputy Chief of Operations

OPERATIONS REPORT

March 1 – March 31, 2019

GREATER ALARMS:

There were 3 greater alarm fires during this reporting period at the following locations:

2nd Alarm – (3/9/19) 0355 hours, 320 Wayland Street, cross street Brussels/Goettingen. Units arrived on scene to a 2 story, type 5 building. There were no injuries, and 4 people displaced. The cause of the fire is undetermined. (Chief Cherish Murdock)

Units found the top floor of an empty building under construction fully involved. Exterior of Bravo as well as Delta buildings were also on fire. Lines went into the front door and alley between Delta building, and onto the roof. A hole on the second floor proved to be a challenge. A line went into the Delta building, which prevented the fire from extending. Since Bravo building had no occupants, there were no injuries.

2nd Alarm – (3/11/19) 1319 hours, 461 Melrose Avenue, cross street Genessee. There were no injuries. This fire remains under investigation. (Chief Jose Velo)

Box 8241 was dispatched for a report of a fire in the building at 638 Mangels. Units immediately located the fire on the street above. The corrected address was 461 Melrose Avenue.

Units found a 2 story type 5 building with heavy smoke coming out of the rear of the building and also through the front door. Initially, residents from nearby structures reported that this building was not occupied. However, initial companies found signs of people living in the residence.

This street was narrow and presented difficulties for access to truck and engine companies. E15 was first due and led a ready line through the front door.

Ventilation was started by Truck 15. B9 was assigned fire Attack and upon arrival of Division 3, B6 was assigned Bravo exposure. B6 had called for a second alarm due to the extension of the fire to the Delta exterior wall.

The fire building did not extend out to the rear as far as Bravo or Delta. This presented an exposure problem on both sides. but due to the aggressive and coordinated fire attack, crews were able to prevent the fire from extending beyond the exterior walls of both exposures.

The building also had a subdivision 1 (below grade), but the fire did not extend there. The structure was filled with belongings and made it difficult for crews to advance into the building. Overall, a great job by all who responded.

2nd Alarm – (3/11/19) 1637 hours, 1239 Athens Street, cross street Cordova. There was 1 injury. This fire remains under investigation. (Chief Jose Velo)

A full box was dispatched to the 400 block of Athens Street. E43 saw a large column of smoke from a few blocks away and called for a second alarm. Upon arriving at the scene, it was discovered to be a car fully involved on fire on a 3 story, type 5 structure. Due to the aggressive fire attack of all the first alarm companies, the fire was kept in the garage with minimal

Public Information Officer

Fire Commission Report – March 1 to March 31, 2019

Lieutenant Jonathan Baxter

Notable Incidents

- 03-01-19 National Park completed the efforts at Ft. Funston and ended the active recovery efforts. The family has been notified and advised that the original land slide area has been cleared to an estimated 1% soil pack. Human remain canines searched the area again, with no success. NPS officers will provide routine patrol to the areas for the next month.
- 03-01-19 1ST ALARM FIRE, 766 Moscow. No Injuries; 8 displaced.
- 03-02-19 Possible explosion at Powell BART Station, EMS6 on viewed and witnessed smoke and people fleeing from location. Later discovered this was an M80 Fireworks device; no injuries.
- 03-07-19 1ST ALARM FIRE, 294 Sadowa Street. No injuries and 4 displaced.
- 03-09-19 2ND ALARM FIRE, 320-324 Wayland Street. No injuries; 4 displaced.
- 03-11-19 2ND ALARM FIRE, 461 Melrose Ave.; no injuries.
- 03-11-19 1ST ALARM FIRE 2476 Diamond Street; no injuries.
- 03-11-19 COASTAL RESCUE, Ocean Beach Stairwell 26. 1 Female Adult assisted out of water and will recover.
- 03-11-19 2ND ALARM FIRE, 1231 Athens Street. 1 adult smoke inhalation injury, but victim will recover; 2 displaced.
- 03-13-19 1ST ALARM FIRE, 361 Molimo Drive, 3 story building under construction. Fire in the garage. 1 pet rescued; no injuries.
- 03-14-19 1ST ALARM FIRE, 2950 Cesar Chavez Street. Fire in the walls; no injuries.
- 03-15-19 MVC AUTO PED, Join Muir and Lake Merced, 15 year old female with fatal head injury.
- 03-15-19 SFO TECHNICAL RESCUE, SFO units responded to a technical rescue at an industrial construction site. The victim was injured on the third level of a new building, requiring the use of the large truck on Ladder 55. The victim was rescued and will recover.
- 03-17-19 MVC Rollover vs a Muni Train, Taraval and 43rd Avenue. 2 adults treated for non-life threatening injuries.
- 03-17-19 COASTAL RESCUE, Great Highway at Ortega. Surfer in distress. Surfer was rescued and will recover.
- 03-17-19 COASTAL RESCUE, below Cliff House. Adult male stranded on rocks in surf. Extensive rescue efforts concluded with the US Coast Guard Helicopter and cutter bringing Department rescue swimmer and the victim back to Gashouse Cove. Victim will recover.
- 03-18-19 1ST ALARM FIRE, 55 Mason Street. No injuries; 8 displaced.
- 03-18-19 MCA, Divisadero and Page streets. Vehicle collided into a light pole creating a hazard with MUNI wires, electrical wires, and traffic. SFFD worked with DPW, PUC and MTA to mitigate the incident.


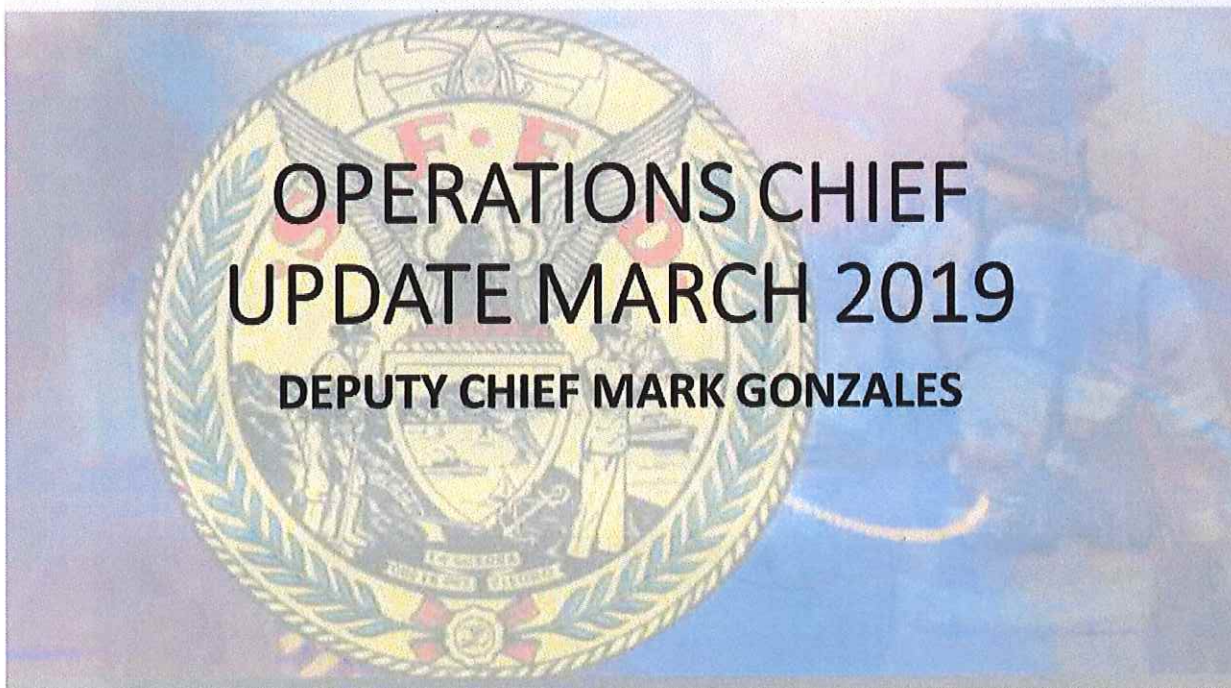
- 03-17-19 Multiple Surf Rescue Drills conducted in anticipation of large crowds due to pleasant weather.
- 03-20-19 Crews participated in the International Day of Happiness.
- 03-21-19 Multiple Bay Rescue Drills conducted.
- 03-21-19 Technical Rescue Training on the SS Jeremiah O'Brian.
- 03-21-19 Department PIO on viewed Medic 86 on a routine call providing amazing care to a homeless man.

Outreach

- Multiple Public Safety announcements have been made throughout the month covering items from Surf Safety to how to use a Fire Extinguisher. For more real-time announcements, please visit the Department Twitter account: [@sffdpio](#)
- Engine companies continue to distribute fire prevention and education material while on calls, or out in public. This material is now available on our website in multiple languages. To download visit www.sf-fire.org
- Coastal Rescue companies continue to give surf hazard education to the community while on calls, or while out in public (targeted to Ocean Beach Area).
- Cliff Rescue units provide cliff rescue and animal safety community outreach in areas such as Fort Funston.
- Sign up for emergency notifications by texting "ALERTSF" to this number: 888777
- Recruitment efforts towards all populations continue.
- "See the Red Lights Pull to the Right" campaign regarding yielding to emergency vehicles and how to react when there is an emergency vehicle is receiving public attention.
- Bicycle safety messages are on social media and in public areas promoting safe riding habits, wearing helmets, following the traffic laws, and yielding to pedestrians and emergency vehicles. It is an effort to reduce bicycle related accidents and injuries.
- Pedestrian safety and distracted driver safety messages on social media: "Look don't like" (referring to texting); yield to pedestrians; and share the road with bicyclists, to name a few.
- Pet safety tips for heat related issues placed on social media and shared with media outlets. Do not forget your pets when making a home or work escape or disaster plan.
- Cliff and hiking safety messaging on social media to help reduce falls, entrapments and rescue incidents.
- Information on the station rebuilds and ESER 2014 bonds have been posted on social media to help keep the community informed.
- The Department is part of a national fire service campaign called: "Close Your Door Before You Doze." This campaign encourages the closing of bedroom doors at night to increase your chances of survival or being rescued during a fire. The temperature outside a door can reach 1000 degrees, in comparison to 100 degrees behind a closed bedroom door.
- The Department has teamed up with DEM to promote the "When to Call 911" campaign to help reduce non-emergency calls to 911.
- The Department worked with SF-Environment to promote fire extinguisher disposal.

Other Events:


- Chief Jeanine Nicholson announced as Chief of the Department effective 05/06/2019.
- 03-20-19 Kelly Alves, Chief Hayes-White's Assistant, as well as a friend, mentor, coworker, and dedicated Public Servant, separated from the Department to pursue a career in the private industry. The Department will miss her and wish her the best of luck.
- 03-23-19 Assisted with and attended the Art of Fire Gala event at the Palace Hotel.



Pacific Auxiliary Fire Alarms



Tsunami Week Prevention and Education



BAY SAFETY DRILLS
MARCH 2019

CLOSE
BEFORE YOU
DOZE
OUTREACH



Congratulations Chief Hayes-White and
Chief Nicholson



H-8 Paramedic Per Diem Program

- Class of H-8s now on duty as of 3/9/19
 - Completing ride-a-longs and County Accreditation rides
- The Department looks forward to them joining field crews

CPR Refresher Training

- CPR Refresher training is almost complete
- EMS In-Service Training is preparing for ACLS and PALS refresher classes

Saint Patrick's Day Parade, 3/19/19

- EMS and Homeland Security collaborated on the Event Action Plan
- The Department co-located with the Police Department in their Mobile Command Vehicle
- The Department had three (3) medical emergencies along the parade route
 - All three people were transported to St. Francis
 - None were critical
- Department casualty among vehicles
 - One of the Gators became disabled on the ride back to Station 49
 - BOE transported the Gator by flatbed to Station 49
- Good convoy driving by Department crews, and excellent communication and situational awareness about the disabled vehicle.

Golden Gate Park, 4/20/19

- EMS and Homeland Security are collaborating with American Medical Response on the Event Action Plan for that Saturday.
- There will be Command-and-Control staff in the Park Police Forward Command Post, and at the County EOC at Turk Street.
- EMS will be participating in the Department of Public Health's Narcan Training
 - Friday, April 5, 2019
 - For City employees who will be staffing sites on 4/20/19

**San Francisco Fire Department
Incident Distribution - Identifiable Home Address (Last 6 Months)**

		No		Yes		Total
EMS6	2018/10	156	71%	63	29%	219
	2018/11	132	68%	62	32%	194
	2018/12	165	69%	75	31%	240
	2019/01	157	72%	61	28%	218
	2019/02	153	75%	51	25%	204
	2019/03	132	67%	64	33%	196
Total		895	70%	376	30%	1271
Average		149	70%	63	30%	212
Fire Incidents	2018/10	39				39
	2018/11	58				58
	2018/12	29				29
	2019/01	32				32
	2019/02	26				26
	2019/03	21				21
Medical Incidents	2018/10	2,772	37%	4,715	63%	7,487
	2018/11	2,767	36%	4,858	64%	7,625
	2018/12	2,844	35%	5,263	65%	8,107
	2019/01	2,779	35%	5,167	65%	7,946
	2019/02	2,696	37%	4,616	63%	7,312
	2019/03	2,728	36%	4,771	64%	7,499
Total		16,586	36%	29,390	64%	45,976
Average		2764	36%	4898	64%	7663
SFFD Totals (EMS-6 + Medical Incidents)	Total	17,481	37%	29,766	63%	47,247

	2019/01			2019/02			2019/03		
	Medical Calls	No Home Address	%	Medical Calls	No Home Address	%	Medical Calls	No Home Address	%
29 - 299 Vermont St.	148	65	43.92	139	76	54.68	167	69	41.32
31 - 441 12th Ave.	163	27	16.56	169	35	20.71	170	36	21.18
32 - 194 Park St.	161	43	26.71	149	26	17.45	183	47	25.68
33 - 8 Capitol St.	161	16	9.94	132	13	9.85	189	28	14.81
34 - 499 41st Ave.	107	40	37.38	96	21	21.88	100	21	21.00
35 - Pier 22 1/2	221	97	43.89	236	73	30.93	249	83	33.33
36 - 109 Oak St.	841	330	39.24	749	283	37.78	820	268	32.68
37 - 798 Wisconsin St.	69	24	34.78	78	13	16.67	84	18	21.43
38 - 2150 California St.	160	25	15.63	156	26	16.67	218	35	16.06
39 - 1091 Portola Dr.	90	21	23.33	59	4	6.78	87	19	21.84
40 - 2155 18th Ave.	114	17	14.91	111	15	13.51	140	14	10.00
41 - 1325 Leavenworth St.	243	43	17.70	214	50	23.36	227	29	12.78
42 - 2430 San Bruno Ave.	178	59	33.15	132	44	33.33	164	37	22.56
43 - 720 Moscow St.	240	49	20.42	193	32	16.58	206	33	16.02
44 - 1298 Girard St.	176	43	24.43	130	21	16.15	145	37	25.52
48 - 800 Avenue I, TI	47	8	17.02	39	8	20.51	28	3	10.71
51 - Presidio FD, Lincoln Blvd	28	12	42.86	24	14	58.33	28	15	53.57

Connections/Referrals

	Offered	Connected
Shelter	33	4
Sobering Center	73	35
Joe Healy Detox	35	2
Treatment Program	13	1
Psychiatric Services	8	7
TOTAL	162	49

Traccess Installation/Maintenance	2	1
File Research	9	20.5
Others (Initial Inspection, Technical Construction Inspection, Fire Clearance Request, Follow-Up Inspection, No Time Charged, Special System, Etc.)	22	8.3
PSD Counter	71	248.9
Administration (Email, Voicemail, Data Entry, etc.)	739	377.3
Code Research	57	98.3
Car Service	17	11
Training	63	244.3
Total	2878	2503.8

Total Permit Annual Inspections:

Total Annual Permit Inspections	3376
Completed	1897
Open	185
Pending	1294
Pending Mobile/Citywide Pending (No Fixed Address)	99
Actual Total Annual Permit Inspections (Without No Fixed Address)	3277
Actual Pending (Without No Fixed Address)	1195
% Completed	63.5%
% Target Completion	75%

Total Permit Annual Inspections (Port): March 2019

Total Annual Permit Inspections	96
Completed	27
Open	7
Pending	62
% Completed	35.4%
% Target Completion	75%

Permit Annual Inspections by Section (Permit): March 2019

Total Annual Permit Inspections	1482
Completed	692
Open	131
Pending	659
% Completed	55.5%
% Target Completion	75%

Types of Operational Permits Issued (March 2019):

Description	Number
Aboveground Stationary Tank, Storage & Use	4
Application of Flammable/Combustible Finishes	
Battery System, Storage & Use	1
Combustible Dust-Producing Operations	
Combustible Materials, Miscellaneous, Storage, Handling	
Compress Gas, Storage, Use, & Handling	2
Cryogenic Fluids, Storage & Use	
Dry Cleaning Plant, Operation	
Firefighter Air System, Maintenance, Testing	
Flammable/Combustible Liquid, Portable Containers	
Flammable/Combustible Finishes, Spray Painting Application	
Fruit & Crop Ripening Operation	
Hazardous Materials, Store, Transport, Dispense, Use, Handle	
High-Piled Storage	
Hot work Operations, Weld, Cut, Grind, Braze, Solder	2
Hot Work Operations, Jeweler, Grind, Braze, Solder	3
Hot Work Operations, Roofer, Open Flame Device, Conduct	
Industrial Oven, Baking/Drying Operation	
Limited Application of Flammable/Combustible Finishes	
Liquefied Petroleum Gas, Mobile Caterer (Food Truck)	10
Liquefied Petroleum Gas, Portable Cylinders	4
Liquefied Petroleum Gas, Roofer, Storage, Use	
Liquefied Petroleum Gas, Tank, Storage, Use	
Motor Fuel Facility, Operation	
Motor Fuel Facility, Self-Service, Operation	3
Open Flame (Candles, BBQ), Place of Assembly, Mobile Caterer	2
Place of Assembly Operation	9
Refrigeration Equipment Operation	4
Tires, Scrap/Tire Byproducts, Storage	
Vehicle Repair Garage, Major	3
Vehicle Repair Garage, Minor	1
Underground Stationary Tank, Storage & Use	4
Total	52

Fire Complaints

Total Overall Open Complaints (As of March 31, 2019): 342

Overall Open Complaints (R2 Inspections): 201

Overall Open Complaints (Other Sources): 141

Total Number of Complaints Received (March 2019): 448

Total Number of Complaints Received Through R2 Inspections: 168

Total Number of complaints Received Through Other Sources: 280

HQ Update:

220 food-trucks appeared at the Alemany Farmer’s Market for their annual inspection. The One Stop Permitting team attended and witnessed annual inspections conducted.

COMMUNITY OUTREACH

Monthly activity:	March '19	(Feb '19)	(Jan '19)	(Dec '18)	(Nov '18)	(Oct '18)	(Sep '18)
Community Presentations/ Education	12	10	8	4	13	23	17
Number of Attendees (approx.) – total	2,517	353	1,013	390	11,375	4,393	7,892

Public Informational Media:

- BFP Fire Marshal and Captains met with two guest Fire Managers from the Netherlands to exchange information on fire topics including community education with an emphasis on the elderly population
- Monthly CORE committee meeting included a presentation by two East Bay firefighters introducing a new Juvenile Program called “Fail Forward” where firefighters serve their community by engaging at-risk youth

Community Outreach Presentations/Education for March 1 to March 31, 2019

- 03-09-19; 2600 AURELIUS WALKER DRIVE, San Francisco, Alice Griffith Apartments 1000 – 1130 hours, residential. Provided Fire Safety in the Home Workshop consisting of Fire Safety in the Home PowerPoint presentation, interactive Bullseye Digital Fire Extinguisher System session and Fire & Life Safety information table. Fire & Life Safety Educational Information packets in English containing Fire Safety Tip Sheets from SFFD, NFPA, USFA and SFFD NERT were distributed. Brochures from NFPA, Home Fire Extinguishers, Fire Extinguishers at Work, Carbon Monoxide Alarms and Exit Drills in the Home were distributed. Distributed SFFD hot/cold packs and keychain flashlights imprinted with the SFFD website. Presented in English. Approximately 12 attendees.
- 03-12-19; 245 MARKET STREET, San Francisco, Pacific Gas & Electric 0830 – 1000 hours, public. Provided Fire Safety in the Home Workshop consisting of Fire Safety in the Home PowerPoint presentation, interactive Bullseye Digital Fire Extinguisher System session and Fire & Life Safety information table. Distributed SFFD’s Fire & Life Safety Information Packets in English, Chinese & Spanish consisting of fire safety tip sheets from the SFFD, NFPA, USFA and SFFD NERT. Distributed brochures from SFFD, NFPA, USFA, Alisa Ann Ruch Burn Foundation, DEM, SFFD Recruitment, NFPA Fire Extinguishers on the Job, Kitchen Fire Safety, Carbon Monoxide Alarms,

- 03-22-19; 890 BEACH STREET, San Francisco, hosted by Aquatic Park Senior Center, 1000 – 1200 hours, residential. Provided Fire Safety in the Home Workshop consisting of Fire Safety in the Home PowerPoint presentation and interactive Bullseye Digital Fire Extinguisher System session. Distributed SFFD's Fire & Life Safety Information Packets in English, Chinese & Spanish consisting of fire safety tip sheets from the SFFD, NFPA, USFA and SFFD NERT. Tabled distribution of brochures from SFFD, NFPA, USFA, Alisa Ann Ruch Burn Foundation, DEM, SFFD Recruitment, NFPA Fire Extinguishers on the Job, Kitchen Fire Safety, Carbon Monoxide Alarms, Exit Drills in the Home, Alisa Ann Ruch Burn Foundation. Distributed SFFD hot/cold packs and keychain flashlights imprinted with the SFFD website. Presented in English. 4 Kidde smoke alarms distributed. Approximately 20 attendees.
- 03-27-19; 335 POWELL STREET, San Francisco, The New Westin St. Francis Health & Safety Fair. 0900 – 1200 hours, and 1400 – 1700 hours, public. Provided Fire & Life Safety Information Table and Bullseye Digital Fire Extinguisher System. Tabled distribution SFFD's Fire & Life Safety Educational Packets in English, Chinese & Spanish, SFFD's Fire Safety Tips for San Francisco in Russian, Vietnamese & Filipino, brochures from SFFD, NFPA, USFA, Alisa Ann Ruch Burn Foundation, DEM, SFFD Recruitment, NFPA Fire Extinguishers on the Job, Kitchen Fire Safety, Carbon Monoxide Alarms, Exit Drills in the Home, Alisa Ann Ruch Burn Foundation. Distributed SFFD fire safety activity coloring books, picture books, plastic fire hats, sticker badges, fidget spinners, SFFD hot/cold packs, keychain flashlights imprinted with the SFFD website. 46 Kidde smoke alarms distributed. Approximately 500 attendees.
- 03-29-19; 225 – 30TH STREET, San Francisco, Hosted by On Lok at the 30th St. Senior Center, 1030 – 1200 hours, public. Provided Fire Safety in the Home Workshop consisting of Fire Safety in the Home PowerPoint presentation and interactive Bullseye Digital Fire Extinguisher System session. Distributed SFFD's Fire & Life Safety Information Packets in English, Chinese & Spanish consisting of fire safety tip sheets from the SFFD, NFPA, USFA and SFFD NERT. Tabled distribution of brochures from SFFD, NFPA, USFA, Alisa Ann Ruch Burn Foundation, DEM, SFFD Recruitment, NFPA Fire Extinguishers on the Job, Kitchen Fire Safety, Carbon Monoxide Alarms, Exit Drills in the Home, Alisa Ann Ruch Burn Foundation. Distributed SFFD hot/cold packs and keychain flashlights imprinted with the SFFD website. Presented in English with Spanish interpretation provided by OCEIA. Approximately 35 attendees.
- 03-30-19; 720 MOSCOW STREET, San Francisco, Red Cross "Sound the Alarm" event, 1730 – 1900 hours, public. Provided Fire & Life Safety Table and Bullseye Digital Fire Extinguisher Demonstrator. Tabling included distribution of printed packets of information from the SFFD in English, Russian, Chinese, Spanish, Vietnamese and Filipino consisting of fire safety tip sheets and information from NFPA, USFA and SFFD NERT. Also, brochures from SFFD, NFPA, USFA, Alisa Ann Ruch Burn Foundation, DEM, SFFD Recruitment, NFPA Fire Extinguishers on the Job, Kitchen Fire Safety, Carbon Monoxide Alarms and Exit Drills in the Home brochures, Alisa Ann Ruch Burn Foundation were tabled. DEM 9-1-1 refrigerator magnets, SFFD plastic fire hats, sticker badges, hot/cold packs, coloring books, picture books and fidget spinners were distributed. Fire & Life Safety Educational Information packets and SFFD keychain

Plan Check Section Update, Captain Kathleen Harold

Fire Plan Check Section Update: **March 2019**

	March '19	February '19
Permit applications submitted (permits approved):	1196 (OTC 1119)	1073 (OTC 1001)
Fire Plan Review fees collected at filing:	\$716,388	\$75,944
Fire Plan Review fees paid at issuance:	\$603,096	\$607,285
Total Fire Plan Review Fees Collected:	\$1,319,484	\$683,229
Total Fire Inspection Fees Collected at Issuance:	\$203,126	\$200,255
Water Flow revenue collected:	\$21,000	\$13,125
Fire Only Pre-Application Meeting Revenue	\$750	\$7,125
Fees Collected DBI Pre-Application Meeting	\$9,375	\$7,500
Fees Collected DBI Easement Review	\$0	\$1125
Plan Review Summary		
TOTAL FIRE FEES COLLECTED:	\$1,553,735	\$912,359
<i>(FYI DBI TOTAL FEES COLLECTED:</i>	\$7,466,189	<i>\$5,535,248)</i>
Summary:		
Total Plans in Fire Review Report:	614	664
No. of Plans reviewed but awaiting responses ("ON HOLD"):	452	465
No. of Plans waiting for review:	162	179
Total no. Pre-application meetings held (Fire only/DBI/Planning):	31	31
Rechecks	23	23
Non Pre-App Meeting	9	17

City-paid: 6 hours Boughn for backlog DBI# entry into Oracle, 3 hours Haney Admin. Total, 9 hours.

- Potrero Hope
 - Submitted the SFFD Comments Streetscape Master Plan Revision #3
 - Per SFFD agreement, once the roads in PHASE 1 are developed, all parties involve will conduct a field operations test. The outcome of this test will determine the future vertical curves for the rest of the project. If the test fails, a redesign for the balance of the project will be required.
 - Developer must coordinate with SFFD to complete the field operations test results.
- Hunters Point Shipyard
- Visitacion Valley
- Potrero Power Plant. 1800 residential units
- 1629 market Street. 584 Units. 5 low rise buildings
- India basin, 1375 units. Preliminary Master Plan
- Mission Bay
- 5M
- Park Merced

Community Developments: Vertical Design

- Re-check meeting and reviewed, SFFD comments Yerba Buena Island 301 Macalla Ct. Reviewed the sprinkler system, Application # 2018_0813_7195.
- Approved the Site Permit of the Yerba Buena Island 301 Macalla Ct. application # 2018 08 13 7195 S.
- Reviewed and approved the fire access street plans for Yerba Buena Island 301 Macalla Ct.
- Reviewed and approved Macalla Road Bypass for Yerba Buena Island
- Approved the site permit for 1 Avenue of Palms application # 2018_1022_3762.
- Reviewed and submitted the SFFD comments for subdivision mapping #9837 on 3/22/19
- Reviewed and submitted the SFFD comments for North Block 10 A Site Permit for Candlestick CP-02, address 625 Gilman St.
- Reviewed and submit the SFFD Comments for 100% Affordable project Arch/ MEP plans for 681 Florida St, Permit # 2018_0221_1851 S2.
- Reviewed and submit the SFFD comments for Site Permit Plans 5 Tomas Million Building A
- Reviewed and submitted the SFFD Comments for fire access roads and hydrants analysis for 160 Folsom St.

Accessory Dwelling Units (ADU) and Unit Legalization

- Information regarding the Addition of Dwelling Unit from 3/1/19 to 3/31/19
- Total Accessory Dwelling Units (ADU) reviewed 18 units
- Reviewed and approved Accessory Dwelling Units (ADU) and Unit Legalization plans for 6 units
- Reviewed and sent comments of Accessory Dwelling Units (ADU) and Unit Legalization plans for 12 units

Monday March 11, 2019, there was a second alarm at 1231 Athens. This is a single family home. The accidental fire was in garage and concentrated within a vehicle's engine compartment.

**TASC Monthly Section Update, Captain Chad Law
SFMTA - TASC, SDAT, DPW, Vision Zero Projects and SFFD Fire Access**

SFMTA: TASC (Transportation Advisory Safety Committee) Summary

- No objections to traffic calming proposals for 4 bike share station locations, 3 raised crosswalks, 3 median island installations, 1 Class IV Bikeway, 2 sidewalk widenings, 5 Speed Cushions, 12 Speed Humps - in Schools/Parks Zones and at not heavy SFFD utilized residential side streets approved by local Fire Station Officers/Drivers.

SDAT (Street Design Advisory Team)

- Weekly meetings at SF Planning Department to review streetscape plans/proposals for new developments.

DPW

- SFFD received 3 requests from DPW for SFFD plan review to provide comments on developer/contractor project requests that include street/sidewalk modifications, tentative mapping approval, street encroachments, sidewalk streetscape modifications; SFFD plan review to ensure SFFD apparatus, building and fire access. Reviewed 12 Fire Hydrant requests not to relocate Fire Hydrants that currently do not have a 5 feet clearance of obstructions but will remain 18"-24" to 9 feet from the curb. This is where a new handicap ramp or light poles are to be installed at the current locations. Site visits confirmed that the SFFD can still access these fire hydrants with the existing non-conforming conditions so SFFD approval granted to leave hydrants at current locations despite a bulb out or sidewalk widening. Where there might be SFFD visual difficulties to see a hydrant that is more than 2 from the curb, the SFFD requested an 18'-20' red "No Parking" zone with sidewalk signage showing "Fire Hydrant, Tow Away Zone" at midblock sidewalk extension locations and the installation of blue reflectors. These approvals saved City Agencies millions of dollars that would have been used to relocate a hydrant a few feet.

Improving Street Safety at Folsom/Howard St (FoHo Project) with Class IV Bicycle Lanes

- Reviewed multiple plans with PM's to increase pedestrian/bicyclists safety by DPW striping, signage, daylighting and the installation of Safe Hit posts to visually and physically separate the bicycle lane from the vehicle travel lane.

Vision Zero

- Attended and participated in the SFMTA Quarterly Vision Zero SF meeting with SFFD Inspector Chris Gauer.

Bollards

- Reviewing and researching Bollard Proposal at 27th and Bryant streets to protect the Emergency Waiting Room.


SFFD Airport Division Recent Activities
Division Update March 1 to March 31, 2019

ADC Khairul Ali

- Attended San Mateo County Mutual Aid Meeting at Redwood City Fire Department
- Attended SFIA Executive Committee Meeting
- Attended Terminal Evacuation Planning Meeting
- Attended Concepts & Objectives Meeting for SFIA Annual Emergency Exercise
- Met with SFIA Architecture regarding Fire Stations 1 & 2 Upgrade Construction
- Attended Debriefing with SFIA Safety Coordinator & Fire Crews regarding 3/15/19 Extrication
- Received "*Leadership in Energy & Environmental Design*" (LEED) Plaque for Fire Station 3
- Attended the Firefighters Cancer Prevention Gala at the Palace Hotel
- Conducted a Mutual Aid Committee Meeting
- Participated in an FAA Financial Compliance Review & Meeting
- Quarterly Check-in Meeting with Airport Director Ivar Satero
- Met with SFPD Officer Bennie Chin
- Attended Terminal 3 Partnering Meeting with SFIA Administration
- Attended an Emergency Preparedness Meeting regarding Active Shooter Scenario
- Attended AVSEC Tabletop Planning Committee Meeting
- Participated in Certification Readiness Review in preparation for FAA Annual Inspection
- Marched in the Chinese New Year Parade
- Part 139 ARFF Training Compliance Meeting with Josh Montgomery, SFIA Operations
- Attended monthly LRSAT & Ramp Safety Meeting
- Participated in ENet Conference Call
- Checked on Training Officer Ron Johansen during his convalescing
- Monthly Check-in meeting with SFIA COO Jeff Littlefield
- Monthly Check-in meeting with Ralf Ruckelshausen, SFIA Operations
- Attended Airfield Operations Meeting
- Attended two Fire Commission Meetings
- Attended weekly SOG Meetings with SFIA COO Ralf Ruckelshausen & SFIA Operations
- Attended San Mateo County Fire Chief's Association Meeting
- Attended SFFD bi-weekly Staff Meeting
- Attended SFIA bi-weekly Management Meetings
- Met with Airport Division Battalion Chiefs, Rescue Captains, & Fire Prevention personnel

CAD RUN TOTALS – March, 2019

TYPE	DESCRIPTION	COUNT
519	VEH ACCIDENT W/ INJ	1
519HR	HIT & RUN W/ INJ	1
520	AIDED CASE	389
528	FIRE	2
532	SUSPICIOUS MAIL OR SUBSTANCE	2
ALERT1	ALERT ONE	2
ALERT2	ALERT TWO	4
ELEV	ELEVATOR RESCUE	25
FIRE	FIRE ALARM	15
FUEL	FUEL ALARM	6
GASINV	GAS INVESTIGATION	2
ODORINV	ODOR INVESTIGATION	7
SEWAGE	SEWAGE LEAK	1
SMKINV	SMOKE INVESTIGATION	2
SPILL	SPILL OF MATERIAL	3
SVC	SERVICE CALL	16
SVCM	SERVICE CALL FOR MEDICS	1
	TOTAL	479
	BIKE MEDIC TOTAL	150



**San Francisco Fire Department
Activity Summary Report**

**From: 03/01/2019
To: 03/31/2019**

Calls by Resource Utilization

<i>Call Type</i>	<i>Calls</i>	<i>%</i>
EMS	4,498	34.59%
Fire	2,166	16.66%
Fire/EMS	6,338	48.75%
Total:	13,002	

Calls by Resource Utilization

<i>Call Type</i>	<i>Priority</i>	<i>Calls</i>	<i>%</i>
EMS	3	677	5.21%
EMS	2	3,821	29.39%
Fire	3	2,089	16.07%
Fire	2	77	0.59%
Fire/EMS	3	4,581	35.23%
Fire/EMS	2	1,757	13.51%
Total:		13,002	

Responses By Unit Type

<i>Unit Type</i>	<i>Runs</i>	<i>%</i>
Chief	1,781	6.58%
Engine	8,873	32.79%
Medic	8,431	31.16%
Others	1,329	4.91%
Private	3,135	11.59%
Rescue Captain	852	3.15%
Rescue Squad	316	1.17%
Truck	2,339	8.65%
Total:	27,056	

Calls by Battalion

<i>Battalion</i>	<i>Calls</i>	<i>%</i>
B01	1,276	9.81%
B02	2,688	20.67%
B03	2,344	18.03%
B04	1,293	9.94%
B05	952	7.32%
B06	827	6.36%
B07	599	4.61%
B08	1,026	7.89%
B09	925	7.11%
B10	1,023	7.87%
OTH	49	0.38%
Total:	13,002	


Incidents By Call Type

Call Type	Count	%	Call Type	Count	%
Medical Incident	2,052	15.8	Animal Bites	14	0.1
Sick Call	1,644	12.6	Eye Problem	12	0.1
Alarms	976	7.5	Explosion	3	0.0
Breathing Difficulty	950	7.3	Burns	3	0.0
Falls	891	6.9	Assist Police	3	0.0
Subject Unconscious	835	6.4	HazMat	2	0.0
Chest Pain	534	4.1	Industrial Accidents	2	0.0
Medical Nature Unknown	490	3.8	Train / Rail Fire	2	0.0
Traffic Collision	447	3.4	Confined Space / Structure Collapse	2	0.0
Seizures	339	2.6	Watercraft in Distress	1	0.0
Assault	336	2.6	Train / Rail Incident	1	0.0
Structure Fire / Smoke in Building	326	2.5	Drowning	1	0.0
Abdominal Pain	285	2.2			
Hemorrhage	281	2.2			
Transfer	257	2.0			
Citizen Assist / Service Call	252	1.9			
Other	232	1.8			
Overdose	216	1.7			
Cardiac Arrest	211	1.6			
Outside Fire	179	1.4			
Stroke	170	1.3			
Trauma	129	1.0			
Psychiatric Problem	122	0.9			
Electrical Hazard	111	0.9			
Back Pain	98	0.8			
Heart Problem	72	0.6			
Elevator / Escalator Rescue	65	0.5			
Allergic Reaction	64	0.5			
Diabetic Problems	58	0.4			
Gas Leak (Natural and LP Gases)	58	0.4			
Stab/Gunshot/Penetrating Trauma	50	0.4			
Headache	49	0.4			
Smoke Investigation (Outside)	38	0.3			
Vehicle Fire	37	0.3			
Water Rescue	24	0.2			
Choking	24	0.2			
Odor (Strange / Unknown)	22	0.2			
Pregnancy	19	0.1			
Fuel Spill	17	0.1			

Working Fires and Greater Alarms

Call No.	Date	Address	Batt.	Alarms	Losses	Units	Pers.
19025371	03/01/2019	766 MOSCOW ST	B09	1	\$60,000	15	42
19025879	03/02/2019	865 POST ST	B04	1	\$35,000	11	34
19025946	03/02/2019	351 19TH AV	B07	1		11	
19028143	03/07/2019	294 SADOWA ST	B09	1	\$35,000	14	38
19028877	03/09/2019	320 WAYLAND ST	B10	2		25	
19029875	03/11/2019	461 MELROSE AV	B09	2		25	63
19029898	03/11/2019	2476 DIAMOND ST	B06	1	\$1,100,000	23	56
19029970	03/11/2019	1231 ATHENS ST	B09	2	\$45,000	27	73
19030908	03/13/2019	361 MOLIMO DR	B09	1	\$70,000	14	39
19031189	03/14/2019	1011 TURK ST	B02	1		2	
19031316	03/14/2019	2887 CESAR CHAVEZ ST	B06	1	\$35,000	13	37
19032793	03/18/2019	55 MASON ST	B03	1	\$5,500	15	40
19034773	03/22/2019	10 22ND ST	B10	1		14	38
19036597	03/27/2019	2203 26TH AV	B08	1		13	

Total Working Fires and Greater Alarms: 14



San Francisco Fire Department Monthly Response to Medical Calls Through 03/31/2019

First Unit On Scene [6]

	Non Emergency Response (Priority 2)					Emergency Response (Priority 3)					
	Source Data		Validated Responses			Source Data		Validated Responses			
	Count	90th %	Count	Average	90th %	Count	90th %	Count	Average	90th %	% OTP
2018/04	4,933	16.83	4,842	8.73	16.22	4,601	5.85	3,820	3.36	5.17	81.60
2018/05	5,315	17.75	5,208	9.10	17.24	4,777	5.86	3,914	3.39	5.15	81.27
2018/06	5,144	17.89	5,045	9.13	17.13	4,652	5.93	3,830	3.39	5.30	79.77
2018/07	5,131	17.30	5,042	8.90	16.63	4,546	5.75	3,747	3.22	5.00	83.77
2018/08	5,001	17.65	4,893	9.15	16.88	4,602	5.97	3,816	3.35	5.18	82.89
2018/09	4,876	18.37	4,797	9.42	17.62	4,499	6.02	3,671	3.52	5.43	78.75
2018/10	5,076	19.12	4,977	9.73	18.19	4,620	6.15	3,785	3.66	5.57	78.34
2018/11	4,876	18.12	4,805	9.14	17.12	4,595	6.07	3,796	3.51	5.37	79.03
2018/12	5,084	17.98	4,990	9.27	17.17	4,707	5.91	3,871	3.40	5.33	80.32
2019/01	5,015	17.55	4,912	9.21	16.68	4,656	6.00	3,856	3.47	5.30	80.42
2019/02	4,784	17.83	4,699	9.31	17.07	4,324	5.92	3,533	3.47	5.20	80.58
2019/03	5,397	18.00	5,314	9.32	17.23	4,968	5.97	4,058	3.50	5.35	80.21

First ALS Unit On Scene [7]

	Non Emergency Response (Priority 2)					Emergency Response (Priority 3)					
	Source Data		Validated Responses			Source Data		Validated Responses			
	Count	90th %	Count	Average	90th %	Count	90th %	Count	Average	90th %	% OTP
2018/04	4,890	17.10	4,809	8.98	16.47	4,566	6.68	3,788	3.77	5.85	94.64
2018/05	5,267	17.98	5,173	9.37	17.43	4,753	6.75	3,896	3.76	5.87	94.48
2018/06	5,067	18.20	4,990	9.44	17.43	4,605	6.88	3,797	3.81	6.14	94.15
2018/07	5,085	17.52	5,006	9.17	16.85	4,513	6.63	3,721	3.68	5.87	94.76
2018/08	4,937	17.97	4,853	9.46	17.13	4,563	6.83	3,791	3.76	6.07	94.06
2018/09	4,824	18.58	4,753	9.70	17.90	4,454	7.00	3,640	3.95	6.30	92.99
2018/10	5,041	19.35	4,950	10.01	18.45	4,582	7.37	3,758	4.10	6.44	91.96
2018/11	4,837	18.33	4,772	9.41	17.38	4,558	7.17	3,766	3.97	6.43	92.83
2018/12	5,031	18.27	4,950	9.56	17.42	4,678	6.93	3,854	3.83	6.15	93.59
2019/01	4,983	17.80	4,891	9.41	16.85	4,631	6.90	3,834	3.85	6.06	93.84
2019/02	4,740	18.00	4,664	9.55	17.23	4,301	7.12	3,513	3.89	6.05	93.62
2019/03	5,301	18.52	5,226	9.84	17.56	4,907	7.72	4,013	4.19	6.87	90.48

First Ambulance On Scene [8],[9]

	Non Emergency Response (Priority 2)						Emergency Response (Priority 3)					
	Source Data		Validated Responses			% OTP	Source Data		Validated Responses			
	Count	90th %	Count	Average	90th %		Count	90th %	Count	Average	90th %	% OTP
2018/04	4,702	18.32	4,572	9.97	17.18	94.60	4,388	10.23	3,604	5.48	8.80	93.95
2018/05	5,065	19.10	4,906	10.42	17.96	93.80	4,572	10.87	3,683	5.57	9.11	92.64
2018/06	4,867	19.37	4,727	10.50	18.05	93.63	4,419	10.84	3,578	5.61	9.05	93.35
2018/07	4,913	18.49	4,796	10.23	17.28	94.83	4,309	10.28	3,508	5.52	8.93	93.73
2018/08	4,772	19.36	4,641	10.64	18.03	93.75	4,362	11.10	3,567	5.65	9.28	92.77
2018/09	4,605	19.87	4,493	10.93	18.63	92.83	4,263	11.10	3,426	5.81	9.42	91.80
2018/10	4,808	20.69	4,657	11.28	19.33	91.32	4,401	11.37	3,549	6.00	9.80	90.76
2018/11	4,638	19.23	4,538	10.56	17.99	93.81	4,375	10.98	3,560	5.69	9.32	92.42
2018/12	4,851	19.48	4,729	10.72	18.10	93.55	4,499	10.85	3,684	5.67	9.17	92.86
2019/01	4,840	18.80	4,693	10.39	17.50	94.48	4,478	10.78	3,651	5.61	8.98	93.67
2019/02	4,581	19.05	4,461	10.57	17.83	94.04	4,166	11.08	3,370	5.65	9.15	93.00
2019/03	5,124	19.74	5,001	10.80	18.22	93.12	4,747	10.81	3,831	5.66	9.33	92.22

NEWS RELEASE

DAY:	Saturday	DATE:	3/09/19		TIME:	03:55	
INC#	FD19028877		SEQUENCE:	19-04			
ADDRESS:	320 Wayland St		CROSS ST:	Brussels St/Goettingen St			
STORIES:	2	TYPE:	5	OCCUPANCY:	Vacant under construction		
CHIEF IN COMMAND:	D3 Murdock		STAGING:	N/A			
DIVISION:	D3 Murdock		BATTALION:	B10 Pumphrey			
BOX/U/D	TIME	ENGINE	TRUCK	CHIEF	SPECIAL APPARATUS		
6332	03:55	42 44 17	17 09	B10 B06 D3	RS2 M81 TAC10		
WF	03:59	32 (RIC)			RC3		
2ND	04:01	43 09 25 26	11	B09	83 AR1 BE1 MA1 Command A6		
	04:01				CD1 CD2 PIO monitoring radio		
DIRECTED COVERS:		E04-42					
FIRE CONTAINED @: 04:21				FIRE UNDER CONTROL @: 04:51			
FIREFIGHTERS:	67	UNITS	22				
RED CROSS NOTIFIED:	YES		TIME:	04:45	INCIDENT #	19-1167	
DISPLACED RESIDENTS:	ADULTS:		2	CHILDREN:	2	ANIMAL:	N/A
<u>BUREAU OF FIRE INVESTIGATION REPORTS</u>							
FIRE INVESTIGATORS:	BISIO, CARLA			HORTA, MICHAEL			
ALARM INITIATED BY:	PHONE		CAUSE:	Under investigation			
EXTENT OF FIRE:	BLDGS:	3	UNITS:	5	FLOORS:	2	
FIRE BLDG DAMAGE	PROPERTY:	\$1 million			CONTENTS:	\$200,000	
EXPOSURES	ADDRESS		PROPERTY	CONTENTS			
Bravo	324 Wayland St		\$50,000	\$25,000			
Delta	312-314 Wayland St		\$50,000	\$25,000			
DEATHS	FIREFIGHTERS:	0	CIVILIANS:	0			
INJURIES:	FIREFIGHTERS:	0	CIVILIANS:	0			
REMARKS:	<ul style="list-style-type: none"> • SFPD: .190680392 • PGE: Notified 04:47 hrs • DBI: Notified 04:48 hrs • Water Dept.: Notification thru pager Greater Alarm Group • MUNI: N/A • ACC: N/A • 10-1 Modified : N/A • Fire Watches: 06:00 to 08:00 hrs E04 • Fire building was a vacant 2 unit building under construction • Displaced residents from the Bravo exposure, 324 Wayland St 						
DISPATCH OFFICERS	RC Seibert/Lt Mangiola			Report Author: Lt Mangiola/Lt Pirosko			

1
2
3
4
5
6
7
8

NEWS RELEASE

DAY:	Monday	DATE:	03-11-19	TIME:	13:19	
INC#	FD19029875	SEQUENCE:	19-05			
ADDRESS:	461 Melrose Av	CROSS ST:	Genessee St/Lulu Al			
STORIES:	3	TYPE:	5	OCCUPANCY:	1 Below/2 above grade SFR	
CHIEF IN COMMAND:	Velo	STAGING:	N/A			
DIVISION:	3	BATTALION:	B09, B10, B06			
BOX/U/D	TIME	ENGINE	TRUCK	CHIEF	SPECIAL APPARATUS	
8241	13:19	15 39 26	15 19	B09 B06 D3	RS2 M75	
WF	13:24	32 (RIC)			RC4	
2A	13:29	19 20 40 43	11	B10 SO4	AR1 BE1 MA1 70 A6 (Command Channel)	
	13:32				CD1 Monitoring	
	13:33				CD2 Monitoring	
DIRECTED COVERS:	N/A					
FIRE CONTAINED @:	13:49 hrs		FIRE UNDER CONTROL @:	14:40 hrs		
FIREFIGHTERS:	67	UNITS	23			
RED CROSS NOTIFIED:	Yes	No X	TIME:	N/A	INCIDENT #	N/A
DISPLACED RESIDENTS:	ADULTS:	1	CHILDREN:	0	ANIMAL:	0
<i>BUREAU OF FIRE INVESTIGATION REPORTS</i>						
FIRE INVESTIGATORS:	Bisio, Carla			Martinez, Erick		
ALARM INITIATED BY:	PHONE	CAUSE:	Under Investigation			
	Many calls					
EXTENT OF FIRE:	BLDGS:	3	UNITS:	1	FLOORS:	2 above floors
FIRE BLDG DAMAGE	PROPERTY:	350,000.00		CONTENTS:	50,000.00	
EXPOSURES	ADDRESS	PROPERTY	CONTENTS			
Bravo	455 Melrose Av	7500.00	0			
Delta	467 Melrose Av	7,500.00	0			
DEATHS	FIREFIGHTERS:	0	CIVILIANS:	0		
INJURIES:	FIREFIGHTERS:	0	CIVILIANS	0		
REMARKS:	<ul style="list-style-type: none"> • SFPD .190701985 • PGE N/A • DBI # 201935591 • Water Dept. Notification thru Greater Alarm Page group • MUNI N/A • ACC N/A • 10-1 Modified N/A • Fire Watches: N/A • Both exposures are habitable construction type: 3 story (1 below/2above) SFR. Forcible entry damage and exterior damage. Fire building damages are to the 2 floors above grade • Water on fire 13:34 hrs • SO4 OS 13:42 hrs 					
DISPATCH OFFICERS	RC Morley/ Lt Pirosko		Report Author: RC Morley/Lt Pirosko			

NEWS RELEASE

DAY:	Monday	DATE:	03-11-19	TIME:	16:37 hrs	
INC#	FD19029970	SEQUENCE:	19-06			
ADDRESS:	1239 Athens St	CROSS ST:	Cordova St/Naples St			
STORIES:	3	TYPE:	5	OCCUPANCY:	SFR	
CHIEF IN COMMAND:	D3 Velo	STAGING:				
DIVISION:	D3 Velo	BATTALION:	B09 Schwartz			
BOX/U/D	TIME	ENGINE	TRUCK	CHIEF	SPECIAL APPARATUS	
6225	16:37	43 15 33	15 19	B09 B06 D3	RS2 60 TCA10	
WF	16:41	32 (RIC)			RC4	
2A	16:42	42 44 26 39	11	B08	93 AR1 BE1 MA1 A6	
DIRECTED COVERS: NA						
FIRE CONTAINED @: 16:56 hrs			FIRE UNDER CONTROL @: 17:05 hrs			
FIREFIGHTERS:	67	UNITS	22			
RED CROSS NOTIFIED:	Yes X No	TIME:	18:30	INCIDENT #	19-1180	
DISPLACED RESIDENTS:	ADULTS:	2	CHILDREN:	1	ANIMAL: 0	
<i>BUREAU OF FIRE INVESTIGATION REPORTS</i>						
FIRE INVESTIGATORS:	Bisio, Carla			Marinez, Erick		
ALARM INITIATED BY:	PHONE	CAUSE:	Under investigation			
EXTENT OF FIRE:	BLDGS:	1	UNITS:	1	FLOORS:	2
FIRE BLDG DAMAGE	PROPERTY:	\$20,000	CONTENTS:	\$10,000		
EXPOSURES	ADDRESS	PROPERTY	CONTENTS			
NA						
DEATHS	FIREFIGHTERS:	0	CIVILIANS:	0		
INJURIES:	FIREFIGHTERS:	0	CIVILIANS:	1		
REMARKS:	<ul style="list-style-type: none"> • SFPD: .190702859 • PGE : 17:42 hrs • DBI : N/A • Water Dept. : notify thru SECOND page group • MUNI : N/A • ACC : N/A • 10-1 Modified : N/A • Fire Watches: N/A • All 2A units cancelled by D3 Velo, report to be done by B09 Schwartz • Fire in garage • 1 civilian evaluated for smoke inhalation/PDT • Water on garage fire 16:44 hrs 					
DISPATCH OFFICERS	PMC Morley/Lt Pirosko	Report Author: Lt Pirosko				