



OPERATIONS UPDATE
FOR OCTOBER 2019
DEPUTY CHIEF
VICTOR WYRSCH

OPERATIONS REPORT

October 1 – October 31, 2019

GREATER ALARMS:

There was one greater alarm fire during this reporting period.

2nd Alarm – (10/7/19) 1225 hours, 255 Vienna Street, cross streets Avalon and Excelsior avenues. There were 5 injuries. This fire is under investigation. (Battalion Chief Anita Paratley)


The initial attack was an aggressive offensive interior attack with the incident priorities of life safety, rescue, extinguishment, and to prevent extension. As the FD arrived, residents that exited the fire building were unsure if all occupants were out and accounted for. E43 and two members of T15 proceeded to the second floor living quarters to perform primary search, locate, confine and extinguish the fire. The other members of T15 laddered the BRAVO building for a safe anchor point in order gain access to the FB roof. T15 Roof checked perimeter for victims, assessed the fire growth as well as performed vertical ventilation to alleviate fire conditions in the interior. They proceeded to the BRAVO building to do the same as the fire quickly spread. Turbulent heat and smoke conditions both in interior and roof made suppression operations very difficult.

266 Vienna Street was on a block of attached residential buildings with rapid-fire growth on a warm day with almost little or no wind conditions. The turbulence and intensity of the fire itself posed a significant threat of spreading to more buildings. Companies performed extremely well stopping the fire growth at the BRAVO building where fire did penetrate. DELTA building experienced radiant heat damage only. A Second Alarm was struck once the fire auto exposed into BRAVO. Second alarm companies made an aggressive attack on BRAVO. There were no occupants in the exposure buildings.

Interior attack companies quickly alerted Command that fire was also located on the ground level garage. This placed E43 and T15 in potential danger as the fire was beneath them. The point of origin was on a subfloor utility room located in the rear of the dwelling. The garage door was breached quickly, and a second hose line was directed to the rear of the building to control aggressive fire spread, protect companies, and potential victims above. All companies communicated pertinent information regarding conditions, resources needed and performed extremely well under difficult fire conditions.

Obstacle: Once forcible entry was performed on the garage door, there was a delay in charging the 200' Ready Line. The first Engine did not have the supply to charge that second hose line immediately, intensifying the fire and amount of heat. Recommendation: A coordinated attack with charged hose line in place before breaching the door.

The FB took (3) hose lines and ventilation to control. BRAVO had (2) hose lines in the interior to fully extinguish, and a third hose line was placed on roof as a strategic vantage point to extinguish the rear of the FB. DELTA exposure had (1) hose line-as a precautionary measure to check for extension. DELTA's hose line was then repositioned to the rear yard in order to direct streams to the fire building sub-floor, the point of origin. The FB was structurally damaged in the entire rear, with an interior staircase collapse, partial roof collapse, rendering it unsafe for an interior attack to continue. The two hose lines from BRAVO and DELTA were directed to fully control this fire from



2nd Alarm 266 Vienna



266 VIENNA STREET 2ND ALARM



COMMAND STAFF VISIT KINCADE FIRE
STRIKE TEAMS

10-22 YELLOW ALERT MCI, Cayuga and Geneva. Vehicle crashed into bus stop, 6 patients
 10-22 WILDLAND FIRE Williams and RR Tracks, 1/3 acre no structures
 10-22 RED ALERT MCI 3rd and Palau. MUNI bus vs car, 7 patients
 10-23 1st ALARM 413 Moscow
 10-23 1st ALARM 1400 Phelps
 10-24 SURF RESCUE Ocean Beach, 16yo rescued
 10-25 MUTUAL AID, OES 361 to Kincade Fire
 10-25 MUTUAL AID, City Strike Team 2250A to Kincade Fire
 10-26 MVA TRAPPED JAWS OF LIFE. 19th and Sloat, 3 Rescued
 10-26 MUTUAL AID E 72 and E74 to Kincade Fire, Mixed Strike Team #2006A
 10-26 CLIFF RESCUE Ft. Funston, adult and dog rescued
 10-27 1st ALARM 581 Orizaba
 10-27 Building Collapse (wind) 1052 Potrero. No injuries
 10-27 WILDLAND AUTOMATIC AID FIRE, 101 at Candlestick, large fire high winds. No structures
 10-27 240 Corona, 4 people trapped under fallen tree and building damage; 4 rescued
 10-27 62 wind related calls for service
 10-27 EOC activated for Kincade Fire evacuees
 10-29 1st ALARM 225 17th Ave.
 10-30 1st ALARM 1004 Masonic
 10-31 SFO ALERT 2 WATER RESCUE, person in need of help in water. Unfounded incident
 10-31 1st ALARM 1714 Greenwich
 10-31 BAY RESCUE man fell off pier at ferry landing. FB 3 deployed rescue boat from FS35. Members dove under water and located unconscious victim and pulled him to the surface. Patient revived and taken to hospital.

Social Media Responses

- You guys are amazing -Twitter
- Thank you, Lt. Baxter, for keeping us informed on all these incidents -Twitter
- Thank you SFFD for helping us in Windsor
- Thank you SFFD for saving the day -Twitter #Kincade Fire
- Chief Nicholson is my inspiration- Instagram

Functions

10-1 NBC Fire Boat Story
 10-1 Mission High Fire EMS Academy Field Trip to FS 6
 10-1 SFO FIRE Training ARFF
 10-1 Fire Boat 3 Training with NAVY
 10-2 SFO DISASTER DRILL
 10-2 UCSF Children's Family House children visit Firefighters
 10-3 Fleet week Joint Safety Presser
 10-3 Bright Horizons School Visit E29
 10-4 CPUC Orientation day at Phelps Street plant
 10-4 Spanish Fire Firefighters
 10-4 H3L1 15th Graduating Class
 10-5 Blessing of the Fleet FB3
 10-6 Hair Cuts and Blood Pressure Checks with the SFBFA and USCF
 10-6 Fleet Week events throughout week
 10-6 Castro Street Fair CORE BOOTH
 10-7 Fleet week KICK OFF Presser

10/17/2019	Community Outreach	2300 Folsom St.	SFFD	CORE
10/17/2019	Community Outreach	3750 18th St.	Mission High	
10/17/2019	Community Outreach	1501 O'Farrell St.	Rosa Parks School	
10/17/2019	Community Outreach	Crissy Field	LP30	
10/17/2019	Fire Prevention	510 Townsend St.		
10/16/2019	Community Outreach	1500 Market St.	Red Cross	Red Cross
10/16/2019	Community Outreach	312 19 th Ave.	SFSU	SFSU
10/16/2019	Community Outreach	100 Mission St.	SFPD	
10/16/2019	Community Outreach	AAU	AAU	
10/16/2019	Fire Prevention	536 Jones St.	Hotel Pierre	
10/16/2019	Fire Prevention	524 Valencia St.	Crown Hotel	
10/15/2019	Community Outreach	2300 Folsom St.	SFFD	MHFS
10/15/2019	Community Outreach	1231 Stevenson St.	DTIS	DTIS
10/14/2019	Recruitment	Ocean Ave	24 Hr. Fitness	
10/13/2019	Recruitment	1 Marina Green Dr.	Fleet Week	Fleet Week
10/13/2019	Community Outreach	1 Washington Blvd.	Italian Heritage	Parade
10/13/2019	Community Outreach	Pier 30	Pier	US Navy
10/13/2019	Community Outreach	St. Francis Burn Unit	St Francis	BURN
10/12/2019	Recruitment	1 Marina Green Dr.	Fleet Week	Fleet Week
10/12/2019	Community Outreach	1 Bay St.	Cannery Galleries	US NAVY
10/12/2019	Community Outreach	Pier 50	MARAD	Fleet Week
10/12/2019	Community Outreach	2 Sanchez St.	Duboce Park	Bark in Park
10/12/2019	Community Outreach	1700 Quesada Ave.	Neighbor Fest	NEN
10/12/2019	Community Outreach	1340 Powell St.	Station 2	SFFD
10/12/2019	Fire Prevention I	Citywide	Quesada Neighbor Fest	
10/11/2019	Recruitment	The Embarcadero	Marina Green	Fleet Week
10/10/2019	Community Outreach	SFO	SFO FIRE/ MHS CCSF	
10/10/2019	Community Outreach	SFO	UNITED AIR	UNITED
10/10/2019	Fire Prevention	510 S. Van Ness Ave.	Mission Hotel	
10/10/2019	Fire Prevention	670 Eddy St.		
10/9/2019	Community Outreach	Pier 32	USS Somerset	NAVY, MARINES
10/8/2019	Community Outreach	600 Ave. M	TI	NAVY/MARINES
10/8/2019	Community Outreach	32 The Embarcadero		NAVY
10/7/2019	Community Outreach	698 2 nd St.	Taiwanese Fire Delegates	
10/7/2019	Community Outreach	32 The Embarcadero		US NAVY
10/6/2019	Recruitment	400 Castro St.	Castro Street Fair	
10/6/2019	Community Outreach	32 The Embarcadero	FW	NAVY
10/5/2019	Community Outreach	27 The Embarcadero	bay	blessing of boats
10/4/2019	Community Outreach	750 Phelps St.	PUC	PUC
10/4/2019	Fire Prevention	58 Geary St.	Graystone Hotel	
10/3/2019	Community Outreach	1011 Turk St.	DEM	
10/2/2019	Community Outreach	2300 Folsom St.	SFFD	CORE
10/2/2019	Community Outreach	698 2 nd St.	SFFD	DTIS
10/2/2019	Fire Prevention	401 Valencia St.	Royan SRO	
10/1/2019	Community Outreach	27 The Embarcadero	SFFD St 35	NBC
10/1/2019	Community Outreach	Mission High	CCSF/SFUSD	

Deputy Chief of Operations
Victor Wyrusch
Report to the Commission

EMS Division Update
October
2019



**Emergency Medical Services
Fire Commission Report – October 1 to October 31, 2019
ADC Sandra Tong**

General Activities

- Observed SFO WMD Drill on October 2. Focused on MCI portion of the drill, and follow up with MGS/RC Morley.
- Conducted first EMS Leadership Committee meeting on October 4th, with a second on October 28th. Enthusiastic and engaged members who will be leading subcommittees, focusing on a variety of EMS specific areas. Two committee members will co-chair and solicit subcommittee members to join; committees will make recommendations to bring to the larger EMS Leadership Committee for review, and after successful vetting, will be forwarded up the Chain of Command for recommended action.
- Participated in a full day of Implicit Bias Training.
- Joined CD1, Chiefs Tangherlini and Pang in a tour and orientation of ZSFGH with CEO Dr. Ehrlich and staff to start the conversation of possible partnership on common concerns and goals.
- Met with the new Budget Analyst and provide an orientation to EMS and tour of Station 49.
- Visited Fire Stations to introduce self and talk about EMS issues and concerns. They have been very informative and fruitful, with constructive dialogue and helpful exchanges.

Noteworthy Calls

- 19118387 – Wrong way driver on 101N, 2 vehicle collision, 4 DOA (2 females, 2 males)
- 19120986 – Multi-patient from CJ, suspected Fentanyl OD, 8 transports of inmates and officers
- 19122889 – Fleet week fatality, 22 YOM unintentional fall from 5 story building, OME
- 19123732 – Yellow alert, cable car vs. truck (5 transports)
- 19126613 – Cardiac arrest, patient walked out of hospital 2 weeks later
- 19126962 – Cardiac arrest of twin infant females, expired at ED

San Francisco Fire Department

Incident Distribution - Identifiable Home Address (Last 6 Months)

		No		Yes		Total
EMS6	2019/05	176	70%	77	30%	253
	2019/06	158	83%	32	17%	190
	2019/07	177	81%	41	19%	218
	2019/08	105	74%	36	26%	141
	2019/09	102	73%	38	27%	140
	2019/10	107	75%	36	25%	143

14 - 551 26th Ave.	114	19	16.67	133	31	23.31	121	16	13.22
15 - 1000 Ocean Ave.	154	58	37.66	193	82	42.49	192	72	37.50
16 - 2251 Greenwich St.	152	46	30.26	182	75	41.21	154	48	31.17
17 - 1295 Shafter St.	331	76	22.96	350	70	20.00	336	64	19.05
18 - 1933 32nd Ave.	124	21	16.94	110	19	17.27	147	24	16.33
19 - 390 Buckingham Way	182	36	19.78	178	35	19.66	192	36	18.75
20 - 285 Olympia St.	36	7	19.44	52	7	13.46	37	4	10.81
21 - 1443 Grove St.	192	52	27.08	206	61	29.61	225	63	28.00
22 - 1290 16th Ave.	116	28	24.14	129	30	23.26	138	32	23.19
23 - 1348 45th Ave.	124	24	19.35	109	23	21.10	114	25	21.93
24 - 100 Hoffman St.	35	6	17.14	33	7	21.21	42	1	2.38
25 - 3305 3rd St.	96	26	27.08	81	22	27.16	82	22	26.83
26 - 80 Digby	56	5	8.93	43	6	13.95	58	6	10.34
28 - 1814 Stockton St.	269	110	40.89	273	118	43.22	292	120	41.10
29 - 299 Vermont St.	148	72	48.65	165	74	44.85	182	95	52.20
31 - 441 12th Ave.	161	38	23.60	177	30	16.95	179	31	17.32
32 - 194 Park St.	169	36	21.30	186	41	22.04	203	42	20.69
33 - 8 Capitol St.	154	18	11.69	170	37	21.76	166	31	18.67
34 - 499 41st Ave.	85	29	34.12	94	27	28.72	87	25	28.74
35 - Pier 22 1/2	235	89	37.87	252	91	36.11	246	72	29.27
36 - 109 Oak St.	850	286	33.65	880	341	38.75	888	322	36.26
37 - 798 Wisconsin St.	72	18	25.00	75	21	28.00	78	15	19.23
38 - 2150 California St.	192	25	13.02	198	27	13.64	220	34	15.45
39 - 1091 Portola Dr.	113	37	32.74	122	32	26.23	126	42	33.33
40 - 2155 18th Ave.	98	23	23.47	108	9	8.33	112	19	16.96
41 - 1325 Leavenworth St.	191	29	15.18	237	46	19.41	253	51	20.16
42 - 2430 San Bruno Ave.	165	46	27.88	161	43	26.71	171	45	26.32
43 - 720 Moscow St.	242	63	26.03	200	54	27.00	209	57	27.27
44 - 1298 Girard St.	150	18	12.00	175	43	24.57	152	33	21.71
48 - 800 Avenue I, TI	43	16	37.21	33	6	18.18	39	7	17.95
51 - Presidio FD, Lincoln Blvd	48	17	35.42	51	25	49.02	43	20	46.51

Utilization change from previous operational period top users:

	ESO previous	EMS6 previous	ESO current	EMS6 current	Comment
1	28.0	9.0	12.0	8.0	Connected individual to a navigation center.
2	28.0	7.0	11.0	3.0	Provided intensive outreach and assertively directed to the sobering center.
3	25.0	5.0	12.0	9.0	Provided intensive outreach. Held a case conference to create a pre-hospital action plan.
4	22.0	7.0	0.0	2.0	Advocated for individual to be assessed for mental capacity. As a result of the assessment, he was admitted inpatient and considered for conservatorship.
5	14.0	1.0	13.0	2.0	Directing to the sobering center. Individual is not contemplating sobriety. Case conference is planned.
6	13.0	8.0	3.0	4.0	Connected to medical respite.
7	11.0	2.0	7.0	1.0	Directing individual to primary care.
8	11.0	4.0	0.0	0.0	Has been consistently using the sobering center and is compliant with medication.
9	10.0	2.0	6.0	2.0	Has been in-hospital for medical reasons.
10	10.0	1.0	0.0	0.0	Directed to the sobering center.
11	10.0	1.0	0.0	0.0	Individual was encouraged to use the bus for non-emergency trips to a hospital.
12	9.0	3.0	17.0	7.0	Recently denied service at many local navigation centers. Case conference planned.
13	9.0	3.0	5.0	10.0	Repeatedly advocated for assessment for grave disability, which has led to the individual being placed on a 5150 and subsequent 5250.
14	9.0	3.0	2.0	3.0	Providing intensive outreach.
15	8.0	5.0	4.0	4.0	Connected to navigation center and housing navigator.
16	8.0	3.0	4.0	2.0	Directed to primary care.
17	7.0	1.0	12.0	16.0	Connected to navigation center and medical detox.
18	7.0	1.0	10.0	1.0	Directed to primary care, and during outreach, directed him to his residence,
19	7.0	13.0	9.0	16.0	Directed to medical detox, mental health treatment, and many attempts to improve his living environment.

Sobering Center	22.0	15.0
Shelter	10.0	10.0
Psychiatric Services	7.0	7.0
Joe Healy Detox	6.0	3.0
Substance/Dual Diagnosis Treatment	3.0	0.0
	48.0	35.0

Encounter Type	Previous	Current
Outreach	75.0	91.0
911 - EMS6 special call	33.0	23.0
Consult	15.0	17.0
911 - EMS6 self-assigned	16.0	17.0
Case Conference	2.0	2.0
911 - System	2.0	2.0
	143.0	152.0

Number of case conferences: 2

Number of schedule meetings: 33

Narcan Administration -Multiple Doses

Dec-18	Jan-19	Feb-19	Mar-19	Apr-19	May-19	Jun-19	Jul-19	Aug-19	Sep-19	Oct-19
77	75	83	77	91	82	130	117	114	145	155
22	22	27	27	28	20	42	33	58	48	58
3	4	7	5	7	7	10	8	12	13	13
1	0	0	1	1	1	1	1	1	2	3
1	0	0	0	0	1	1	1	0	0	0
0	0	1	0	0	0	1	2	0	0	0
1	0	0	0	0	0	0	0	0	0	1
105	101	118	110	127	111	185	162	185	208	230
143%	24.76%	34.65%	27.97%	32.73%	22.83%	49.55%	24.32%	43.83%	34.05%	36.06%

Narcan Administration by Battalion

Nov-18	Dec-18	Jan-19	Feb-19	Mar-19	Apr-19	May-19	Jun-19	Jul-19	Aug-19	Sep-19	Oct-19
9	7	9	9	2	8	8	7	10	9	21	14
30	40	52	47	49	56	46	94	84	84	82	95
26	23	14	31	23	30	29	36	40	48	56	61
4	9	6	8	9	10	4	14	12	12	12	15
3	3	3	4	5	5	5	5	4	7	7	10
5	5	0	2	6	5	6	2	1	6	3	7
1	1	2	1	1	1	4	4	1	4	6	1
3	3	1	2	2	1	3	2	2	2	4	10
5	7	5	2	4	4	1	7	3	4	6	10
5	5	4	5	5	6	2	11	5	8	10	6
1	2	5	7	4	1	3	3	0	1	1	1
92	105	101	118	110	127	111	185	162	185	208	230
53	64	59	72	69	81	58	119	105	117	139	147
39	41	42	46	41	46	53	66	57	68	69	83

EMS PARAMEDICS SFFD



Deputy Chief of Operations
Victor Wyrsh

Report to the Commission

Bureau of Prevention and Investigation
October 2019

Division of Fire Prevention and Investigation
Division Update – October 1 to October 31, 2019
Fire Marshal Daniel de Cossio

BFP Head Quarters Update: AFM Bowden: High-Rise, Schools, Residential Care Facilities, Fire Complaints, Community Outreach, Training

Permit Application for October 2019:

Total Permits Issued for October	524
Number of Operational Permits	42
Number of Temporary Permits	482
Permit Application Fees Collected OTC (October)	\$114,280

Inspections Completed September 2019:

Types of Inspection/Activity	Number	Hours
NOV	232	140.1
Complaints	223	148.9
Referrals (DPH Non-Haz., DPW)	1	0.5
Referrals (DPH Haz., EC)	82	56.7
Referrals (SFPD)	40	26.3
DBI	728	629.9
Fire Alarm Inspection	5	6
Greater Alarm Inspection		
Permit Annual	268	160.2
Permit Approvals	85	71.4
Permit Follow-Up	1	1.5
Port Permit Annuals		
Port Permit Approvals		
Event Plan Review (Non-DBI)	24	22
Place of Assembly Detail	40	43.8
Administrative Citation		
Hearing Re-Inspection	82	43.5
City Attorney Referral/ACE		
Order to Abate Re-inspection	5	2.5
High-Rise Annuals	35	70
High-Rise Follow-Up		
FEP Review, EVAC Plan Review & High-Rise Report Writing	3	2
School Annuals	30	41.5
School Inspection Follow-UP		
Day Care		
DPH-CCSF (Aids Clinic, Mental Health)		
DSS (Community Care Licensing, Alcohol/Drugs)		

Onsite Consultation	2	1.5
OSHPOD Referral		
Other Referrals (Dept. of Corrections, Community Behavioral Health Services, Licensing)		
Public Education/Community		
RCF Inspection/Follow-Up		
R2	72	42.8
Sprinkler Ordinance		
SRO Fire Prevention Workshop	3	3.5
SRO Sprinkler Ordinance		
Tank Installation		
Traccess Installation/Maintenance	10	8
File Research	7	9
Others (Initial Inspection, Technical Construction Inspection, Fire Clearance Request, Follow-Up Inspection, No Time Charged, Special System, Etc.)	32	40.8
PSD Counter	75	278.8
Administration (Email, Voicemail, Data Entry, etc.)	627	195.5
Code Research	40	68.8
Car Service	12	8.5
Training	62	112.2
Total	2826	2236.2

Total Permit Annual Inspections:

Total Annual Permit Inspections	3703
Completed	639
Open	142
Pending	2922
Pending Mobile/Citywide Pending (No Fixed Address)	316
Actual Total Annual Permit Inspections (Fixed Address only)	3387
Actual Still Pending (Fixed Address only)	2606
% Completed	24.1%
% Target Completion	33.3%

Total Permit Inspections (Port): October 2019

Total Annual Permit Inspections	113
Completed	33
Open	19
Pending	61
% Completed	46.0%

September/2019	23	1	24
October/2019	72	12	84

Types of Operational Permits Issued (October 2019):

Description	Number
Aboveground Stationary Tank, Storage & Use	8
Application of Flammable/Combustible Finishes	
Battery System, Storage & Use	
Combustible Dust-Producing Operations	
Combustible Materials, Miscellaneous, Storage, Handling	
Compressed Gas, Fueling Station, Operation	
Compressed Gas, Storage, Use, & Handling	5
Cryogenic Fluids, Storage & Use	
Dry Cleaning Plant, Operation	
Firefighter Air System, Maintenance, Testing	1
Flammable/Combustible Liquid, Portable Containers	1
Flammable/Combustible Finishes, Spray Painting Application	
Fruit & Crop Ripening Operation	
Hazardous Materials, Store, Transport, Dispense, Use, Handle	
High-Piled Storage	
Hot work Operations, Weld, Cut, Grind, Braze, Solder	2
Hot Work Operations, Jeweler, Grind, Braze, Solder	1
Hot Work Operations, Roofer, Open Flame Device, Conduct	
Industrial Oven, Baking/Drying Operation	
Limited Application of Flammable/Combustible Finishes	
Liquefied Petroleum Gas, Mobile Caterer (Food Truck)	2
Liquefied Petroleum Gas, Portable Cylinders	4
Liquefied Petroleum Gas, Roofer, Storage, Use	
Liquefied Petroleum Gas, Tank, Storage, Use	
Motor Fuel Facility, Operation	
Motor Fuel Facility, Self-Service, Operation	
Open Flame (Candles, BBQ), Place of Assembly, Mobile Caterer	3
Place of Assembly Operation	13
Refrigeration Equipment Operation	2
Tires, Scrap/Tire Byproducts, Storage	
Underground Stationary Tank, Storage & Use	
Vehicle Repair Garage, Major	
Vehicle Repair Garage, Minor	
Waste Handling, Operation	
Total	42

Fire Complaints

Unapproved Place of Assembly			
Uncategorized	14	14	28
Unlicensed Auto Repair			
Weeds & Grass	8		8
Total	239	338	577

Number of open violations before 10/1/19: 709

New Violations issued during the month of October 2019: 238

Violations resolved during the month of October 2019: 198

Number of Open Violations as of 10/31/2019: 746

Administrative Hearing

Month	No. of Hearings	No of Cases Heard	Orders of Rescissions	Cases Continued	Order to Abate	Order to Vacate
Apr. 2019	2	28	8	11	9	1
May 2019	3	40	12	15	13	0
June 2019	2	20	9	6	5	0
July 2019	2	25	7	4	14	0
Aug. 2019	2	13	5	4	4	0
Sept. 2019	2	20	4	7	9	0
Oct. 2019	3	33	7	12	14	0

COMMUNITY OUTREACH

Monthly activity:	October '19	Sept. '19	Aug. '19	(July '19)	(June '19)	(May '19)	(April '19)
Community Presentations/ Education	15	29	19	6	14	12	8
Number of Attendees (approx.) – total	10,720	7,988	13,546	3,725	14,585	9,045	4,680

Community Outreach Presentations/Education for October 1 to October 31, 2019

- October 1, 2019; 1800-2000 hours. 88 – 5th Street, San Francisco. The Mint. Public. Fire Safety & Fire Extinguisher Workshop. Provided fire safety information and an interactive session with Bullseye Fire Extinguisher System. Distributed NFPA Fire Extinguishers at Work brochures. Approximately 100 attendees.
- October 2, 2019; 0900-1100 hours. SFFD C.O.R.E. monthly meeting – attended by Cpt. Balmy, Insp. Kato, Insp. Stone. Relevant items discussed: members at public events, remind members how being out of uniform while on-duty reflects poorly on the

distributed SFFD fire truck key chains, plastic fire hats, sticker badges, coloring books, picture books and 911 magnets. Approximately 200 contacts.

- October 18, 2019; 1000-1300 hours. 675 California Street, San Francisco. The St. Mary's Building. Fire drill observation. Drill cancelled by host.
- October 19, 2019; 1100-1400 hours. 1 Recreation and Parks Department, 15th Chinatown Community Resource Fair at Portsmouth Square, Upper Plaza, Washington and Kearny Street adjacent to Walter U. Lum Street, Chinatown Resource Fair, General Public. Provided a Fire & Life Safety Table and distributed printed information including fire safety tip sheets in English and Chinese, brochures from SFFD, NFPA, USFA, Alisa Ann Ruch Burn Foundation, DEM, SFFD Recruitment, NERT Emergency Preparedness Check off-sheets, NFPA Fire Extinguishers on the Job, Kitchen Fire Safety, Carbon Monoxide Alarms and Exit Drills in the Home brochures, Alisa Ann Ruch Burn Foundation and 9-1-1 brochures. Also, distributed SFFD fire truck key chains, plastic fire hats, sticker badges, coloring books, picture books and 911 magnets. Approximately 500 community members were contacted.
- October 22, 2019; 0830-1200 hours. 415 Mission Street, San Francisco, Sales Force Tower, public. Fire drill observation. Approximately 8000 participants.
- October 22, 2019; 1830-2030 hours. 1 Church Street, San Francisco, One Church Street Apartments, residential. Provided a Fire & Life Safety Workshop consisting of Fire Safety in the Home PowerPoint presentation. The interactive Bullseye Digital Fire Extinguisher System was demonstrated. Fire & Life Safety Educational Information packets with NFPA Fire Safety Tip Sheets and NERT & Emergency Preparedness Check off-sheets in English, Cantonese and Russian & Spanish distributed. NFPA Fire Extinguishers on the Job, Kitchen Fire Safety, Carbon Monoxide Alarms and Exit Drills in the Home brochures, Alisa Ann Ruch Burn Foundation and 9-1-1 brochures were distributed. 16 residents attended.
- October 23, 2019; 1830-2030 hours. 235 Eddy Street, San Francisco, Drake Hotel, residential. Fire drill observation. 24 residents participated.
- October 23, 2019; 1330-1400 hours. 175 6th Street, San Francisco, residential. Fire drill observation. 30 residents participated.
- October 27, 2019; 1100-1400 hours. 5 Lenox Way, San Francisco, West Portal Elementary School Fall & Family Readiness Festival hosted by Resilient West Portal, public. Provided Fire & Life Safety Table and distributed printed information including fire safety tip sheets and brochures from SFFD, NFPA, USFA, Alisa Ann Ruch Burn Foundation, DEM, SFFD Recruitment, NERT Emergency Preparedness Check off-sheets, NFPA Fire Extinguishers on the Job, Kitchen Fire Safety, Carbon Monoxide Alarms and Exit Drills in the Home brochures, Alisa Ann Ruch Burn Foundation and 9-1-1 brochures. Distributed SFFD fire truck key chains, plastic fire hats, sticker badges, coloring books, picture books and 911 magnets. Also provided the general public the opportunity to get hands on with the Bullseye Digital Extinguisher System. 8 Kidde smoke alarms distributed. Approximately 250 community members contacted.

Plan Check Section Update, Assistant Fire Marshal Brown

Fire Plan Check Section Update: October 2019

	Sept. '19	August '19
Permit applications submitted (permits approved):	1304 (OTC 1211)	1144 (OTC 1058)
Fire Plan Review fees collected at filing:	\$265,003	\$595,975
Fire Plan Review fees paid at issuance:	\$729,516	\$573,741
Total Fire Plan Review Fees Collected:	\$994,518	\$1,169,716
Total Fire Inspection Fees Collected at Issuance:	\$236,240	\$191,020
Water Flow revenue collected:	\$24,215	\$12,460
Fire Only Pre-Application Meeting Revenue	\$7,020	\$3,055
Fees Collected DBI Pre-Application Meeting	\$9,720	\$6,855.00
Fees Collected DBI Easement Review	\$0	\$0
Plan Review Summary		
TOTAL FIRE FEES COLLECTED:	\$1,271,713	\$1,383,106
<i>(FYI DBI TOTAL FEES COLLECTED:</i>	\$7,531,652	\$7,382,471
Summary:		
Total Plans in Fire Review Report:	611	605
No. of Plans reviewed but awaiting responses ("ON HOLD"):	497	496
No. of Plans waiting for review:	114	109

City-paid overtime: 0 hours

Large Community Development Projects, Assistant Fire Marshal Patt

Community Developments: Horizontal Design

The horizontal design review will include review of street maps and site plans for Fire Department vehicle access (to project site), access to water supplies (LPWSS), and building access.

Total developments in process; SFFD comments issued (On hold – awaiting response/resolution from developer)

- Treasure Island 8000 units.
 - Reviewed and submitted the SFFD comments for 1 Avenue of the Palms (401 Avenue of the Palms) factory-built plans.
 - Reviewing the plans for Treasure Island Sub-Phase Plans, 1A, 1D, 1F, 1G, 1H & II BOD.
- Yerba Buena Island (YBI Island)
 - Reviewed and approved the fire road access for 201 Macalla St.
 - Reviewed and Submitted SFFD comments for the 3Y and 4Y townhomes YBI.
 - Reviewed and Approved Fire Road Access for Yerba Buena Island Hilltop Park.

Community Developments: Vertical Design, Mayor's Office of Housing and Community Development (MOHCD) and 100% affordable housing

- Reviewed and submitted the SFFD Comments for Hamlin Hotel, 385 Eddy - Application# 2019 0502-9560 Site permit.
- Reviewed and discussed the response for SFFD Comments 21721 Hunters View Phase 3
- Reviewing the underground fire service piping for 201 Macalla Road, YBI.
- Approved the Fuel oil, piping oil and Generator 160 Folsom Street, Application# 2014-0625-9481 S10 Fuel oil, piping and Generator.
- Discussed the response of SFFD Comments for 1621 Market ST, Site Permit, Application No. 2019-0501-9456 S.
- Discussed the response of SFFD Comments for 201 Macalla podium ARCH/ MEP. Plans YBI
- Discussed the response of SFFD Comments for 266 4th ST site permit. Application No_ 2019 0723 6649 S.
- Discussed the response of SFFD Comments for 681 Florida - Addendum 2 Revision 1
- Re-check meeting for 5 Thomas Mellon, North Buildings - Re-check meeting.
- Discussed the response of SFFD Comments for 3001 24th St Application # 20180604 0916 S
- Approved the Site permit for 833 Bryant, Application # 2019-0211-2589- 100% affordable housing.
- Reviewed and submitted the SFFD Comments for mid-rise 2060 Folsom Street, Application# 2016-0805-4294 S3 sprinkler system permit.
- Discussed the response of SFFD Comments for 3001-3021 24th St- Application No. # 2018-0604-0916 S 4 -MPE Permit.
- Discussed and approved the response of SFFD Comments for 1048 Golden Gate Ave - Building A, Building B, Building C and Building D
- Approved AB-005 for 151 Friedell Street, 100 % Affordable housing.
- Approved AB-005 for 351 Friedell Street 100 % Affordable housing.
- Reviewing the Site permit for 151 and 351 Friedell Street
- Reviewed and discussed the response for SFFD Comments for 555 Larkin (formerly 500 Turk) Permit Application 2017-1215-6628 S2 Addendum 2.
- Reviewed and submitted the SFFD Comments for 3051 Folsom St. BERNAL RAD 100% affordable alterations (17 permit application #s).
- Approved the Emergency generator plans 500 folsom St Application # 2015-0311-0506 S8.
- Reviewed and submitted the SFFD Comments for 4840 Mission St Application # 2019-0319-5605.
- Reviewed and discussed the response for SFFD Comments for 4840 Mission SF.
- Re-check meeting to discuss the SFFD Comments for Site permit _83 Harney Way, Candlestick point, Application # 2018-0413-6325
- Approved the courtesy drawings plans for 1068 Mission St, factory -built.

- 4 Special Incident

TASC

SFMTA - TASC, SDAT, DPW, Vision Zero Project, BART, Chase Center, Alice Griffith Apartments and SFFD Fire Access

SFMTA: TASC (Transportation Advisory Safety Committee)

- All streetscape modification proposals impacting Fire Access reviewed bi-monthly. No objections to 8 bike share station locations, 10 Speed Humps in school and park zones, and 3 speed cushions, 1 speed table, 2 sidewalk extensions and 3 major encroachment permits.

SDAT (Street Design Advisory Team)

- Weekly meetings at SF Planning Department to review streetscape plans/proposals for new developments.

DPW

- SFFD received 4 requests from DPW for SFFD plan review to provide comments on developer/contractor project requests that include street/sidewalk modifications, tentative mapping approval, street encroachments, sidewalk streetscape modifications; SFFD plan review to ensure SFFD apparatus, building and fire access.

Vision Zero

- Selected as SFFD Vision Zero Chair and planning to work with Vision Zero SF to educate SFFD members about traffic calming devices and how the SFFD response times and operations can be negatively impacted. Also, working on the SFFD Accident Committee to review and potentially implement new procedures that will decrease SFFD involved accidents.

Bollards

- Stationary, Collapsible and Retractable: Developing a sequence of operations for SFFD Suppression SOP (Standard Operating Procedures) to Retract Bollards on private property to protect pedestrian safety zones while allowing Fire Access. Review and approved SFMTA Universal Collapsible Bollard design.

BART

- Continuing to work with BART/ MUNI by inspecting the stations and using an annual SFFD draft checklist while confirming compliance from SFFD NOV's from 2017.

Chase Center


- Continuing to attend Chase Center Roundtable discussions at City Hall and the Life Science Building Fibrogen building regarding SFFD Access/Emergency Response.

Alice Griffith Apartments

- Working with the Mayor's Office and created Task Force with City Agencies that will meet for first time at Supervisor Walton's Office next month. Fire Lane clearance is dependent on Parking Enforcement and the SFPD at nighttime.

SFFD

- Contacted the Fire Stations regarding Speed Humps/Cushions and other Traffic Calming devices in their response area to confirm approval/objections prior to TASC.



SFO AIRPORT DIVISION

SFFD Airport Division Recent Activities
Division Update October 1 to October 31, 2019

ADC Khairul Ali

- Met with SFIA Business & Finance regarding 2021 & 2022 Budgets
- Attended Full-Scale Exercise Walk Through
- Attended Full-Scale Exercise at Training Aircraft
- Participated in SFIA Annual Full-Scale Annual Exercise
- Attended a Full-Scale Exercise De-Brief Meetings
- Met with SFIA Aviation & Parking Management to discuss Relief Apparatus Storage options
- Participated in several Walk-Throughs of new Grand Hyatt Hotel
- Attended SFIA Capital Improvement Project Training
- Met with San Mateo County Deputy Fire Chief Iverson regarding Mutual Aid at Hyatt Hotel
- Conducted a tour of facilities for 32 Mission High School Students
- Marched in the Italian Heritage Day Parade
- Met with SFIA Administration regarding Fire Station Exhaust Modifications
- Attended SFFD Budget Meeting at Headquarters
- Participated in ENet Conference Call
- Attended monthly SFIA Local Runway Safety Meeting
- Attended Monthly Emergency Operations Group Meeting
- Monthly Check-in meeting with SFIA COO Jeff Littlefield
- Attended Airfield Operations Meeting
- Attended one Fire Commission Meeting
- Attended weekly SOG Meetings with SFIA COO Ralf Ruckelshausen & SFIA Operations
- Attended SFFD bi-weekly Staff Meeting
- Attended SFIA bi-weekly Management Meetings
- Met with Airport Division Battalion Chiefs, Rescue Captains, & Fire Prevention personnel

Operations/Training – Captain Lee and Lieutenant McCulloch

- Scheduled new Hyatt Hotel Air Train Orientation
- Coordinated November Hazardous Materials Recertification Training
- Meet with representatives from United MOC regarding facility hazards
- Coordinated Health Fare with Delta Airlines Safety Manager
- Coordinated 2020 DFW Live Burn Training
- Attended Runway Safety Meeting
- Attended FAA Active Shooter Planning Session

CAD RUN TOTALS – October, 2019

TYPE	DESCRIPTION	COUNT
519	VEH ACCIDENT W/ INJ	2
520	AIDED CASE	387
528	FIRE	5
532	SUSPICIOUS MAIL OR SUBSTANCE	1
802	CORONER	2
AGI	AIRCRAFT GROUND INCIDENT	1
ALERT1	ALERT ONE	1
ALERT2	ALERT TWO	8
ELEV	ELEVATOR RESCUE	19
FIRE	FIRE ALARM	43
FUEL	FUEL ALARM	12
GASINV	GAS INVESTIGATION	5
ODORINV	ODOR INVESTIGATION	6
SMKINV	SMOKE INVESTIGATION	1
SPILL	SPILL OF MATERIAL	5
SVC	SERVICE CALL	13
SVCM	SERVICE CALL FOR MEDICS	1
WMAIN	WATER MAIN BREAK	1
	TOTAL	513
	BIKE MEDIC TOTAL	244

Deputy Chief of Operations
Victor Wyrsh

Report to the Commission

San Francisco Fire Department
Division of Homeland Security
October 2019

SFFD Homeland Security Activities
Division Update October 1 to October 31, 2019
ADC Michael Cochrane

Meetings/Exercises Attended/ EAPs:

- SFO Aircraft CBRNE drill.
- SFFW Force Protection meetings.
- SFFW DSCA Exercise.
- SFFW USN/SFFD Shipboard Firefighting drill.
- SFFW USAR drill.
- Disaster Debris Task Force
- SFFW Humanitarian Assistance Village deployment.
- SFFW Air Comm?ld deployment.
- Citywide Communications drill.
- SFFD/DEM coordination Battalion Control.
- Special Events Steering Committee.
- Power Outrage Response / Mitigation
- Loma Prieta Remembrance.
- Support UASI classes with ADC of Training
- Heat advisory/Air Quality IMT calls
- CCSF Emergency Response Plan(ERP) revision.
- BOMA presentation
- SFPD Operational Orders distribution
- Secret Service notifications and requests.
- FDOC construction oversight/ training.
- Grants oversight.
- Shelter from Kincade Fire Planning meeting
- Multiple UASI meetings
- MCI meetings.
- NCRIC inte l face
- SFFD IMT Team planning
- SFFD Canine Unit expansion
- Drone Pilot meeting

Details for CD1

- Columbus Day Parade

Safety 2

- 2 Working fires

Grants

- 2020 DASI grants submitted.
- Mobile Command completed

Future Planning

- SFFD IMT planning
- Disaster Committee updates
- Drone pilot school formembers



San Francisco Fleet Week 2019

Fleet Week 2019- Defense Support of Civil Authorities Debris Management Exercise/ Mayor's Press Conference




  2019 SF Fleet Week Exercise Program
Disaster Debris Management and Emergency Route Reopening
Hosted by the San Francisco Department of Emergency Management in partnership with San Francisco Fleet Week



Fleet Week 2019- Treasure Island USAR Exercise



Fleet Week 2019- Humanitarian Assistance Village (HAV)



Fleet Week 2019- Medical Exchange- EMS Ride-Outs



THANK YOU

FOLLOW SFFD ON SOCIAL MEDIA:

- TWITTER-@SFFDPIO
- INSTAGRAM- @SFFDPIO
- FACEBOOK- YOURSFFD
- YOU-TUBE- SFFDPIO
- PERISCOPE- SFFDPIO
- WWW-SF-FIRE.ORG



San Francisco Fire Department Monthly Response to Medical Calls Through 10/31/2019

First Unit On Scene [6]

	Non Emergency Response (Priority 2)					Emergency Response (Priority 3)						
	Source Data		Validated Responses			Source Data		Validated Responses				% OTP
	Count	90th %	Count	Average	90th %	Count	90th %	Count	Average	90th %		
2018/11	4,876	18.12	4,805	9.14	17.12	4,595	6.07	3,796	3.51	5.37	79.03	
2018/12	5,084	17.98	4,990	9.27	17.17	4,707	5.91	3,871	3.40	5.33	80.32	
2019/01	5,015	17.55	4,912	9.21	16.68	4,656	6.00	3,856	3.47	5.30	80.42	
2019/02	4,784	17.83	4,699	9.31	17.07	4,324	5.92	3,533	3.47	5.20	80.58	
2019/03	5,398	17.99	5,315	9.47	17.44	4,963	5.97	4,054	3.58	5.40	79.21	
2019/04	4,866	17.87	4,786	9.26	17.12	4,693	5.73	3,893	3.44	5.13	81.48	
2019/05	5,115	18.15	5,024	9.34	17.38	4,729	5.88	3,870	3.37	5.15	82.02	
2019/06	5,014	18.68	4,888	9.63	17.93	4,962	6.18	4,054	3.45	5.37	80.54	
2019/07	4,967	17.92	4,870	9.32	17.28	4,528	5.90	3,654	3.41	5.22	82.21	
2019/08	5,109	18.20	4,993	9.51	17.71	4,995	6.12	4,019	3.46	5.27	81.06	
2019/09	5,114	18.87	5,037	9.57	18.06	5,070	6.17	4,136	3.43	5.23	80.51	
2019/10	5,212	18.78	5,132	9.63	18.08	5,205	6.12	4,214	3.44	5.37	80.40	

First ALS Unit On Scene [7]

	Non Emergency Response (Priority 2)					Emergency Response (Priority 3)						
	Source Data		Validated Responses			Source Data		Validated Responses				% OTP
	Count	90th %	Count	Average	90th %	Count	90th %	Count	Average	90th %		
2018/11	4,837	18.33	4,772	9.41	17.38	4,558	7.17	3,766	3.97	6.43	92.83	
2018/12	5,031	18.27	4,950	9.56	17.42	4,678	6.93	3,854	3.83	6.15	93.59	
2019/01	4,983	17.80	4,891	9.41	16.85	4,631	6.90	3,834	3.85	6.06	93.84	
2019/02	4,740	18.00	4,664	9.55	17.23	4,301	7.12	3,513	3.89	6.05	93.62	
2019/03	5,345	18.36	5,266	9.76	17.65	4,937	6.86	4,034	3.96	6.10	93.33	
2019/04	4,823	17.98	4,753	9.54	17.26	4,655	6.91	3,870	3.90	6.18	93.28	
2019/05	5,058	18.34	4,984	9.60	17.56	4,692	6.83	3,842	3.82	6.03	93.91	
2019/06	4,948	18.85	4,846	9.89	18.02	4,892	7.33	4,009	3.91	6.37	92.17	
2019/07	4,911	18.23	4,823	9.58	17.43	4,493	6.83	3,631	3.85	6.12	93.53	
2019/08	5,056	18.53	4,949	9.80	17.89	4,954	7.03	3,991	3.83	6.05	93.69	
2019/09	5,054	19.27	4,990	9.88	18.30	5,030	7.32	4,107	3.84	6.15	93.08	
2019/10	5,155	19.06	5,091	9.93	18.30	5,174	7.02	4,187	3.85	6.17	93.38	

First Ambulance On Scene [8],[9]

	Non Emergency Response (Priority 2)						Emergency Response (Priority 3)						
	Source Data		Validated Responses			% OTP	Source Data		Validated Responses				% OTP
	Count	90th %	Count	Average	90th %		Count	90th %	Count	Average	90th %		
2018/11	4,638	19.23	4,538	10.56	17.99	93.81	4,375	10.98	3,560	5.69	9.32	92.42	
2018/12	4,851	19.48	4,729	10.72	18.10	93.55	4,499	10.85	3,684	5.67	9.17	92.86	
2019/01	4,840	18.80	4,693	10.39	17.50	94.48	4,478	10.78	3,651	5.61	8.98	93.67	
2019/02	4,581	19.05	4,461	10.57	17.83	94.04	4,166	11.08	3,370	5.65	9.15	93.00	
2019/03	5,125	19.74	4,989	10.90	18.43	92.82	4,744	10.81	3,825	5.75	9.44	91.79	
2019/04	4,651	19.20	4,543	10.57	17.88	94.25	4,480	10.28	3,687	5.50	8.92	93.36	
2019/05	4,880	19.50	4,757	10.71	18.23	93.63	4,476	10.66	3,629	5.67	9.03	93.17	
2019/06	4,721	19.95	4,598	11.01	18.60	92.45	4,641	10.82	3,751	5.77	9.30	92.67	
2019/07	4,735	19.29	4,596	10.62	17.99	93.89	4,294	10.70	3,423	5.53	8.87	94.13	
2019/08	4,838	19.71	4,684	11.02	18.65	92.42	4,733	11.07	3,754	5.66	9.23	92.65	
2019/09	4,802	20.40	4,692	11.31	19.15	91.58	4,789	11.57	3,850	5.92	9.97	90.23	
2019/10	4,896	20.52	4,783	11.35	19.30	91.45	4,899	11.63	3,918	5.88	9.68	91.17	

**San Francisco Fire Department
Activity Summary Report**

From: 10/01/2019
To: 10/31/2019

Calls by Resource Utilization

<i>Call Type</i>	<i>Calls</i>	<i>%</i>
EMS	4,177	30.36%
Fire	2,762	20.08%
Fire/EMS	6,818	49.56%
Total:	13,757	

Calls by Resource Utilization

<i>Call Type</i>	<i>Priority</i>	<i>Calls</i>	<i>%</i>
EMS	3	619	4.50%
EMS	2	3,558	25.86%
Fire	3	2,677	19.46%
Fire	2	85	0.62%
Fire/EMS	3	4,954	36.01%
Fire/EMS	2	1,864	13.55%
Total:		13,757	

Responses By Unit Type

<i>Unit Type</i>	<i>Runs</i>	<i>%</i>
Chief	2,104	7.12%
Engine	10,093	34.17%
Medic	8,772	29.70%
Others	1,300	4.40%
Private	3,098	10.49%
Rescue Captain	962	3.26%
Rescue Squad	422	1.43%
Truck	2,789	9.44%
Total:	29,540	

Calls by Battalion

<i>Battalion</i>	<i>Calls</i>	<i>%</i>
B01	1,418	10.31%
B02	2,914	21.18%
B03	2,409	17.51%
B04	1,290	9.38%
B05	868	6.31%
B06	952	6.92%
B07	646	4.70%
B08	1,135	8.25%
B09	932	6.77%
B10	1,115	8.10%
OTH	78	0.57%
Total:	13,757	

Incidents By Call Type

Call Type	Count	%	Call Type	Count	%
Medical Incident	2,336	17.0	Water Rescue	11	0.1
Sick Call	1,477	10.7	Animal Bites	9	0.1
Alarms	1,030	7.5	HazMat	7	0.1
Subject Unconscious	951	6.9	Burns	6	0.0
Falls	914	6.6	Industrial Accidents	4	0.0
Breathing Difficulty	758	5.5	Mutual Aid / Assist Outside Agency	4	0.0
Traffic Collision	483	3.5	On-Star	2	0.0
Medical Nature Unknown	483	3.5	Explosion	2	0.0
Structure Fire / Smoke in Building	476	3.5	Confined Space / Structure Collapse	2	0.0
Chest Pain	412	3.0	Extrication / Entrapped (Machinery, Vehicle)	1	0.0
Outside Fire	363	2.6	Environmental Exposure	1	0.0
Assault	347	2.5	Watercraft in Distress	1	0.0
Overdose	338	2.5	Train / Rail Incident	1	0.0
Citizen Assist / Service Call	311	2.3	Assist Police	1	0.0
Hemorrhage	298	2.2			
Seizures	287	2.1			
Cardiac Arrest	284	2.1			
Abdominal Pain	246	1.8			
Other	235	1.7			
Transfer	226	1.6			
Trauma	191	1.4			
Electrical Hazard	148	1.1			
Psychiatric Problem	118	0.9			
Stroke	118	0.9			
Elevator / Escalator Rescue	117	0.9			
Gas Leak (Natural and LP Gases)	105	0.8			
Diabetic Problems	98	0.7			
Back Pain	83	0.6			
Heart Problem	79	0.6			
Smoke Investigation (Outside)	75	0.5			
Allergic Reaction	68	0.5			
Headache	54	0.4			
Stab/Gunshot/Penetrating Trauma	46	0.3			
Vehicle Fire	43	0.3			
Pregnancy	28	0.2			
Odor (Strange / Unknown)	23	0.2			
Choking	23	0.2			
Fuel Spill	21	0.2			
Eye Problem	16	0.1			

Working Fires and Greater Alarms

Call No.	Date	Address	Batt.	Alarms	Losses	Units	Pers.
19118490	10/03/2019	531 JACKSON ST	B01	1		14	
19119227	10/04/2019	1139 MARKET ST	B02	1	\$3,500	13	38
19119372	10/05/2019	185 MARIETTA DR	B09	1	\$60,000	16	45
19119630	10/05/2019	269 27TH ST	B06	1	\$100,000	13	37
19120141	10/06/2019	1679 12TH AV	B08	1		13	
19120353	10/07/2019	266 VIENNA ST	B09	2		34	88
19120489	10/07/2019	578 HAIGHT ST	B05	1	\$6,500	14	42
19122287	10/11/2019	581 NATOMA ST	B03	1	\$1,000	15	42
19123246	10/13/2019	1550 17TH ST	B03	1	\$60,000	14	39
19123796	10/14/2019	21 GARLINGTON CT	B10	1		13	
19124333	10/16/2019	BRYANT ST/BEALE ST	B03	1		7	18
19124721	10/17/2019	MISSION ST/PERSIA AV	B09	1	\$4,000	13	38
19126085	10/20/2019	859 JAMESTOWN AV	B10	1		13	
19126643	10/21/2019	1565 BROADWAY	B04	1		14	
19127487	10/23/2019	1400 PHELPS ST	B10	1		14	37
19127763	10/23/2019	26 VALLEY ST	B06	1	\$17,500	13	37
19130510	10/29/2019	219 17TH AV	B07	1		14	38
19131138	10/30/2019	1004 MASONIC AV	B05	1	\$1,510,000	17	44

Total Working Fires and Greater Alarms: 18

NEWS RELEASE

DAY:	Monday	DATE:	10/07/19	TIME:	12:25	
INC#	FD19120353	SEQUENCE:	19-10			
ADDRESS:	266 Vienna St	CROSS ST:	Avalon Av/Excelsior Av			
STORIES:	2	TYPE:	5	OCCUPANCY:	SFR	
CHIEF IN COMMAND:	D3 Paratley	STAGING:	Excelsior/Vienna			
DIVISION:	D3 Paratley	BATTALION:	B09 Kasper/B06 Kaialoa			
BOX/U/D	TIME	ENGINE	TRUCK	CHIEF	SPECIAL APPARATUS	
6142	10:25	43 32 42	15 11	B09 B06 D3	RS2 70 TCA9	
Added	10:28	15				
WF	10:29	26 RIC			RC4	
Added	10:38	09				
Special Call	10:41				76 request 2 nd AMB	
2A	10:44	11 33	17	B10	AR1 BE1 MA1 77 TCA6 PIO1	
Special Call	10:50				50	
Backup in area	10:55	07		CD1 10:57		
DIRECTED COVERS:	None					
FIRE CONTAINED @:	11:14	FIRE UNDER CONTROL @:	11:48 hrs			
FIREFIGHTERS:	76	UNITS	27			
RED CROSS NOTIFIED:	Yes X No	TIME:	11:36	INCIDENT #	20-426	
DISPLACED RESIDENTS:	ADULTS:	6	CHILDREN:	1	ANIMAL: 3 dead	
BUREAU OF FIRE INVESTIGATION REPORTS						
FIRE INVESTIGATORS:	Labrado, Edward			Kelly, Laura		
ALARM INITIATED BY:	PHONE : many calls	CAUSE:	Under investigation			
EXTENT OF FIRE:	BLDGS:	3	UNITS:	3	FLOORS:	2
FIRE BLDG DAMAGE	PROPERTY:	\$750,000		CONTENTS:	\$200,000	
EXPOSURES	ADDRESS	PROPERTY	CONTENTS			
Bravo	270 Vienna St 2S/T5 SFR	\$75,000	\$25,000			
Delta	262 Vienna St 2S/T5 SFR	\$10,000	0			
DEATHS	FIREFIGHTERS:	0	CIVILIANS:	0		
INJURIES:	FIREFIGHTERS:	2	CIVILIANS	3		
REMARKS:	<ul style="list-style-type: none"> • SFPD: 192801448 • PGE: 15:24 hrs to secure utilities • DBI : 10:42 hrs • Water Dept.: notification part of second alarm • ACC : two cats deceased and dog missing • Cancelled E19 hose testing and T09 RS1 AOR from Pier 30 11:20 hrs • Fire Watches: E04 til 16:00 hrs E37 16:00 to 20:00 hrs • 70 Transported two victims to SFG code 2, 76 transported one victim to SFG code 2, 50 transported FF to KSF code 2 • Canine search handler special call at 12:11 hrs to search for victims and found 2 deceased cats and an area of interest for a possible missing dog 					
DISPATCH OFFICERS	RC Bryne Lt. Pirosko			Report Author: Lt. Pirosko		