

OPERATIONS UPDATE
FOR SEPTEMBER 2019
DEPUTY CHIEF
VICTOR WYRSCH




OPERATIONS REPORT

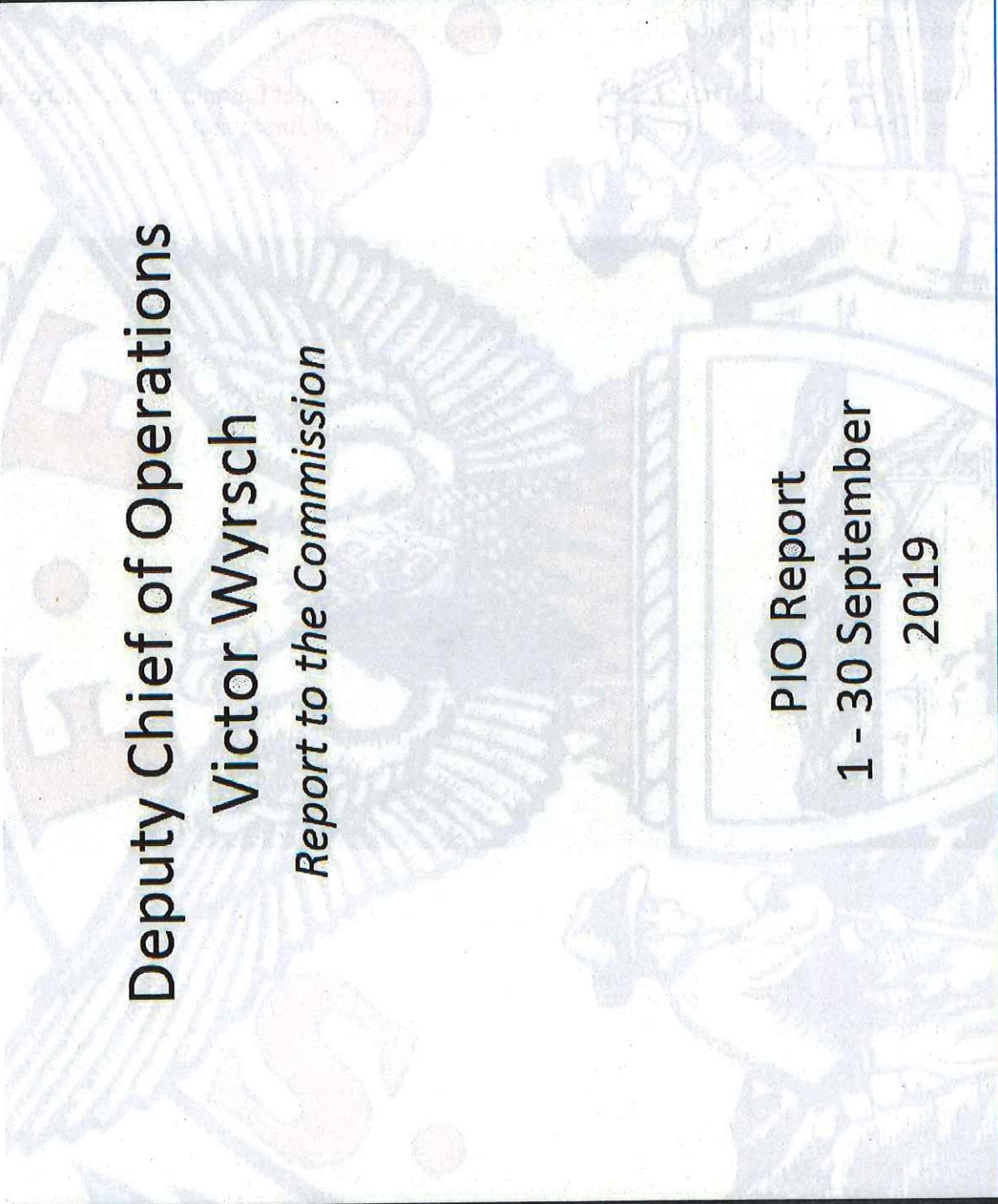
September 1 – September 30, 2019

GREATER ALARMS:

There was one greater alarm fire during this reporting period.

2nd Alarm – (9/25/19) 1820 hours, 29 Thornton Avenue, cross street Latoma Street. There were no injuries. This fire is under investigation. (Assistant Chief Nicol Juratovac)





Deputy Chief of Operations
Victor Wyrsh
Report to the Commission

PIO Report
1 - 30 September
2019

Public Information Officer

Fire Commission Report – September 1 to September 30, 2019

Lieutenant Jonathan Baxter

Notable Incidents

- 09/01 222 Mason, man falls from 18th floor window, rescue and CPR administered, passed away
- 09/01 366 Guttenberg, car into house with gas line severed. No injuries
- 09/01 BAY RESCUE, Treasure Island, 8 soles rescued from sinking vessel, all will recover
- 09/01 SURF RESCUE, Golden Gate Bridge. Kite Surfer rescued will recover
- 09/02 MVA ROLL-OVER, Extrications and 5 patients, 2 critical
- 09/02 1st ALARM, 970 Green Street No injuries
- 09/02 MVA, High mechanism 101 at Hospital curve 3 critical rescued
- 09/02 1st ALARM, 990 Pacific No injuries
- 09/03 CLIFF RESCUE, Arguello/Washington Preside Ca. 1 adult rescued and will recover
- 09/04 1st ALARM, 135 8th Street No injuries
- 09/05 ADULT hit on CAL-TRAIN tracks, 25th and Pennsylvania SFFD K9 assisted in search for victim who was found DOA.
- 09/06 Vault Explosion, Mission Bay and 3rd PGE outage followed with no injuries
- 09/06 1st ALARM, Pier 45 No injuries
- 09/08 SFO ALERT 2. Engine issue flight landed and resolved
- 09/09 Wildland Fire McLaren Park, ½ acre no injuries no structures
- 09/09 MVA, San Jose and Goeth, 5 patients rescued, 1 critical
- 09/09 CLIFF RESCUE, China Beach adult rescued and will recover
- 09/10 GAS LEAK, Van Ness and Geary, 4" line hit by construction crew No injuries.
- 09/12 RESCUE ,24th Street BART, man under train Located DOA
- 09/12 1st ALARM, 44 CARR, 1 displaced
- 09/13 1st ALARM ,283 Richland. No injuries
- 09/13 SURF RESCUE, Ocean Beach, 3 Surfers rescued by NPS and assessed by SFFD
- 09/14 1st ALARM, 489 Collingwood. No injuries
- 09/15 RESCUE, Balboa BART, man under train and rescued. Man will live, both legs amputated.
- 09/16 SFO ALERT 2, Thruster issue. Landed safely, no issue
- 09/16 CLIFF RESCUE, Ft. Funston. Man and dog stranded on a cliff. Rescued and will recover
- 09/17 SFO ALERT 2, AIRBUS DECLARED EMERGENCY, landed without issue or injuries
- 09/18 1st ALARM, 88 DELANO, 2 Adults lost their lives despite valiant efforts to rescue them.
- 09/18 Wildland Fire, Middle at West. No injuries and no structures
- 09/19 RESCUE, Powell BART adult male under train, found DOA
- 09/20 1st ALARM, Galvez and Selby. Large outside fire, no injuries
- 09/20 1st ALARM, 247 Sagamore, 2 adults rescued and treated for non-life-threatening injuries
- 09/20 ROLL OVER, San Jose and Alemany. 1 adult minor injuries
- 09/21 SFO ALERT 2, DECLARED EMERGENCY, flight landed without incident
- 09/21 SEARCH and RESCUE, Harding Park, adult eventually located, turned over to SFPD
- 09/21 SURF RESCUE, CHINA BEACH, 2 adults rescued by NPS and assessed by SFFD Both will recover.
- 09/21 Wildland Fire, McLaren Lodge, Golden Gate Park
- 9/22 1st ALARM, 912 Shields. No injuries
- 9/22 SFO ALERT 2, Emergency declared, landed safely without incident
- 9/23 CLIFF RESCUE, Man and dog rescued at Ft. Funston, will recover
- 9/24 1st ALARM FIRE, 706 25th Street
- 9/25 2nd ALARM 27-29-31 Thornton Roof collapse NO INJURIES
- 9/25 BAY RESCUE Ferry Building 1 man rescued and will recover
- 9/26 Wildland Fire 487 Delong Street combined operation with Daly City Fire

9/26 1st ALARM fire 715 Missouri Street No injuries
 9/27 1st ALARM Wisconsin and 23rd
 9/28 1st ALARM 3673 Mission Street 5 displaced no injuries
 9/28 YELLOW ALERT 6 people pepper sprayed Geary and Larkin
 9/29 SFO ALERT 2 Emergency declared, landed safely without incident
 9/30 CAR FIRE bay Bridge Morning Commute 48 extinguished no injuries
 9/30 SFO ALERT 2 Emergency declared, landed safely without incident.

Social Media Responses

- Great work keeping us informed PIO -Twitter
- Thanks for the Heat updates, it helped keep us calm-Facebook
- Thank you SFFD, you are all so nice-Twitter
- SFFD came so fast and put the fire out! Twitter
- SFFD thank you for everything-Twitter

Functions

- Stair Climb
- Chase Center Opening
- K9 Vita and Captain Miller Sent to Charlotte NC for Hurricane response (Returned Safely).
- Hosted the Civil Grand Jury with a tour of our facilities and capabilities
- Local 8 Elevator Response meeting for disasters
- Trans America Building Disaster response meeting
- Facebook Building Disaster Response Meeting
- Trans-America building Disaster response meeting
- Mission High Fire EMS Day Field Trips (3 in September).
- Battle for the Bay Cleanup day
- District 2 Safety Fairs
- BFA Haircuts and Blood Pressure Event
- Presentation of Flag from CO-275 Ranger Regiment to FS 11
- Wildland Fire Safety Tips
- NERT Graduations (2 in September)
- 911 Remembrance Ceremony at FS 05 and Citywide
- EOC/JIC Training "Yellow Command"
- Care Package event for our 3 active members deployed overseas in the Armed Services
- Fire Operations for Dignitaries event at TI
- Mobile Pop-up EMS training Stop the Bleed and hands Only CPR
- Twitter Safety and Disaster preparedness day at Twitter HQ
- Girls Fire Camp
- Website reconfiguration efforts (November 2019 target date for new website).
- Mission High School Back to School Night Presence
- Spanish for First Responders

Outreach

- | | | |
|-------------|--------------------|---|
| • 9/30/2019 | Community Outreach | 30 COLE Street |
| • 9/28/2019 | Community Outreach | 801 MARKET ST |
| • 9/28/2019 | Community Outreach | NorCal First Alarm Girls' Camp UFSW |
| • 9/27/2019 | Community Outreach | Bay View 16th Annual Bayview Backpack Give away |

- 9/27/2019 Community Outreach 3880 26TH St. ST 11
- 9/27/2019 Community Outreach 1090 QUINTARA ST Christ Church
- 9/27/2019 Community Outreach 1 SERGEANT JOHN V YOUNG ST
SFPD
- 9/27/2019 Fire Prevention 39 JONES ST
- 9/27/2019 Fire Prevention 449 TURK ST, HOTEL VINCENT
- 9/27/2019 Fire Prevention 1133 MARKET ST
- 9/26/2019 Community Outreach 2495 GOLDEN GATE AVE Gleeson Plaza
- 9/26/2019 Fire Prevention 401 BAY ST, NORTH BEACH PLACE
- 9/26/2019 Fire Prevention 770 OFARRELL ST
- 9/26/2019 Fire Prevention 1541 CALIFORNIA ST, CALDRAKE
ARMS HOTEL
- 9/25/2019 Community Outreach 1 TUNNEL AVE, Recology
- 9/25/2019 Fire Prevention 75 HAWTHORNE ST
- 9/21/2019 Fire Prevention 441 CHURCH ST CHILDREN'S
COUNCIL
- 9/20/2019 Fire Prevention 115 RED ROCK WAY
- 9/19/2019 Fire Prevention 3355 SACRAMENTO ST
- 9/18/2019 Fire Prevention 1301 MARKET ST, TWITTER, INC.
- 9/18/2019 Fire Prevention 101 MARKET ST
- 9/17/2019 Community Outreach 505 TERRY A FRANCOIS BLVD, Old
Navy
- 9/17/2019 Fire Prevention 2345 24TH AVE
- 9/17/2019 Fire Prevention 345 SPEAR ST, GOOGLE, INC.
- 9/17/2019 Fire Prevention 101 MARKET ST
- 9/16/2019 Fire in Schools Education (FISE) 920 SACRAMENTO ST
- 9/14/2019 Community Outreach Long Fellow Elementary Black Firefighters
Association
- 9/14/2019 Fire Prevention 920 SACRAMENTO ST
- 9/13/2019 Community Outreach 235 MONTGOMERY ST SF
- 9/12/2019 Fire Prevention 410 HAWES ST
- 9/10/2019 Community Outreach 327 CAPITOL AVE, Little Bear School
- 9/10/2019 Community Outreach 181 FREMONT ST, FACEBOOK HQ
- 9/8/2019 Fire Prevention 665 GRANT AVE
- 9/7/2019 Fire Prevention 665 GRANT AVE
- 9/5/2019 Community Outreach 3750 18TH ST Mission HS Mission HS
- 9/5/2019 Fire Prevention 3200 CALIFORNIA STABM PARKING
SERVICES
- 9/5/2019 Fire Prevention 811 GEARY ST UNION HOTEL
- 9/5/2019 Fire Prevention 300 NEWHALL ST
- 9/5/2019 Fire Prevention 441 CHURCH ST, CHILDREN'S
COUNCIL
- 9/4/2019 Community Outreach 690 POTRERO AVE Local 8 HQ
- 9/4/2019 Community Outreach THE EMBARCADERO, St 35, SFFD
- 9/4/2019 Fire Prevention 1751 CARROLL AVE
- 9/3/2019 Community Outreach 3215 CESAR CHAVEZ ST, the Crayon
Box
- 9/2/2019 Community Outreach 1437 09TH AVE, PGE Substation N
- 9/2/2019 Community Outreach USCG Station USCG, ADC Cochrane



CAR FIRE 180- EAST BOUND EVENING
COMMUTE



McLaren Park 2.5 Acre Fire



BATTALION 7-8 SURF RESCUE TRAINING



CLIFF RESCUE AQUATIC PARK

Deputy Chief of Operations
Victor Wyrusch
Report to the Commission

EMS Division Update
1 - 30 September
2019



**Emergency Medical Services
 Fire Commission Report – September 1 to September 30, 2019
 ADC Sandra Tong**

General Activities

- All 20 H3L1 Academy recruits are finishing up their six-week training, with graduation on October 4, 2019.
- Met with Dr. Mary Mercer of UCSF/ZSFGH re: a pilot program for ambulance personnel to distribute Naloxone to either at-risk people in the community or people on scene of a response related opioid or other drug use.
- Began planning with EMS Training to offer EMT to Ambulance Paramedic (H3L1 to H3L2) Bump Up Academy. Exploring two smaller academies in order to minimizing the impact on daily staffing.
- There were three heat related events during the month of September.
- Continual data analysis to ensure accurate reports for operational policy recommendations (e.g., deployment staffing plan, schedule development, etc.)
- Conditional offers to Station 49 members have been made for the October Fire Academy.

**San Francisco Fire Department
 Incident Distribution - Identifiable Home Address (Last 6 Months)**

| | | No | | Yes | | Total |
|-------------------|---------|-------|-----|-------|-----|-------|
| EMS6 | 2019/04 | 147 | 65% | 80 | 35% | 227 |
| | 2019/05 | 176 | 70% | 77 | 30% | 253 |
| | 2019/06 | 158 | 83% | 32 | 17% | 190 |
| | 2019/07 | 177 | 81% | 41 | 19% | 218 |
| | 2019/08 | 105 | 74% | 36 | 26% | 141 |
| | 2019/09 | 102 | 73% | 38 | 27% | 140 |
| Fire Incidents | 2019/04 | 26 | | | | 26 |
| | 2019/05 | 43 | | | | 43 |
| | 2019/06 | 32 | | | | 32 |
| | 2019/07 | 40 | | | | 40 |
| | 2019/08 | 38 | | | | 38 |
| | 2019/09 | 35 | | | | 35 |
| Medical Incidents | 2019/04 | 2,784 | 38% | 4,614 | 62% | 7,398 |
| | 2019/05 | 2,857 | 37% | 4,795 | 63% | 7,652 |
| | 2019/06 | 2,984 | 39% | 4,683 | 61% | 7,667 |
| | 2019/07 | 2,809 | 38% | 4,594 | 62% | 7,403 |
| | 2019/08 | 2,990 | 38% | 4,806 | 62% | 7,796 |
| | 2019/09 | 3,091 | 39% | 4,789 | 61% | 7,880 |
| | 2019/10 | 2 | 33% | 4 | 67% | 6 |

**Emergency Medical Services
Fire Commission Report – September 1 to September 30, 2019
ADC Sandra Tong**

General Activities

- All 20 H3L1 Academy recruits are finishing up their six-week training, with graduation on October 4, 2019.
- Met with Dr. Mary Mercer of UCSF/ZSFGH re: a pilot program for ambulance personnel to distribute Naloxone to either at-risk people in the community or people on scene of a response related opioid or other drug use.
- Began planning with EMS Training to offer EMT to Ambulance Paramedic (H3L1 to H3L2) Bump Up Academy. Exploring two smaller academies in order to minimizing the impact on daily staffing.
- There were three heat related events during the month of September.
- Continual data analysis to ensure accurate reports for operational policy recommendations (e.g., deployment staffing plan, schedule development, etc.)
- Conditional offers to Station 49 members have been made for the October Fire Academy.

San Francisco Fire Department

Incident Distribution - Identifiable Home Address (Last 6 Months)

| | | No | | Yes | | Total |
|-------------------|---------|-------|-----|-------|-----|-------|
| EMS6 | 2019/04 | 147 | 65% | 80 | 35% | 227 |
| | 2019/05 | 176 | 70% | 77 | 30% | 253 |
| | 2019/06 | 158 | 83% | 32 | 17% | 190 |
| | 2019/07 | 177 | 81% | 41 | 19% | 218 |
| | 2019/08 | 105 | 74% | 36 | 26% | 141 |
| | 2019/09 | 102 | 73% | 38 | 27% | 140 |
| Fire Incidents | 2019/04 | 26 | | | | 26 |
| | 2019/05 | 43 | | | | 43 |
| | 2019/06 | 32 | | | | 32 |
| | 2019/07 | 40 | | | | 40 |
| | 2019/08 | 38 | | | | 38 |
| | 2019/09 | 35 | | | | 35 |
| Medical Incidents | 2019/04 | 2,784 | 38% | 4,614 | 62% | 7,398 |
| | 2019/05 | 2,857 | 37% | 4,795 | 63% | 7,652 |
| | 2019/06 | 2,984 | 39% | 4,683 | 61% | 7,667 |
| | 2019/07 | 2,809 | 38% | 4,594 | 62% | 7,403 |
| | 2019/08 | 2,990 | 38% | 4,806 | 62% | 7,796 |
| | 2019/09 | 3,091 | 39% | 4,789 | 61% | 7,880 |
| | 2019/10 | 2 | 33% | 4 | 67% | 6 |

Incident Distribution By Station Area - Identifiable Home Address (Last 3 Months)

| | 2019/07 | | | 2019/08 | | | 2019/09 | | |
|-------------------------|---------------|-----------------|-------|---------------|-----------------|-------|---------------|-----------------|-------|
| | Medical Calls | No-Home Address | % | Medical Calls | No Home Address | % | Medical Calls | No Home Address | % |
| | 0 | 0 | 0.00 | 1 | 0 | 0.00 | 1 | 0 | 0.00 |
| 01 - 935 Folsom St. | 1,118 | 464 | 41.50 | 1,204 | 415 | 34.47 | 1,199 | 397 | 33.11 |
| 02 - 1340 Powell St. | 197 | 40 | 20.30 | 177 | 45 | 25.42 | 214 | 58 | 27.10 |
| 03 - 1067 Post St. | 1,406 | 441 | 31.37 | 1,534 | 487 | 31.75 | 1,459 | 493 | 33.79 |
| 04 - 449 Mission Rock | 75 | 20 | 26.67 | 69 | 12 | 17.39 | 75 | 12 | 16.00 |
| 05 - 1301 Turk St. | 268 | 62 | 23.13 | 316 | 54 | 17.09 | 280 | 62 | 22.14 |
| 06 - 135 Sanchez St. | 444 | 150 | 33.78 | 476 | 154 | 32.35 | 433 | 136 | 31.41 |
| 07 - 2300 Folsom St. | 551 | 216 | 39.20 | 571 | 234 | 40.98 | 547 | 217 | 39.67 |
| 08 - 36 Bluxome | 322 | 158 | 49.07 | 327 | 165 | 50.46 | 272 | 113 | 41.54 |
| 09 - 2245 Jerrold St. | 155 | 86 | 55.48 | 166 | 91 | 54.82 | 176 | 93 | 52.84 |
| 10 - 655 Presidio | 177 | 26 | 14.69 | 174 | 26 | 14.94 | 200 | 37 | 18.50 |
| 11 - 3880 26th St. | 222 | 76 | 34.23 | 264 | 87 | 32.95 | 263 | 84 | 31.94 |
| 12 - 1145 Stanyan St. | 93 | 39 | 41.94 | 99 | 34 | 34.34 | 119 | 50 | 42.02 |
| 13 - 530 Sansome St. | 373 | 152 | 40.75 | 384 | 139 | 36.20 | 402 | 156 | 38.81 |
| 14 - 551 26th Ave. | 119 | 16 | 13.45 | 114 | 19 | 16.67 | 133 | 31 | 23.31 |
| 15 - 1000 Ocean Ave. | 170 | 61 | 35.88 | 154 | 58 | 37.66 | 193 | 81 | 41.97 |
| 16 - 2251 Greenwich St. | 172 | 52 | 30.23 | 152 | 46 | 30.26 | 182 | 74 | 40.66 |
| 17 - 1295 Shafter St. | 295 | 58 | 19.66 | 331 | 75 | 22.66 | 350 | 70 | 20.00 |
| 18 - 1933 32nd Ave. | 101 | 10 | 9.90 | 124 | 21 | 16.94 | 110 | 19 | 17.27 |
| 19 - 390 Buckingham Way | 134 | 22 | 16.42 | 182 | 36 | 19.78 | 178 | 35 | 19.66 |
| 20 - 285 Olympia St. | 35 | 8 | 22.86 | 36 | 7 | 19.44 | 52 | 6 | 11.54 |
| 21 - 1443 Grove St. | 169 | 31 | 18.34 | 192 | 52 | 27.08 | 204 | 54 | 26.47 |
| 22 - 1290 16th Ave. | 119 | 28 | 23.53 | 116 | 28 | 24.14 | 129 | 27 | 20.93 |
| 23 - 1348 45th Ave. | 111 | 16 | 14.41 | 124 | 24 | 19.35 | 109 | 23 | 21.10 |
| 24 - 100 Hoffman St. | 39 | 2 | 5.13 | 35 | 6 | 17.14 | 33 | 7 | 21.21 |
| 25 - 3305 3rd St. | 81 | 21 | 25.93 | 96 | 26 | 27.08 | 81 | 22 | 27.16 |
| 26 - 80 Digby | 58 | 5 | 8.62 | 56 | 5 | 8.93 | 43 | 6 | 13.95 |
| 28 - 1814 Stockton St. | 258 | 109 | 42.25 | 269 | 110 | 40.89 | 273 | 117 | 42.86 |

| | 2019/07 | | | 2019/08 | | | 2019/09 | | |
|--------------------------------|---------------|-----------------|-------|---------------|-----------------|-------|---------------|-----------------|-------|
| | Medical Calls | No Home Address | % | Medical Calls | No Home Address | % | Medical Calls | No Home Address | % |
| 29 - 299 Vermont St. | 143 | 66 | 46.15 | 148 | 72 | 48.65 | 164 | 68 | 41.46 |
| 31 - 441 12th Ave. | 154 | 33 | 21.43 | 161 | 38 | 23.60 | 177 | 30 | 16.95 |
| 32 - 194 Park St. | 130 | 25 | 19.23 | 169 | 36 | 21.30 | 186 | 40 | 21.51 |
| 33 - 8 Capitol St. | 159 | 18 | 11.32 | 154 | 18 | 11.69 | 170 | 36 | 21.18 |
| 34 - 499 41st Ave. | 87 | 21 | 24.14 | 85 | 29 | 34.12 | 93 | 26 | 27.96 |
| 35 - Pier 22 1/2 | 220 | 80 | 36.36 | 235 | 88 | 37.45 | 251 | 88 | 35.06 |
| 36 - 109 Oak St. | 770 | 269 | 34.94 | 850 | 286 | 33.65 | 877 | 326 | 37.17 |
| 37 - 798 Wisconsin St. | 65 | 14 | 21.54 | 72 | 18 | 25.00 | 75 | 21 | 28.00 |
| 38 - 2150 California St. | 224 | 23 | 10.27 | 192 | 25 | 13.02 | 198 | 27 | 13.64 |
| 39 - 1091 Portola Dr. | 66 | 14 | 21.21 | 113 | 37 | 32.74 | 122 | 31 | 25.41 |
| 40 - 2155 18th Ave. | 101 | 11 | 10.89 | 98 | 23 | 23.47 | 108 | 8 | 7.41 |
| 41 - 1325 Leavenworth St. | 208 | 38 | 18.27 | 191 | 29 | 15.18 | 237 | 46 | 19.41 |
| 42 - 2430 San Bruno Ave. | 152 | 36 | 23.68 | 165 | 46 | 27.88 | 160 | 42 | 26.25 |
| 43 - 720 Moscow St. | 197 | 39 | 19.80 | 242 | 63 | 26.03 | 200 | 54 | 27.00 |
| 44 - 1298 Girard St. | 166 | 21 | 12.65 | 150 | 18 | 12.00 | 175 | 43 | 24.57 |
| 48 - 800 Avenue I, TI | 36 | 6 | 16.67 | 43 | 16 | 37.21 | 33 | 5 | 15.15 |
| 51 - Presidio FD, Lincoln Blvd | 47 | 13 | 27.66 | 48 | 17 | 35.42 | 51 | 23 | 45.10 |

EMS-6 Report, 9/1/19 to 9/30/19

EMS6 Target Population:

- Individuals that utilize emergency medical services 4 or more times in a 30 day period
- Individuals that utilize emergency medical services 2 or more times in a 24 hour period
- Individuals that utilize emergency medical services 10 or more times in a 365 day period

Total number of high frequency callers that meet reporting criteria: 602

Total number of calls generated by high frequency callers: 1046

Total number of encounters in operational period: 162

Percentage of encounters with high frequency users: 87%

Average number of encounters per day: 5

Total number of unique individuals engaged: 58

- 9 of the top 10 (90%) high frequency callers were seen by EMS6
- 19 of the top 20 (95%) high frequency callers were seen by EMS6
- 41 of the top 602 (7%) high frequency callers were seen by EMS6

48% of all high frequency callers self-identify as homeless.

60% of the top 100 frequent callers self-identify as homeless.

6% of unique frequent 911 callers are high frequency callers.

High frequency callers accounted for 16% of total volume of 911 calls that resulted in transport.

Utilization change from previous operational period (August 2019) top users:

| | ESO previous | ESO current | EMS6 previous | EMS6 current | Comment |
|---|--------------|-------------|---------------|--------------|--|
| 1 | 31 | 28 | 6 | 8 | Severe alcohol use disorder. Being steered to sobering. Has refused detox and shelter. |
| 2 | 20 | 22 | 5 | 7 | This individual has been referred to psychiatry and is currently in-patient. |
| 3 | 19 | 7 | 6 | 1 | Severe alcohol use disorder. Many attempts to lead him to detox and treatment. |
| 4 | 18 | 28 | 8 | 10 | Severe alcohol use disorder. Many attempts to lead him to detox and treatment. |
| 5 | 18 | 12 | 1 | 0 | Directing him to his care providers. |
| 6 | 16 | 9 | 10 | 3 | Connected to a navigation center. |
| 7 | 16 | 8 | 1 | 5 | Directed to psychiatry. Many offers of shelter and navigation center placement. |
| 8 | 12 | 10 | 5 | 1 | Directed to sobering center. |

| | | | | | |
|----|----|----|---|---|--|
| 9 | 12 | 0 | 3 | 0 | This individual died on the street. |
| 10 | 11 | 14 | 1 | 1 | Severe alcohol use disorder. Steering to sobering. |
| 11 | 11 | 25 | 0 | 5 | Severe alcohol use disorder. Steering to sobering. Case conference planned. |
| 12 | 10 | 4 | 0 | 1 | Directing to shelter. |
| 13 | 10 | 3 | 0 | 0 | Directed to sobering center. |
| 14 | 9 | 13 | 6 | 9 | Uses the ambulance for social needs and food. We have been directing him to shelter and his primary care providers. |
| 15 | 9 | 11 | 1 | 4 | Severe alcohol use disorder. Steering to sobering. |
| 16 | 9 | 9 | 1 | 4 | Directing to shelter. |
| 17 | 9 | 0 | 0 | 0 | This individual was visiting from another county. She spent the month of August in San Francisco, utilizing emergency services, then left. |
| 18 | 8 | 11 | 1 | 2 | Re-directed to her care providers. |
| 19 | 8 | 0 | 1 | 0 | Patient travels from county to county. She is now out of county. |
| 20 | 8 | 2 | 1 | 0 | Directed to treatment |

Top 20 call volume percent change: -30%

Challenges:

- Two regular members were on leave for most of September. One member has since returned.
- Increase in meetings, including
 - HSOC planning, operations, data working group, triage and policy meetings
 - Whole Person Care planning meetings to improve delivery of care. Whole Person Care is a grant funded division of DPH tasked with the improvement of delivery of care to the homeless.
 - Presentations to allied groups and agencies

Successes:

- 56 year-old female with alcohol use disorder and mental health history is in treatment and receiving mental health care. EMS-6 team, including a Street Medicine psychiatrist, helped shepherd this patient through the judicial system, detox, and now treatment. This individual had 36 SFFD transports in 2017, 48 SFFD transports in 2018, and 54 SFFD transports in the previous 12 months. The team will support her through treatment and assist her on the pathway to housing.
- 52 year-old male with alcohol use disorder and cognitive decline has been transported by SFFD ambulances 104 times in the previous 12 months. The EMS-6 team documented and reported this individual's inability to care for himself and he is now in-patient at a local hospital, with conservatorship being considered.

- 46 year-old male with alcohol use disorder and mental health history has successfully completed a residential treatment program and is now in a step down unit. In 2017 he had 96 SFFD transports, in 2018 he had 105 SFFD transports, and in the previous 12 months he has had 84 SFFD transports. Team EMS6 shepherded this person through detox and treatment and he has not used a SFFD ambulance since June of this year. We will continue to support him on his pathway to housing.
- 61 year-old male with history of substance use disorder and chronic medical conditions showed rapid decline in the last three years as seen in his 911 utilization: 3 ambulance transports in 2017, 31 transports in 2018, and 63 transports in the previous 12 months. Team EMS-6 placed him in a navigation center, assisted with his housing assessment and application, and helped him get document ready. He is now housed and has reconnected with his children. His last ambulance transport was over 5 weeks ago.

Highlights

- We are applying to be included in the ET3 (Emergency Triage, Treatment, Transport) model. The ET3 model is a voluntary 5 year payment model of the Center for Medicare and Medicaid Services, in which ambulance providers will be reimbursed for Medicare beneficiaries that are transported to an alternate destination, such as the sobering center. Currently, the SFFD is not reimbursed when an ambulance transports a patient to the sobering center.
- The ability of EMS-6 to address the needs of frequent 911 utilizers is greatly enhanced by the addition of advanced clinicians to the team. Currently, a psychiatrist and a psychiatric nurse practitioner of DPH's Street Medicine team ride along with EMS-6 for 16 hours/week. More collaboration is planned.

| Resource | Referrals Offered | Connections Made |
|------------------------------------|-------------------|------------------|
| Sobering Center | 40 | 25 |
| Shelter | 16 | 7 |
| Joe Healy Detox | 15 | 8 |
| Psychiatric Services | 7 | 7 |
| Substance/Dual Diagnosis Treatment | 6 | 2 |
| | 84 | 49 |

| Encounter Type | Previous | Current |
|-------------------------|----------|---------|
| Consult | 55 | 85 |
| Outreach | 23 | 33 |
| 911 - EMS6 special call | 82 | 24 |

| | | |
|---------------------------------|-----|-----|
| 911 - EMS6 self-assigned | 20 | 16 |
| Case Conference | 6 | 2 |
| 911 - System | 4 | 2 |
| | 190 | 162 |

Number of case conferences: 2

Number of schedule meetings: 30

San Francisco Fire Department
 XM Pages by Date and Hour From 09/01/2019 to 09/30/2019

| | 00:00 | 02:00 | 03:00 | 04:00 | 05:00 | 06:00 | 07:00 | 08:00 | 09:00 | 11:00 | 12:00 | 13:00 | 14:00 | 16:00 | 17:00 | 18:00 | 19:00 | 20:00 | 21:00 | 22:00 | 23:00 | Total | |
|---|--------------|-------|-------|-------|-------|-------|-------|-------|-------|-------|-------|-------|-------|-------|-------|-------|-------|-------|-------|-------|-------|-------|----|
| 3 | 09/03/2019 | | | | | | | | | 1 | | | | | | | | | | | | | 1 |
| | 09/05/2019 | | | | | | | | | | 2 | | | | | | | | | | | | 2 |
| | 09/08/2019 | | | | 1 | | | 1 | | | | | | | 1 | | | | | | | | 3 |
| | 09/12/2019 | | | | | | | | | | | | | | 2 | | | | | | | | 2 |
| | 09/13/2019 | | | | | | | | | | | | | | | | | 1 | | | | | 1 |
| | 09/14/2019 | | | | | | | | | | | | | | | | | | | | 4 | | 4 |
| | 09/15/2019 | 6 | | | | 2 | | | | | | | | | | | | | | | | | 8 |
| | 09/17/2019 | | | | | | | | | | | | | | | | 1 | | | | | | 1 |
| | 09/20/2019 | | | | | | | | | | 3 | 2 | | | | | | | 1 | | | | 6 |
| | 09/21/2019 | | | | | | | | | | | | | | | | | 1 | | 1 | | | 2 |
| | 09/22/2019 | | 2 | | | | | | | | | | | | | | | | | | | | 2 |
| | 09/23/2019 | | | | | | | 1 | 2 | | | | | 2 | | 2 | 2 | | | | | | 9 |
| | 09/24/2019 | | | | | | | | | | | | | | | | | | 1 | | | | 1 |
| | 09/25/2019 | | | | | 5 | 2 | | | | | | | | | | | | | | | | 7 |
| | 09/27/2019 | | | | | | 1 | | | | | | | | | | | | | | | | 1 |
| | 09/29/2019 | | | | 1 | | | | | | 4 | 1 | 1 | | | | | | | | | | 7 |
| | 09/30/2019 | | | | | | 2 | | | | | 1 | | | | | | | | | | | 3 |
| | Total | 6 | 2 | | | 2 | 7 | 5 | 2 | 2 | 1 | 4 | 7 | 3 | 2 | 2 | 3 | 2 | 2 | 2 | 1 | 4 | 60 |
| 2 | 09/05/2019 | | | | | | | | | | 8 | 1 | | | | | | | | | | | 9 |
| | 09/08/2019 | | | | | | | 3 | | | | | | 1 | | | | | | | | | 5 |
| | 09/09/2019 | | | | | | | | | | | 2 | | | | | | | | | | | 2 |

| | | | | | | | | | | | | | | | | | | | | | | | | | | | | |
|--------------|------------|---|---|---|---|---|---|---|---|---|---|---|---|----|----|---|---|---|---|---|---|----|----|---|---|----|-----|----|
| 2 | 09/12/2019 | | | | | | | | | | | | | | | | | | 2 | | | | | | | | | 4 |
| | 09/13/2019 | | | | | | | | | | | | | | | | | | 1 | 1 | | | | | | | | 5 |
| | 09/14/2019 | 1 | | | | | | | | | | | | | | | | | | | | | | | | | | 8 |
| | 09/15/2019 | 1 | | | | | | | | | | | | | | | | | | | | | | | | | | 1 |
| | 09/16/2019 | | | | | | | | | | | | | | | | | | | | | | | | | | | 1 |
| | 09/17/2019 | | | | | | | | | | | | | | | | | | | | | | | | | | | 5 |
| | 09/20/2019 | | | | | | | | | | | | | | | | | | | | | | | | | | | 4 |
| | 09/21/2019 | | | | | | | | | | | | | | | | | | | | | | | | | | | 4 |
| | 09/22/2019 | | | | | | | | | | | | | | | | | | | | | | | | | | | 4 |
| | 09/23/2019 | | | | | | | | | | | | | | | | | | | | | | | | | | | 10 |
| | 09/24/2019 | | | | | | | | | | | | | | | | | | | | | | | | | | | 1 |
| | 09/27/2019 | | | | | | | | | | | | | | | | | | | | | | | | | | | 3 |
| | 09/28/2019 | | | | | | | | | | | | | | | | | | | | | | | | | | | 1 |
| | 09/29/2019 | | | | | | | | | | | | | | | | | | | | | | | | | | | 7 |
| | 09/30/2019 | | | | | | | | | | | | | | | | | | | | | | | | | | | 1 |
| Total | 2 | 1 | 2 | 1 | | | | | | | | | | | | | | | | | | | | | | | | 75 |
| Total | 8 | 3 | 2 | 1 | 2 | 1 | 2 | 8 | 7 | 7 | 7 | 6 | 1 | 15 | 16 | 9 | 2 | 4 | 3 | 6 | 2 | 13 | 10 | 5 | 2 | 10 | 135 | |

Narcans Administration July 2018 to Sept 2019

| | Jul-18 | Aug-18 | Sep-18 | Oct-18 | Nov-18 | Dec-18 | Jan-19 | Feb-19 | Mar-19 | Apr-19 | May-19 | Jun-19 | Jul-19 | Aug-19 | Sep-19 |
|---------------------------------|-----------|------------|------------|-----------|-----------|------------|------------|------------|------------|------------|------------|------------|------------|------------|------------|
| Batt 1 | 2 | 14 | 8 | 6 | 11 | 9 | 9 | 9 | 3 | 10 | 8 | 7 | 10 | 9 | 21 |
| Batt 2 | 45 | 57 | 57 | 34 | 31 | 44 | 54 | 47 | 51 | 57 | 49 | 96 | 84 | 89 | 87 |
| Batt 3 | 17 | 29 | 24 | 25 | 28 | 27 | 16 | 32 | 24 | 31 | 29 | 38 | 41 | 49 | 57 |
| Batt 4 | 5 | 4 | 8 | 3 | 5 | 9 | 7 | 8 | 10 | 10 | 4 | 14 | 12 | 13 | 12 |
| Batt 5 | 3 | 4 | 5 | 2 | 4 | 3 | 3 | 4 | 5 | 5 | 6 | 6 | 4 | 7 | 7 |
| Batt 6 | 2 | 2 | 4 | 2 | 5 | 5 | 0 | 2 | 8 | 5 | 7 | 3 | 1 | 6 | 3 |
| Batt 7 | 0 | 1 | 2 | 0 | 1 | 1 | 2 | 1 | 1 | 1 | 4 | 4 | 1 | 4 | 6 |
| Batt 8 | 3 | 1 | 4 | 4 | 3 | 3 | 1 | 2 | 2 | 1 | 4 | 2 | 2 | 2 | 4 |
| Batt 9 | 1 | 4 | 3 | 5 | 3 | 7 | 6 | 2 | 4 | 4 | 1 | 7 | 3 | 4 | 6 |
| Batt 10 | 7 | 4 | 0 | 8 | 5 | 5 | 4 | 5 | 6 | 6 | 2 | 11 | 5 | 8 | 10 |
| No Batt | 0 | 1 | 2 | 2 | 1 | 3 | 6 | 7 | 4 | 1 | 3 | 3 | 0 | 1 | 1 |
| Total | 85 | 121 | 117 | 88 | 99 | 116 | 108 | 119 | 118 | 131 | 117 | 191 | 163 | 192 | 214 |
| Identifiable Home Address - NO | 50 | 70 | 69 | 47 | 56 | 71 | 64 | 72 | 72 | 82 | 62 | 121 | 106 | 122 | 142 |
| Identifiable Home Address - YES | 35 | 51 | 48 | 41 | 43 | 45 | 44 | 47 | 46 | 49 | 55 | 70 | 57 | 70 | 72 |

| AMBULANCE LEVELS BY DAY | | | | | | | | | | | | | SEPTEMBER 2019 | | | |
|--|---------|-----|-----|-------|-----|---|---|-------|------------|------|------|-------|----------------|--|--|--|
| RED= >3% at level 2 or below for the day | | | | | | | | | | | | | | | | |
| | Minutes | | | | | | | | Percentage | | | | | | | |
| | 0 | 1 | 2 | >=7 | <7 | 1 | 2 | >=7 | 0 | 1 | 2 | >=7 | | | | |
| 1 | | 3 | 1 | 1,346 | 90 | | | 1,346 | 0.0% | 0.2% | 0.1% | 6.3% | 93.5% | | | |
| 2 | | | 1 | 1,349 | 90 | | | 1,349 | 0.0% | 0.0% | 0.1% | 6.3% | 93.7% | | | |
| 3 | 7 | 22 | 21 | 1,087 | 303 | | | 1,087 | 0.5% | 1.5% | 1.5% | 21.0% | 75.5% | | | |
| 4 | | 7 | 13 | 1,213 | 207 | | | 1,213 | 0.0% | 0.5% | 0.9% | 14.4% | 84.2% | | | |
| 5 | 10 | 12 | 13 | 1,230 | 175 | | | 1,230 | 0.7% | 0.8% | 0.9% | 12.2% | 85.4% | | | |
| 6 | 1 | 18 | 18 | 1,050 | 353 | | | 1,050 | 0.1% | 1.3% | 1.3% | 24.5% | 72.9% | | | |
| 7 | 11 | 6 | 21 | 1,032 | 360 | | | 1,032 | 0.8% | 0.4% | 1.5% | 25.2% | 72.2% | | | |
| 8 | 141 | 100 | 119 | 481 | 599 | | | 481 | 9.8% | 6.9% | 8.3% | 41.6% | 33.4% | | | |
| 9 | 7 | 17 | 12 | 1,194 | 210 | | | 1,194 | 0.5% | 1.2% | 0.8% | 14.6% | 82.9% | | | |
| 10 | | | | 1,323 | 117 | | | 1,323 | 0.0% | 0.0% | 0.0% | 8.1% | 91.9% | | | |
| 11 | | | 2 | 1,334 | 104 | | | 1,334 | 0.0% | 0.0% | 0.1% | 7.2% | 92.6% | | | |
| 12 | 10 | 30 | 35 | 1,100 | 265 | | | 1,100 | 0.7% | 2.1% | 2.4% | 18.4% | 76.4% | | | |
| 13 | 6 | 13 | 31 | 1,005 | 385 | | | 1,005 | 0.4% | 0.9% | 2.2% | 26.7% | 69.8% | | | |
| 14 | 16 | 10 | 11 | 1,138 | 265 | | | 1,138 | 1.1% | 0.7% | 0.8% | 18.4% | 79.0% | | | |
| 15 | 52 | 33 | 54 | 869 | 432 | | | 869 | 3.6% | 2.3% | 3.8% | 30.0% | 60.4% | | | |
| 16 | | 13 | 13 | 1,286 | 128 | | | 1,286 | 0.0% | 0.9% | 0.9% | 8.9% | 89.3% | | | |
| 17 | 19 | 13 | 16 | 1,111 | 281 | | | 1,111 | 1.3% | 0.9% | 1.1% | 19.5% | 77.2% | | | |
| 18 | | 12 | 29 | 778 | 97 | | | 778 | 0.0% | 1.3% | 3.2% | 10.6% | 84.9% | | | |
| 19 | | | 1 | 1,312 | 127 | | | 1,312 | 0.0% | 0.0% | 0.1% | 8.8% | 91.1% | | | |
| 20 | 18 | 47 | 28 | 974 | 373 | | | 974 | 1.3% | 3.3% | 1.9% | 25.9% | 67.6% | | | |
| 21 | 30 | 34 | 37 | 960 | 379 | | | 960 | 2.1% | 2.4% | 2.6% | 26.3% | 66.7% | | | |
| 22 | 12 | 34 | 48 | 786 | 560 | | | 786 | 0.8% | 2.4% | 3.3% | 38.9% | 54.6% | | | |
| 23 | 20 | 72 | 86 | 491 | 441 | | | 491 | 1.8% | 6.5% | 6.6% | 39.7% | 44.2% | | | |
| 24 | 3 | 11 | 13 | 1,144 | 269 | | | 1,144 | 0.2% | 0.8% | 0.9% | 18.7% | 79.4% | | | |
| 25 | 48 | 44 | 35 | 983 | 330 | | | 983 | 3.3% | 3.1% | 2.4% | 22.9% | 68.3% | | | |
| 26 | | 9 | 15 | 1,257 | 159 | | | 1,257 | 0.0% | 0.6% | 1.0% | 11.0% | 87.3% | | | |
| 27 | 23 | 19 | 36 | 1,138 | 224 | | | 1,138 | 1.6% | 1.3% | 2.5% | 15.6% | 79.0% | | | |
| 28 | 14 | 71 | 55 | 750 | 550 | | | 750 | 1.0% | 4.9% | 3.8% | 38.2% | 52.1% | | | |
| 29 | 58 | 74 | 121 | 550 | 637 | | | 550 | 4.0% | 5.1% | 8.4% | 44.2% | 38.2% | | | |
| 30 | 99 | 57 | 70 | 724 | 490 | | | 724 | 6.9% | 4.0% | 4.9% | 34.0% | 50.3% | | | |
| | | | | | | | | | 1.4% | 1.9% | 2.3% | 21.3% | 73.1% | | | |

EMS PARAMEDICS SFFD



#1 Thomas More Way FIRE/EMS
Appreciation Breakfast

**Deputy Chief of Operations
Victor Wyrsh**

Report to the Commission

**Bureau of Prevention and Investigation
1 - 30 September 2019**

Division of Fire Prevention and Investigation
Division Update – September 1 to September 30, 2019
Fire Marshal Daniel de Cossio

BFP Head Quarters Update: Permits/ High-Rise/Fire Complaints, Captain Tse

Permit Application for September 2019:

| | |
|--|----------|
| Total Permits Issued for August | 376 |
| Number of Operational Permits | 31 |
| Number of Temporary Permits | 345 |
| Permit Application Fees Collected OTC (June) | \$90,685 |

Inspections Completed September 2019:

| Types of Inspection/Activity | Number | Hours |
|---|--------|-------|
| NOV | 155 | 96.6 |
| Complaints | 227 | 157.2 |
| Referrals (DPH Non-Haz., DPW) | 77 | 51.6 |
| Referrals (DPH Haz., EC) | 4 | 2.5 |
| Referrals (SFPD) | 45 | 29.3 |
| DBI | 666 | 564.7 |
| Fire Alarm Inspection | 2 | 4 |
| Greater Alarm Inspection | | |
| Permit Annual | 131 | 71.4 |
| Permit Approvals | 95 | 85.2 |
| Permit Follow-Up | 2 | 2.3 |
| Port Permit Annuals | 2 | 0.5 |
| Port Permit Approvals | 3 | 1 |
| Event Plan Review (Non-DBI) | 21 | 19.5 |
| Place of Assembly Detail | 2 | 3 |
| Administrative Citation | | |
| Hearing Re-Inspection | 72 | 39.3 |
| City Attorney Referral/ACE | | |
| Order to Abate Re-inspection | 4 | 1.3 |
| High-Rise Annuals | 28 | 88.8 |
| High-Rise Follow-Up | 5 | 4 |
| FEP Review, EVAC Plan Review & High-Rise Report Writing | 30 | 28.8 |
| School Annuals | 25 | 52 |
| School Inspection Follow up | | |
| Day Care | | |
| DPH-CCSF (Aids Clinic, Mental Health) | | |
| DSS (Community Care Licensing, Alcohol/Drugs) | | |
| Onsite Consultation | 4 | 2.8 |
| OSHPOD Referral | | |
| Other Referrals (Dept. of Corrections, Community Behavioral Health Services, Licensing) | | |

| | | |
|---|-------------|-------------|
| Public Education/Community | | |
| RCF Inspection/Follow-Up | 1 | 0.5 |
| R2 | 16 | 9.8 |
| Sprinkler Ordinance | | |
| SRO Fire Prevention Workshop | 2 | 1.4 |
| SRO Sprinkler Ordinance | 1 | 1 |
| Tank Installation | | |
| Traccess Installation/Maintenance | 1 | 1 |
| File Research | 11 | 13 |
| Others (Initial Inspection, Technical Construction Inspection, Fire Clearance Request, Follow-Up Inspection, No Time Charged, Special System, Etc.) | 24 | 28.4 |
| PSD Counter | 82 | 333.1 |
| Administration (Email, Voicemail, Data Entry, etc.) | 643 | 189 |
| Code Research | 26 | 43.5 |
| Car Service | 8 | 8 |
| Training | 47 | 102.5 |
| Total | 2462 | 2037 |

Total Permit Annual Inspections:

| | |
|--|--------------|
| Total Annual Permit Inspections | 3669 |
| Completed | 367 |
| Open | 46 |
| Pending | 3256 |
| Pending Mobile/Citywide Pending (No Fixed Address) | 317 |
| Actual Total Annual Permit Inspections | 3352 |
| Actual Still Pending | 2939 |
| % Completed | 12.3% |
| % Target Completion | 25.0% |

Total Permit Inspections (Port): September 2019

| | |
|--|--------------|
| Total Annual Permit Inspections | 114 |
| Completed | 24 |
| Open | 11 |
| Pending | 79 |
| % Completed | 30.7% |
| % Target Completion | 25.0% |

Permit Annual Inspections by Section (Permit): September 2019

| | |
|--|-------------|
| Total Annual Permit Inspections | 1504 |
| Completed | 55 |
| Open | 14 |
| Pending | 1435 |
| % Completed | 4.6% |

| | |
|----------------------------|--------------|
| % Target Completion | 25.0% |
|----------------------------|--------------|

Permit Annual Inspections by Section (District):

| | |
|--|--------------|
| Total Annual Permit Inspections | 849 |
| Completed | 58 |
| Open | 4 |
| Pending | 787 |
| % Completed | 7.30% |
| % Target Completion | 25.0% |

Permit Annual Inspections by Section (High-Rise): September 2019

| | |
|--|--------------|
| Total Annual Permit Inspections | 885 |
| Completed | 230 |
| Open | 17 |
| Pending | 638 |
| % Completed | 27.9% |
| % Target Completion | 25.0% |

Annual High-Rise Inspections September 2019:

| | |
|---|--------------|
| Total Annual High-Rise Inspections | 622 |
| Completed | 98 |
| Open | 41 |
| Pending | 483 |
| % Completed | 22.3% |
| % Target Completion | 25.0% |

Annual School Inspections September 2019:

| | |
|--|--------------|
| Total Annual School Inspections | 236 |
| Completed | 38 |
| Open | 18 |
| Pending | 180 |
| % Completed | 23.7% |
| % Target Completion | 25.0% |

R1/R2 Inspections

| Month/Year | Completed | Open |
|-------------------|------------------|-------------|
| September/2019 | 20 | 1 |

Types of Operational Permits Issued (September 2019):

| Description | Number |
|---|---------------|
| Aboveground Stationary Tank, Storage & Use | 2 |
| Application of Flammable/Combustible Finishes | |
| Battery System, Storage & Use | |
| Combustible Dust-Producing Operations | |
| Combustible Materials, Miscellaneous, Storage, Handling | |
| Compressed Gas, Fueling Station, Operation | |
| Compressed Gas, Storage, Use, & Handling | 2 |

| | |
|--|-----------|
| Cryogenic Fluids, Storage & Use | |
| Dry Cleaning Plant, Operation | |
| Firefighter Air System, Maintenance, Testing | |
| Flammable/Combustible Liquid, Portable Containers | 2 |
| Flammable/Combustible Finishes, Spray Painting Application | |
| Fruit & Crop Ripening Operation | |
| Hazardous Materials, Store, Transport, Dispense, Use, Handle | |
| High-Piled Storage | |
| Hot work Operations, Weld, Cut, Grind, Braze, Solder | 2 |
| Hot Work Operations, Jeweler, Grind, Braze, Solder | |
| Hot Work Operations, Roofer, Open Flame Device, Conduct | |
| Industrial Oven, Baking/Drying Operation | |
| Limited Application of Flammable/Combustible Finishes | |
| Liquefied Petroleum Gas, Mobile Caterer (Food Truck) | 1 |
| Liquefied Petroleum Gas, Portable Cylinders | 5 |
| Liquefied Petroleum Gas, Roofer, Storage, Use | |
| Liquefied Petroleum Gas, Tank, Storage, Use | |
| Motor Fuel Facility, Operation | |
| Motor Fuel Facility, Self-Service, Operation | |
| Open Flame (Candles, BBQ), Place of Assembly, Mobile Caterer | 3 |
| Place of Assembly Operation | 12 |
| Refrigeration Equipment Operation | 1 |
| Tires, Scrap/Tire Byproducts, Storage | |
| Underground Stationary Tank, Storage & Use | 1 |
| Vehicle Repair Garage, Major | |
| Vehicle Repair Garage, Minor | |
| Waste Handling, Operation | |
| Total | 31 |

Fire Complaints

Total Overall Open Complaints (As of September 30, 2019): 197

Overall Open Complaints (R2 Inspections): 84

Overall Open Complaints (Other Sources): 113

Total Number of Complaints Received (September 2019): 290

Total Number of Complaints Received Through R2 Inspections: 63

Total Number of complaints Received Through Other Sources: 227

Total Number of Complaints Closed (September 2019): 275

Number of Complaints Closed (R2 Inspections): 77

Number of Complaints Closed (Other Sources): 198

Closed Complaints by Disposition (September 2019):

| | CC | CI | DC | NA | NJ | NM | PM | RB | RE | RP | VI | Total |
|-----------|----|----|----|----|----|----|----|----|----|----|-----|-------|
| September | 75 | 1 | 1 | | | 37 | | 2 | 1 | | 158 | 275 |

CC: Condition Corrected; DC: Duplicate Complaint; NA: Non-Applicable; NJ: No Jurisdiction; NM: No Merit;

PM: Night Time Inspection; RB: Referred to DBI; RE: Referred to EID; RP: Referred to DPH; VI: NOV Issued

Total Number of Complaint ITEMS (September 2019): 336
 Total Number of Complaint ITEMS Open (September 2019): 126
 Total Number of Complaint ITEMS Closed (September 2019): 210

Types of Complaints Received (September 2019):

| Description of Complaint | Open | Closed | Total |
|---|------------|------------|------------|
| Fire Alarm Systems | 39 | 48 | 87 |
| Blocked Exits | 17 | 15 | 32 |
| Combustible Materials | 2 | 2 | 4 |
| Electrical Systems | 3 | 2 | 5 |
| Elevator Not Working | | 3 | 3 |
| Exit Maintenance | 8 | 5 | 13 |
| Extinguishers | 18 | 12 | 30 |
| Fire Escape | 5 | 7 | 12 |
| General Hazardous Materials | 3 | 2 | 5 |
| Hoarding | 4 | 2 | 6 |
| Illegal Occupancy | 1 | 1 | 2 |
| Multiple Fire Code Violations (High-Rise) | 1 | 92 | 93 |
| Operating Without A Permit | 4 | 3 | 7 |
| Overcrowding Place of Assembly | 1 | 1 | 2 |
| Refused Hood & Duct Service | 1 | | 1 |
| Roof Access | 1 | | 1 |
| Sprinkler/Standpipe Systems | 6 | 9 | 15 |
| Uncategorized | 8 | 3 | 11 |
| Weeds & Grass | 4 | 3 | 7 |
| Total | 126 | 210 | 336 |

Number of open violations before 9/1/19: 672.
 New Violations issued during the month of September 2019: 148
 Violations resolved during the month of September 2019: 163
 Number of Open Violations as of 9/30/2019: 656

Administrative Hearing

| Month | No. of Hearings | No of Cases Heard | Orders of Rescissions | Cases Continued | Order to Abate | Order to Vacate |
|------------|-----------------|-------------------|-----------------------|-----------------|----------------|-----------------|
| Apr. 2019 | 2 | 28 | 8 | 11 | 9 | 1 |
| May 2019 | 3 | 40 | 12 | 15 | 13 | 0 |
| June 2019 | 2 | 20 | 9 | 6 | 5 | 0 |
| July 2019 | 2 | 25 | 7 | 4 | 14 | 0 |
| Aug. 2019 | 2 | 13 | 5 | 4 | 4 | 0 |
| Sept. 2019 | 2 | 20 | 4 | 7 | 9 | 0 |

COMMUNITY OUTREACH

| Monthly activity: | Sept. '19 | Aug. '19 | (July '19) | (June '19) | (May '19) | (April '19) | (March '19) |
|---------------------------------------|-----------|----------|------------|------------|-----------|-------------|-------------|
| Community Presentations/ Education | 28 | 19 | 6 | 14 | 12 | 8 | 12 |
| Number of Attendees (approx.) – total | 7,988 | 13,546 | 3,725 | 14,585 | 9,045 | 4,680 | 2,517 |

Community Outreach Presentations/Education for September 1 to September 30, 2019

Community Outreach, Recruitment and Education (CORE) Committee Meeting.

- September 04, 2019; 1400-1430 hrs., 1751 Carroll Street, San Francisco, Hosted by the George Davis Senior Center. Residential. Fire Drill Observation. 100 participants.
- September 05, 2019, 1100-1130 hrs., 811 Geary Street, San Francisco, hosted by the Hotel Union. Fire drill observation. 25 participants.
- September 05, 2019; 1300-1600 hrs., 3200 California Street, San Francisco, hosted by SFAA- San Francisco Apartment Association. Provided a 15-minute presentation introducing the Bureau of Fire Prevention's Community and Education Team and describing the services we provide to the adult population of San Francisco. Provided Fire & Life Safety Table and distributed printed information including fire safety tip sheets and brochures from SFFD, NFPA, USFA, Alisa Ann Ruch Burn Foundation, DEM, SFFD Recruitment, NERT Emergency Preparedness Check off-sheets, NFPA Fire Extinguisher on the Job, Kitchen Fire Safety, Carbon Monoxide Alarms and Exit Drills in the Home brochures, Alisa Ann Ruch Burn Foundation and 9-1-1 brochure
Approximately 400 community members were contacted.
- September 05, 2019; 1800-2000 hrs., 445 Church Street, San Francisco, hosted by The Children's Council. General Public Fire & Life Safety Workshop consisting of Fire Safety in the Home PowerPoint presentation. The interactive Bullseye Digital Fire Extinguisher System was demonstrated. Fire & Life Safety Educational Information packets with NFPA Fire Safety Tip Sheets and NERT & Emergency Preparedness Check off-sheets in English, Cantonese and Russian & Spanish distributed. NFPA Fire Extinguishers on the Job, Kitchen Fire Safety, Carbon Monoxide Alarms and Exit Drills in the Home brochures, Alisa Ann Ruch Burn Foundation and 9-1-1 brochures and SFFD fire truck plastic key chains were tabled. Chinese translation services were provided by Community Youth Center. 45 keychain flashlights with sf-fire.org website address distributed. 45 attendees.
- September 07-08, 2019; 1100-1800 hrs., 667 Grant Street, San Francisco. Hosted by the Chinatown Merchants Association. General Public. Provided Fire & Life Safety Table. Distributed SFFD Fire & Life Safety Educational Packets in English and Chinese including fire safety tip sheets from SFFD, NFPA, USFA and SFFD NERT. Brochures from Alisa Ann Ruch Burn Foundation, DEM, SFFD Recruitment, NFPA Fire Extinguishers on the Job, Kitchen Fire Safety, Carbon Monoxide Alarms and Exit Drills in the Home. 9-1-1 refrigerator magnets and SF72.org postcards in Chinese and English. Also, distributed SFFD plastic fire hats, sticker badges, coloring books, picture books, fidget spinners and Kidde Smoke Alarms. Approximately 2500 community members contacted.

- September 10, 2019; 1300-1330 hrs., 1011 Howard Street, San Francisco. Hosted by the Raman Hotel. Residential Fire Drill Observation. 25 participants.
- September 12, 2019; 1800-1930 hrs., 410 Hawes Avenue, San Francisco. Hosted by the Ridgeview Terrace Townhomes held at Our Lady of Lourdes community center. Provided a Fire & Life Safety Workshop consisting of Fire Safety in the Home PowerPoint presentation. The interactive Bullseye Digital Fire Extinguisher System was demonstrated. Fire & Life Safety Educational Information packets with NFPA Fire Safety Tip Sheets and NERT Preparedness Check off-sheets in English, Cantonese and Spanish were distributed. NFPA Fire Extinguishers on the Job, Kitchen Fire Safety, Carbon Monoxide Alarms and Exit Drills in the Home brochures, Alisa Ann Ruch Burn Foundation and 9-1-1 brochures. 25 keychain flashlights with sf-fire.org website address distributed. 25 community members attended.
- September 14, 2019; 0900-1200 hrs., 920 Sacramento Street, San Francisco. Hosted by The Cameron House Family Day (15th Annual). General Public. Fire & Life Safety Workshop consisting of Fire Safety in the Home PowerPoint presentation. The interactive Bullseye Digital Fire Extinguisher System was demonstrated. Fire & Life Safety Educational Information packets with NFPA Fire Safety Tip Sheets and NERT Preparedness Check off-sheets in English, Cantonese and Russian were distributed. NFPA Fire Extinguishers on the Job, Kitchen Fire Safety, Carbon Monoxide Alarms and Exit Drills in the Home brochures, Alisa Ann Ruch Burn Foundation and 9-1-1 brochures and SFFD fire truck plastic key chains were tabled. 80 keychain flashlights with sf-fire.org website address distributed. 80 attendees.
- September 16, 2019; 0900-1030 hrs., 330 Ellis Street, San Francisco. Hosted by Glide. General Public. Fire & Life Safety Workshop consisting of Fire Safety in the Home PowerPoint presentation. The interactive Bullseye Digital Fire Extinguisher System was demonstrated. Fire & Life Safety Educational Information packets with NFPA Fire Safety Tip Sheets and NERT & Emergency Preparedness Check off-sheets in English, Cantonese and Russian & Spanish distributed. NFPA Fire Extinguishers on the Job, Kitchen Fire Safety, Carbon Monoxide Alarms and Exit Drills in the Home brochures, Alisa Ann Ruch Burn Foundation and 9-1-1 brochures and SFFD fire truck plastic key chains were tabled. 30 keychain flashlights with sf-fire.org website address distributed. 30 attendees.
- September 17, 2019; 1400-1600 hrs., 345 Spear Street, San Francisco. Hosted by Google. General Public. Provided Fire & Life Safety Table which included the distribution of printed information including fire 10safety tip sheets and brochures from SFFD, NFPA, USFA, Alisa Ann Ruch Burn Foundation, DEM, SFFD Recruitment, NERT Emergency Preparedness Check off-sheets, NFPA Fire Extinguishers on the Job, Kitchen Fire Safety, Carbon Monoxide Alarms and Exit Drills in the Home brochures, Alisa Ann Ruch Burn Foundation and 9-1-1 brochures. Also, provided the Bullseye Digital Fire Extinguishing System to demonstrate the use of a fire extinguisher. Additionally, distributed SFFD fire truck key chains, plastic fire hats, sticker badges, coloring books, picture books and 911 magnets. 100 community members were contacted.
- September 17, 2019; 1000-1300 hrs., 101 Market Street, San Francisco. Hosted by the Federal Reserve Bank. General Public. Provided Fire & Life Safety Table including the distribution of printed information including fire safety tip sheets and brochures from SFFD, NFPA, USFA, Alisa Ann Ruch Burn Foundation, DEM, SFFD Recruitment, NERT Emergency Preparedness Check off-sheets, NFPA Fire Extinguishers on the Job, Kitchen Fire Safety, Carbon Monoxide Alarms and Exit Drills in the Home brochures,

Alisa Ann Ruch Burn Foundation and 9-1-1 brochures. Also, provided the Bullseye Digital Fire Extinguishing System to demonstrate the use of a fire extinguisher. Additionally, distributed SFFD fire truck key chains, plastic fire hats, sticker badges, coloring books, picture books and 911 magnets. 75 community members were contacted.

- September 17, 2019; 1700-2030 hrs., 2345 24th Avenue, San Francisco. Hosted by the Taraval Police Station. General Public. Provided an overview of the Bureau of Fire Prevention's Community Outreach and Education Teams services, from our Presentations to our Tabling's and Fire Drill Observations. Also provided an informational talk and demonstration of the Bullseye Digital Fire Extinguishing System for the attendees. 15 community members were contacted.
- September 18, 2019; 0900-1200 hrs., 1355 Market Street, San Francisco. hosted by Twitter. General Public. Provided a Fire Safety in the home presentation and workshop. Distributed pamphlets from FEMA, USFA, and NFPA in addition to key chain flashlights and fidget spinners with the Fire Department website embossed on them. Also distributed plastic fire helmets and sticker badges along with coloring books and picture books to educate the children on fire safety. Approximately 400 community members contacted.
- September 18, 2019; 1100-1300 hrs., 101 Market Street, San Francisco. Hosted by the Federal Reserve Bank, General Public. Provided Fire & Life Safety Table including the distribution of printed information including fire safety tip sheets and brochures from SFFD, NFPA, USFA, Alisa Ann Ruch Burn Foundation, DEM, SFFD Recruitment, NERT Emergency Preparedness Check off-sheets, NFPA Fire Extinguishers on the Job, Kitchen Fire Safety, Carbon Monoxide Alarms and Exit Drills in the Home brochures, Alisa Ann Ruch Burn Foundation and 9-1-1 brochures. Also, provided the Bullseye Digital Fire Extinguishing System to demonstrate the use of a fire extinguisher. Additionally, distributed SFFD fire truck key chains, plastic fire hats, sticker badges, coloring books, picture books and 911 magnets. 100 community members were contacted.
- September 19, 2019; 1330-1630 hrs., 3365 Sacramento Street, San Francisco, District 2 Fire Safety and Emergency Preparedness Fair, hosted by Menorah Park Housing. General Public.
Fire & Life Safety Workshop consisting of Fire Safety in the Home PowerPoint presentation. The interactive Bullseye Digital Fire Extinguisher System was demonstrated. Fire & Life Safety Educational Information packets with NFPA Fire Safety Tip Sheets and NERT Preparedness Check off-sheets in English, Cantonese and Spanish were distributed. NFPA Fire Extinguishers on the Job, Kitchen Fire Safety, Carbon Monoxide Alarms and Exit Drills in the Home brochures, Alisa Ann Ruch Burn Foundation and 9-1-1 brochures and SFFD fire truck plastic key chains were tabled. 75 keychain flashlights with sf-fire.org website address distributed. 75 community members attended.
- September 20, 2019; 1100-1500 hrs., 115 Red Rock Way, San Francisco, Fire Drill Observation of 14 housing units. The drill was well planned and organized with good participation from the residents. Approximately 50 participants.
- September 21, 2019; 1000-1300 hrs., 445 Church Street, San Francisco, Hosted by City Kids, General Public. Provided Fire & Life Safety Table and distributed printed information including fire safety tip sheets and brochures from SFFD, NFPA, USFA, Alisa Ann Ruch Burn Foundation, DEM, SFFD Recruitment, NERT Emergency Preparedness Check off-sheets, NFPA Fire Extinguishers on the Job, Kitchen Fire Safety, Carbon Monoxide Alarms and Exit Drills in the Home brochures, Alisa Ann Ruch Burn

Foundation and 9-1-1 brochures. Also, distributed SFFD fire truck key chains, plastic fire hats, sticker badges, coloring books, picture books and 911 magnets. Approximately 900 community members were contacted.

- September 24, 2019; 1000 hrs. SFO Airport employees at SFO. SFIA Employee Training Session with the Bullseye Digital Fire Extinguishing System 25 employees attended.
- September 25, 2019; 1000-1400 hrs., 75 Hawthorne Street, San Francisco, Hosted by the Environmental Protection Agency's Fall Festival of Safety & Health. General public. Provided Fire & Life Safety Table. Distributed SFFD Fire & Life Safety Educational Packets in English, Chinese, Russian, Spanish, Filipino & Vietnamese including fire safety tip sheets from SFFD, NFPA, USFA and SFFD NERT. Brochures from Alisa Ann Ruch Burn Foundation, DEM, SFFD Recruitment, NFPA Fire Extinguishers on the Job, Kitchen Fire Safety, Carbon Monoxide Alarms and Exit Drills in the Home. 9-1-1 refrigerator magnets and SF72.org postcards in English, Chinese and Spanish. Also, distributed SFFD sticker badges and fidget spinners. Approximately 125 community members were contacted.
- September 26, 2019; 0500-0600; hrs. SFO Airport employees at SFO. SFIA Employee Training Session with the Bullseye Digital Fire Extinguishing System 25 employees attended.
- September 26, 2019; 0900-09830 hrs., 770 O'Farrell Street, San Francisco. Hosted by the Edgeworth Hotel. Residential. Fire Drill Observation. High-rise Apartment Building. 15 residents participated.
- September 26, 2019; 1100-1130 hrs., 1541 California Street, San Francisco. Hosted by Caldrake Hotel, residential. Fire Drill Observation Residential Hotel Building. 25 residents participated in the drill.
- September 26, 2019; 1800-1930 hrs. 455 Bay Street, San Francisco. Hosted by North Beach Housing. Residential. Fire & Life Safety Workshop consisting of Fire Safety in the Home PowerPoint presentation. The interactive Bullseye Digital Fire Extinguisher System was demonstrated. Fire & Life Safety Educational Information packets with NFPA Fire Safety Tip Sheets and NERT Preparedness Check off-sheets in English, Cantonese and Spanish were distributed. NFPA Fire Extinguishers on the Job, Kitchen Fire Safety, Carbon Monoxide Alarms and Exit Drills in the Home brochures, Alisa Ann Ruch Burn Foundation and 9-1-1 brochures and SFFD fire truck plastic key chains were tabled. 56 keychain flashlights with sf-fire.org website address distributed. 56 community members attended.
- September 27, 2019; 1000-1030 hrs., 1139 Market Street, San Francisco Residential National Hotel, Fire drill observation hosted by Tenderloin Housing Clinic, 2 story/Type 5, 90 unit 76 residents.
- September 27, 2019; 1400-1430 hrs., 41 Jones Street, San Francisco, residential Boyd Hotel, Fire drill observation, 6 story/type 5, 79 residential units. 75 residents.
- September 30, 2019; 1000-1030 hrs., 365 Fulton Street, San Francisco, residential. The Richmond Apartments, Fire drill Observation, 5 story building with 120 Units with 117 residents. 46 participants.

Training Classes (internal):

Sep 2019 see Note below
 Aug 2019 Make-ups for missed BFP Plan Review 2 (Intermediate) class on water-based extinguishing systems held; 33 members completed the 21-hr, 6-week class

Jun-Jul 2019 BFP Plan Review 2 (Intermediate) class on water-based extinguishing systems; 38 BFP members to attend the 21-hour 6 wk (3.5 hr/wk) class
 Jul 2019 Hydrogen Vehicle Fueling Stations: Codes, inspections, maintenance; presenters Kyle McKeown Nel Hydrogen, Jennifer Hamilton Ca Fuel Cell Program (18 attendees)
 Jun 2019 9-hr Means of Egress class for Fire Plan Reviewers (7) with DBI, SFPUC, MOD
 Jun 2019 3-hr Code, Statute, and Regulation Class for new BFP members (5 attendees)
 May 2019 Two-way Emergency Comm. Systems: 2019 updates/changes (60 mem. w/EID)
 Apr 2019 IEC 8-hr Hazardous Waste Operations Refresher Class (22 members)
 Apr 2019 2019 NFPA 72 code updates/changes – hosted by Bay Alarm (21 members)
 Mar 2019 IEC 24-hr Hazardous Waste Operations Training Class (8 mem. FD, 4 mem. DPH)
 Feb 2019 ERRCS 2016, 2019 code updates: plan review, inspection (66 mem. with EID, DEM)
 Feb 2019 Flexible Sprinkler Drops: plan review, inspection presented by Victaulic (41 mem.)
 Jan 2019 Battery systems: plan review, inspection, code changes (10 members)
 Nov 2018 Battery systems: plan review, inspection, code changes (18 members)
 Oct 2018 to BFP Plan Review (Basic) class (36 members: 4 hrs/wk for 9 wks)
 Jan 2019

Note:

Rescheduled:

- Sept training to Oct 08/10: Fire Alarm Audibility Requirements for R-1/R-2 Occupancies including Low Frequency Sounders

Plan Check Section Update, Captain Kathleen Harold

Fire Plan Check Section Update: **September 2019**

| | Sept. '19 1144 (OTC 1058) | August '19 1283 (OTC 1172) |
|---|---|--|
| Permit applications submitted (permits approved): | | |
| Fire Plan Review fees collected at filing: | \$595,975 | \$502,454 |
| Fire Plan Review fees paid at issuance: | \$573,741 | \$692,223 |
| Total Fire Plan Review Fees Collected: | \$1,169,716 | \$1,194,677 |
| Total Fire Inspection Fees Collected at Issuance: | \$191,020 | \$228,265 |
| Water Flow revenue collected: | \$12,460 | \$8,000 |
| Fire Only Pre-Application Meeting Revenue | \$3,055 | \$9,000 |
| Fees Collected DBI Pre-Application Meeting | \$6,855.00 | \$10,875 |
| Fees Collected DBI Easement Review | \$0 | \$0 |
| Plan Review Summary | | |
| TOTAL FIRE FEES COLLECTED: | \$1,383,106 | \$1,450,817 |
| <i>(FYI DBI TOTAL FEES COLLECTED:</i> | \$7,382,471 | \$7,829,959 |
| Summary: | | |
| Total Plans in Fire Review Report: | 605 | 600 |
| No. of Plans reviewed but awaiting responses ("ON HOLD"): | 496 | 480 |
| No. of Plans waiting for review: | 109 | 120 |

City-paid: Haney 3 hours Admin.

Large Community Development Projects, Captain Michael Patt

Community Developments: Horizontal Design

The horizontal design review includes review of street maps and site plans for Fire Department vehicle access (to project site), access to water supplies (LPWSS), and building access.

Total developments in process; SFFD comments issued (On hold – awaiting response/resolution from developer)

- Treasure Island 8000 units.
 - Reviewed and submitted the SFFD comments for 1 Avenue of the Palms (401 Avenue of the Palms) factory-built plans.
 - Reviewing the plans for Treasure Island Sub-Phase Plans, 1A, 1D, 1F, 1G, 1H & II BOD.
- Yerba Buena Island (YBI Island)
 - Reviewed and approved the fire road access for 201 Macalla St.
 - Reviewed and Submitted SFFD comments for the 3Y and 4Y townhomes YBI.
 - Reviewed and Approved Fire Road Access for Yerba Buena Island Hilltop Park.
- SAFE Navigation Center 1925 Evans.
 - Reviewed the fire road access, the mean of egress and sprinkler system.
- Plumber's Union

- 1629 market Street. 584 Units. 5 low rise buildings.
- Reviewed Tentative Map # 9640 - SFFD Conditions.
- Reviewed Fire Access Road for 1629 Market St.
- Hunters View
 - Reviewed and Submitted SFFD Comments for Infrastructure 90% Submittals.
- Hunters Point shipyard.
 - Pre-Application meeting for block 52 and 54.
- India Basin, 1375 units. Preliminary Master Plan
 - Reviewed and submitted the SFFD comments for relocate the hydrants along Arelious Walker.
- Potrero Power Station. 1800 residential units.
 - Reviewing the Infrastructure Plan.
- 5M Project
 - Scheduled a meeting to discuss the SFFD comments for Street Improvement Plan.
- Mission Bay- China Basin
 - Reviewed and Submitted SFFD comments for ground floor egress plan for 410 China Basin - MBSB9
 - Approved 410 China Basin - MBSB9 - Fire Courtesy Review
- Balboa Reservoir
 - Reviewing the Infrastructure plan for Balboa Reservoir.
 - Reviewed Submitted SFFD comments for Balboa Reservoir Fire Access.
 - Reviewed and submitted the SFFD comments for AB-005 for Aerial ladder access.
- Candlestick Point
 - Reviewed and submitted the SFFD comments for Candlestick Point ISP and SIP.
 - Re-check meeting to review the SFFD comments for Site permit for 89 Harney Way- Block 9 A
 - Re-check meeting to review the SFFD comments for address 625 Gilman St.
- Potrero Hope
 - Reviewed and submitted the SFFD comments for Potrero Hope Ph2 65% Submittal
 - Reviewed and submitted the SFFD comments for Streetscape Master Plan Revision #3.
 - Field operations test results is accepted and approved
- Visitacion Valley
 - Reviewed and Discussed the fire access street width.
- Park Merced

Community Developments: Vertical Design, Mayor's Office of Housing and Community Development (MOHCD) and 100% affordable housing

- Approved the fire road access, the mean of egress and sprinkler system for Bayview SAFE Navigation Center 1925 Evans
- Approved the site permit for 858 Stanyan Street. Application # 2017-0629-0708 S/R1.
- Reviewing mid-rise 2060 Folsom Street, Application# 2016-0805-4294 S3 sprinkler system permit.

- Reviewing high rise 160 Folsom Street, Application# 2014-0625-9481 S10 Fuel oil, piping and Generator.
- Approved the street improvement plans for 833 Bryant application and the Site Permit Application # 2019-0211-2589.
- Reviewed and submitted the SFFD Comments for 1621 Market ST, Site Permit, Application No. 2019-0501-9456 S.
- Reviewed and submitted the SFFD Comments for 201 Macalla podium ARCH/ MEP. Plans YBI
- Reviewed and submitted the SFFD Comments for 266 4th ST site permit. Application No_ 2019 0723, 6649 S.
- Street improvement plans for 5 Thomas Mellon, North Buildings - Re-check meeting.
- Reviewed and submitted the SFFD Comments for 3001 24th St Application # 20180604 0916 S
- Approved the site permit for 915 Cayuga, Application # 201905241706 S
- Reviewed and Approved the Site permit and Arch. Plans for 858 Stanyan.
- Reviewed and Approved the Site permit for 833 Bryant, Application # 2019-0211-2589- 100% affordable housing.
- Approved the site permit for 36 Amber - Mayor ED 13-01 Priority Permit.
- Re-check meeting with SFFD to discuss and reply to the SFFD Comments for 3001-3021 24th St- Application No. # 2018-0604-0916 S 4 -MPE Permit.
- Re-check meeting with SFFD to discuss and reply to the SFFD Comments SFFD Comments for 1049 Golden Gate Ave - Building A, Building B, Building C and Building D
- Reviewed the Pre-Application Packet for 151 and 351 Friedell Street
- Re-check meeting with SFFD to discuss and reply to the SFFD Comments SFFD for 555 Larkin (formerly 500 Turk) Permit Application 2017-1215-6628 S2 Addendum 2.
- Reviewed and submitted the SFFD Comments for 36 Amber, Building A. application # 2019.1219.8760
- Approved the site permit for 36 Amber, Building C. application # 2019.1219.8762
- Reviewed and submitted the SFFD Comments for 3051 Folsom St. BERNAL RAD 100% affordable alterations (17 permit application #s).
- Approved the Emergency generator plans 500 Folsom St Application # 2015-0311-0506 S8.
- Reviewed and submitted the SFFD Comments for 4840 Mission St Application # 2019-0319-5605.
- Re-check meeting to discuss the SFFD Comments for Site permit _83 Harney Way, Candlestick point, Application # 2018-0413-6325
- Approved the courtesy drawings plans for 1068 Mission St, factory -built.
- Approved the courtesy drawings for courtesy drawings plans for 1 Avenue of the Palms factory-built plans
- Re-check meeting to review the SFFD response Comments for North Block 10 A Site Permit for Candlestick CP-02, address 625 Gilman St.
- Recheck meeting to discuss the SFFD Comments for 5 Thomas Million- North Buildings_ Building B, 17 Stories type IA, Application No. 2016-0920-8248.
- Reviewed and submitted the SFFD Comments for 1950 Mission 2019-0619-3875 S-2, Revision 2.

- Reviewed and submitted the SFFD Comments sprinkler system for 1950 Mission 2019-0619-3875 S-5 sprinkler system
- Reviewing the Arch/ MEP plans for 490 South Van Ness Ave application # 2010 1005 2342 / 2017 1011 0918

Accessory Dwelling Units (ADU) and Unit Legalization

- Total Accessory Dwelling Units (ADU) reviewed 35 units.
- Reviewed and approved Accessory Dwelling Units (ADU) and Unit Legalization plans for 28 units.
- Reviewed and sent comments of Accessory Dwelling Units (ADU) and Unit Legalization plans for 7 units.

Port of San Francisco, Captain Cofflin

- JP Morgan Corporate Challenge at AT&T Lot A:
 - Wednesday September 4, 2019
 - Fundraiser event, attendance 8,500
 - (1) inspector working event
- Stripe Sessions at Pier 29:
 - Tuesday, September 10, 2019
 - Corporate event, attendance 1,000
 - (1) inspector working event
- Out of Darkness Walk at AT&T Lot A:
 - Thursday, September 21, 2019
 - Fundraiser event, attendance 1,500
 - (1) inspector working event
- Autism Speaks at AT&T Lot A:
 - Thursday, September 22, 2019
 - Fundraiser event, attendance 1,500
 - (1) inspector working event
- Fiesta Gigantes at AT&T Park Lot A:
 - Thursday, September 14, 2019
 - Cultural festival, Attendance 1,000
 - (1) inspector working event
- Oktoberfest at Pier 35:
 - Friday-Sunday, September 20-22, 2019
 - Beer festival, Attendance 4,000
 - (2) inspectors working event
- Drop Box Conference at Pier 48:
 - Wednesday, September 25, 2019
 - Corporate Event, Attendance 600
 - (1) inspector working event

Bureau of Fire Investigation Update, Captain Attica Bowden

The number of Open/Active Fire Investigation Reports for September 2019 is 67. The reports include the following types of fires:

- 27 Structure Fires

- 18 Vehicle Fires
- 17 Outside Fires
- 1 Explosion
- 3 Special Incident
- 1 Trash

STATS:

During the month of September 2019 BFI responded to 27 incidents. They were as follows:

10 structure fires, 10 vehicle fires, and 7 outside/trash fires. Though BFI did not respond there were an additional 5 consults with chiefs and officers at active scenes regarding origin and cause.

Greater Alarm updates: There was one greater alarm fire this month IC#19115105 a Second Alarm FIB at 29 THORNTON on 09/25/19

ARREST: There were 4 arrests in September: one for an outside fire, one for a vehicle fire, one for an outside fire/ATM. The 4th arrest was for a structure fire.

**TASC Monthly Section Update, Captain Chad Law
SFMTA – TASC, SDAT, DPW, Vision Zero Projects, BART, Chase Center Food Vendors
and SFFD Fire Access**

SFMTA: TASC (Transportation Advisory Safety Committee)

- No objections to 5 bike share station locations, 1 Class IV Bikeways, 1 Class II Bikeway, 6 Speed Humps and 2 Speed Cushions.

SDAT (Street Design Advisory Team)

- Weekly meetings at SF Planning Department to review streetscape plans/proposals for new developments.

DPW

- SFFD received 3 requests from DPW for SFFD plan review to provide comments on developer/contractor project requests that include street/sidewalk modifications, tentative mapping approval, street encroachments, sidewalk streetscape modifications; SFFD plan review to ensure SFFD apparatus, building and fire access.

Vision Zero

- Selected as SFFD Vision Zero Chair and planning to work with Vision Zero SF to educate SFFD members about traffic calming devices and how the SFFD response times and operations can be negatively impacted. Also, working on the SFFD Accident Committee to review and potentially implement new procedures that will decrease SFFD involved accidents.

WalkSF

- Working with Executive Director on non-profit organization, Jodie Medeiros, to collaborate with the SFFD Vision Zero Committee to support community organizations. i.e. San Francisco Bay Area Families for Safer Streets. Attending “Walk and Roll to School Day” on October 2, 2019 with Supervisors and Mayor Breed.

Bollards

- Stationary, Collapsible and Retractable: Developing a sequence of operations for SFFD Suppression SOP (Standard Operating Procedures) to Retract Bollards on private

property to protect pedestrian safety zones while allowing Fire Access. Review and approved SFMTA Universal Collapsible Bollard design.

BART

- Continuing to work with BART/ MUNI by inspecting the stations and using an annual SFFD draft checklist while confirming compliance from SFFD NOV's.

Chase Center

- Continuing to attend Chase Center Roundtable discussions at City Hall and the Fibrogen building regarding SFFD Access/Emergency Response. Gathered information from the local Firehouses that have responded Code 3 and there have been no concerns thus far.

Food Vendors

- Working with City Agencies and the Mayor's Office to potentially create a City Ordinance for the non-permitted potentially hazardous hot dog carts as there are significant health and safety concerns. This would allow the SFPD to move these carts out of the sidewalks if they impede pedestrian and away if the SFFD LPG tests fail. Distance from the hot grill to the buildings and civilians should be considered as well.

BART


- Contacted the SFFD Stations regarding Speed Humps/Cushions and other Traffic Calming devices in their response area to confirm approval/objections prior to TASC.

SF DPW

- Reviewed and approved plans for Gate Closures on Public Roads after site visits and confirming with the local SFFD Suppression Chiefs and Officers.

SFMTA TASC MEETING
September 12 and September 26, 2019

| Type of Street Modification | SFFD Approval | SFFD Objection | Objection but Resolved | Held for later Hearing |
|-----------------------------|---------------|----------------|------------------------|------------------------|
| Bike Share Stations | 5 | 0 | N/A | N/A |
| Bicycle Lanes, Class II | 1 | 0 | N/A | N/A |
| Bicycle Lanes, Class III | 0 | 0 | N/A | N/A |
| Bicycle Lanes, Class IV | 1 | 0 | - | - |
| Raised Crosswalk | N/A | N/A | N/A | N/A |
| Raised Island | N/A | N/A | N/A | N/A |
| Sidewalk Widening | 0 | 4 | - | - |
| Speed Humps | 6 | 0 | N/A | N/A |
| Speed Cushions | 2 | 0 | N/A | N/A |
| Speed Table | 0 | 0 | N/A | N/A |



SFO AIRPORT DIVISION

SFFD Airport Division Recent Activities
Division Update September 1 to September 30, 2019
ADC Khairul Ali

- Attended weekly SOG Meetings with SFIA COO Ralf Ruckelshausen & SFIA Operations
- Monthly meeting with SFIA COO Jeff Littlefield
- Attended SFFD Fire Commission Meetings
- Attended two SFIA Management Meetings
- Attended SFFD Staff/ADC Meetings at Headquarters
- Attended AIOC Kick Off Session Meeting
- Attended SAO/Airfield Access & Keys Meeting
- Attended FY 20/21 Budget Kick Off Meeting
- Met with Design & Construction regarding storage space for Relief Apparatus
- Met with COO Ruckelshausen
- Attended 9/11 Commemoration Ceremony at Station 5
- Consulted with Aviation Management regarding storage facilities
- Met with Aviation Security regarding Gate #8 Access for AMR, Fleet Services
- Attended 2019 Full Scale Exercise Planning Meetings
- Attended Superbay monthly meeting regarding Fire Suppression system replacement project
- Met with Contract Administration regarding Equipment Warranties
- Attended San Mateo County Chief's Association Meeting
- Attended Debriefing of 2019 Active Shooter Exercise
- Attended VEOCI training class
- Attended 72nd Annual Police Fire Mass
- Met with Airport Division Battalion Chiefs, Rescue Captains, & Airport Fire Marshall

Operations/Training – Captain Lee and Lieutenant McCulloch

- Input New Airport Employees, Execute MAO forms, Schedule SIDA Badge Tests
- Plan, coordinate and facilitated 40 hour ARFF Driver Training class for 10 students
- Observe and critique 1TB Evacuation Drill
- Monitor Part 139 Records for accuracy and Compliance
- Coordinate Officer Training Classes with IEC
- Attended EOC meetings for SFO Annual Exercise Drill
- Attended Ramp Safety meetings
- Attended ARFF Working Group Conference in Grand Rapids, Michigan
- Updated ARFF Driver Course Materials, Driving & Performance Qualifications Test

- Processed Banner Invoices, Monitor & Record Equipment Deliveries
- Coordinated SCBA Skills Evaluations
- Supervised and conducted "Runway Crossing Exercises with FAA/ SFO Tower
- Coordinated 4 Days of Tours for SFO Hotel Meetings with IEC for ARFF Driver Course Preparation
- Input HRMS Documentation of FAR 139 Compliance Training

Training Completed

- Adapting Structural Equipment for ARFF
- Ongoing Module Make-up classes for 14 Personnel

Rescue Captains Beach, Beckwith, and Schorr

- Successful Cardiac Arrest save on 9/24/19, Full arrest on 9/9/19 DOA on aircraft
- Taught three CPR Class, 2 for United Airlines
- Responded to 55 medical calls and assisted and observed paramedics on other non-emergency calls
- Maintained narcotics restock of EMS Units at SFO
- Picked up, reviewed and graded written PCRs and delivered them to St. 49
- Attend Emergency Operations meeting at the SFO EOC
- Attended Annual Pre-planning meetings at EOC for SFO Annual Disaster Drill
- Participated in Red Cap Drills
- Attended Daily 1715 ADM meeting
- Monthly Target Solutions Training


CAD RUN TOTALS – September, 2019

| TYPE | DESCRIPTION | COUNT |
|---------|------------------------------|------------|
| 519 | VEH ACCIDENT W/ INJ | 2 |
| 520 | AIDED CASE | 387 |
| 528 | FIRE | 5 |
| 532 | SUSPICIOUS MAIL OR SUBSTANCE | 1 |
| 802 | CORONER | 2 |
| AGI | AIRCRAFT GROUND INCIDENT | 1 |
| ALERT1 | ALERT ONE | 1 |
| ALERT2 | ALERT TWO | 8 |
| ELEV | ELEVATOR RESCUE | 19 |
| FIRE | FIRE ALARM | 43 |
| FUEL | FUEL ALARM | 12 |
| GASINV | GAS INVESTIGATION | 5 |
| ODORINV | ODOR INVESTIGATION | 6 |
| SMKINV | SMOKE INVESTIGATION | 1 |
| SPILL | SPILL OF MATERIAL | 5 |
| SVC | SERVICE CALL | 13 |
| SVCM | SERVICE CALL FOR MEDICS | 1 |
| WMAIN | WATER MAIN BREAK | 1 |
| | TOTAL | 513 |
| | BIKE MEDIC TOTAL | 244 |

**Deputy Chief of Operations
Victor Wyrsh**

Report to the Commission

San Francisco Fire Department
Division of Homeland Security
1 - 30 September 2019



SFFD Homeland Security Activities
Division Update September 1 to September 30, 2019
ADC Michael Cochrane

Meetings/Exercises Attended/ EAPs:

- Local 8 Disaster presentation
- Heat Emergency Conference Calls
- SFFD/ Giants partnership
- Monthly Disaster Preparedness Coordinator meeting
- Transamerica/SFFD disaster planning
- Disaster Debris Task Force
- PTSD Stairclimb
- FIREOPS
- Disaster Committee planning and meeting
- AWSS media questions
- Operation Return with DEM, USCG
- Citywide Fuel Group
- SFPD coordination Battalion Control/ PDOC/ SFPD Disaster Plan
- Special Events Steering Committee
- Power Outrage Response /Mitigation
- Loma Prieta planning
- Support UASI classes with ADC of Training
- Heat advisory IMT calls
- CCSF Emergency Response Plan (ERP) revision
- DEM/ DPH- Battalion control
- SFFW Force Protection Meetings
- SFPD Operational Orders distribution
- Secret Service notifications and requests
- FDOC construction oversight/ training
- Grants oversight
- Training and Exercise Planning meeting
- Multiple UASI meetings
- Fireboat Disaster planning
- USAR meeting
- Resource Request Drill
- NERT
- NCRIC interface- ongoing support
- SFFD IMT Team planning
- Medical plan review for Special Events

Details for CD1

- Disaster Council
- Giants first pitch
- Police/FireMass

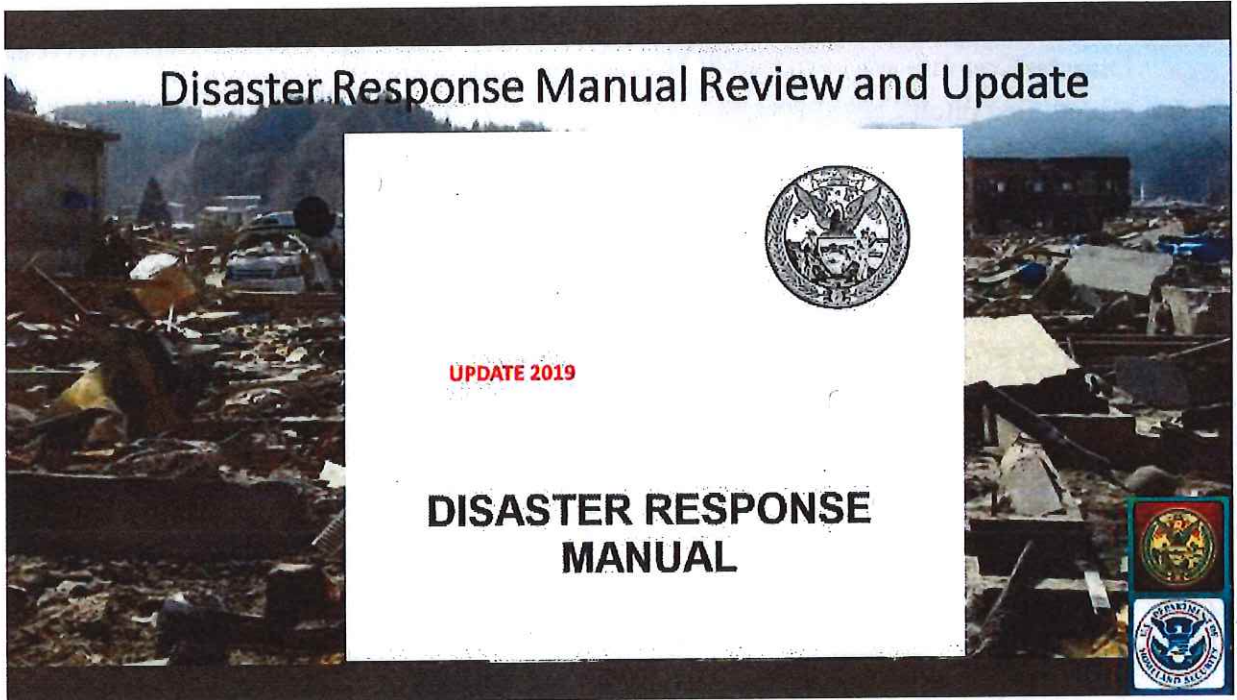
Safety 2

- Multiple working fires

- NCRIC:
- SAR reporting and review of alerts

- Canine Unit Drills:
- Monthly drills
- Canine interviews upcoming

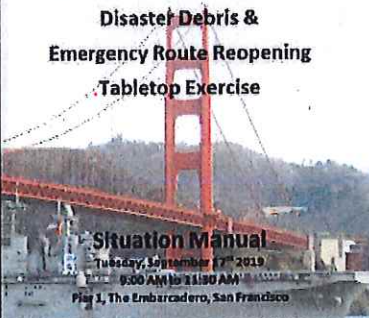
- On-going Planning:
- FDOC work
- Mobile Command -Sacramento for upgrades
- SFFD IMT ongoing development.
- Continue to work with DEM for SFFD support.
- Disaster Manual/ Committee beginning
- UASI grants






Disaster Relief Debris TTX

  **2019 SF Fleet Week Exercise Program**
Disaster Debris Management and Emergency Route Reopening
Hosted by the San Francisco Department of Emergency Management in partnership with San Francisco Fleet Week

**2019 San Francisco Fleet Week
Disaster Debris &
Emergency Route Reopening
Tabletop Exercise**



Situation Manual
Tuesday, September 17th 2019
9:00 AM to 11:00 AM
Pier 1, The Embarcadero, San Francisco




Grants 2019





9/11 Remembrance Ceremony



Water Supply Drills with NERT and SFFD Units

San Francisco Fire Department Monthly Response to Medical Calls Through 09/30/2019

First Unit On Scene [6]

| | Non Emergency Response (Priority 2) | | | | | Emergency Response (Priority 3) | | | | | | |
|---------|-------------------------------------|--------|---------------------|---------|--------|---------------------------------|--------|---------------------|---------|--------|--------------|-------|
| | Source Data | | Validated Responses | | | Source Data | | Validated Responses | | | | % OTP |
| | Count | 90th % | Count | Average | 90th % | Count | 90th % | Count | Average | 90th % | | |
| 2018/10 | 5,076 | 19.12 | 4,977 | 9.73 | 18.19 | 4,620 | 6.15 | 3,785 | 3.66 | 5.57 | 78.34 | |
| 2018/11 | 4,876 | 18.12 | 4,805 | 9.14 | 17.12 | 4,595 | 6.07 | 3,796 | 3.51 | 5.37 | 79.03 | |
| 2018/12 | 5,084 | 17.98 | 4,990 | 9.27 | 17.17 | 4,707 | 5.91 | 3,871 | 3.40 | 5.33 | 80.32 | |
| 2019/01 | 5,015 | 17.55 | 4,912 | 9.21 | 16.68 | 4,656 | 6.00 | 3,856 | 3.47 | 5.30 | 80.42 | |
| 2019/02 | 4,784 | 17.83 | 4,699 | 9.31 | 17.07 | 4,324 | 5.92 | 3,533 | 3.47 | 5.20 | 80.58 | |
| 2019/03 | 5,398 | 17.99 | 5,315 | 9.47 | 17.44 | 4,963 | 5.97 | 4,054 | 3.58 | 5.40 | 79.21 | |
| 2019/04 | 4,866 | 17.87 | 4,786 | 9.26 | 17.12 | 4,693 | 5.73 | 3,893 | 3.44 | 5.13 | 81.48 | |
| 2019/05 | 5,115 | 18.15 | 5,024 | 9.34 | 17.38 | 4,729 | 5.88 | 3,870 | 3.37 | 5.15 | 82.02 | |
| 2019/06 | 5,014 | 18.68 | 4,888 | 9.63 | 17.93 | 4,962 | 6.18 | 4,054 | 3.45 | 5.37 | 80.54 | |
| 2019/07 | 4,967 | 17.92 | 4,870 | 9.32 | 17.28 | 4,528 | 5.90 | 3,654 | 3.41 | 5.22 | 82.21 | |
| 2019/08 | 5,109 | 18.20 | 4,993 | 9.51 | 17.71 | 4,995 | 6.12 | 4,019 | 3.46 | 5.27 | 81.06 | |
| 2019/09 | 5,114 | 18.87 | 5,037 | 9.57 | 18.06 | 5,070 | 6.17 | 4,136 | 3.43 | 5.23 | 80.51 | |

First ALS Unit On Scene [7]

| | Non Emergency Response (Priority 2) | | | | | Emergency Response (Priority 3) | | | | | | |
|---------|-------------------------------------|--------|---------------------|---------|--------|---------------------------------|--------|---------------------|---------|--------|--------------|-------|
| | Source Data | | Validated Responses | | | Source Data | | Validated Responses | | | | % OTP |
| | Count | 90th % | Count | Average | 90th % | Count | 90th % | Count | Average | 90th % | | |
| 2018/10 | 5,041 | 19.35 | 4,950 | 10.01 | 18.45 | 4,582 | 7.37 | 3,758 | 4.10 | 6.44 | 91.96 | |
| 2018/11 | 4,837 | 18.33 | 4,772 | 9.41 | 17.38 | 4,558 | 7.17 | 3,766 | 3.97 | 6.43 | 92.83 | |
| 2018/12 | 5,031 | 18.27 | 4,950 | 9.56 | 17.42 | 4,678 | 6.93 | 3,854 | 3.83 | 6.15 | 93.59 | |
| 2019/01 | 4,983 | 17.80 | 4,891 | 9.41 | 16.85 | 4,631 | 6.90 | 3,834 | 3.85 | 6.06 | 93.84 | |
| 2019/02 | 4,740 | 18.00 | 4,664 | 9.55 | 17.23 | 4,301 | 7.12 | 3,513 | 3.89 | 6.05 | 93.62 | |
| 2019/03 | 5,345 | 18.36 | 5,266 | 9.76 | 17.65 | 4,937 | 6.86 | 4,034 | 3.96 | 6.10 | 93.33 | |
| 2019/04 | 4,823 | 17.98 | 4,753 | 9.54 | 17.26 | 4,655 | 6.91 | 3,870 | 3.90 | 6.18 | 93.28 | |
| 2019/05 | 5,058 | 18.34 | 4,984 | 9.60 | 17.56 | 4,692 | 6.83 | 3,842 | 3.82 | 6.03 | 93.91 | |
| 2019/06 | 4,948 | 18.85 | 4,846 | 9.89 | 18.02 | 4,892 | 7.33 | 4,009 | 3.91 | 6.37 | 92.17 | |
| 2019/07 | 4,911 | 18.23 | 4,823 | 9.58 | 17.43 | 4,493 | 6.83 | 3,631 | 3.85 | 6.12 | 93.53 | |
| 2019/08 | 5,056 | 18.53 | 4,949 | 9.80 | 17.89 | 4,954 | 7.03 | 3,991 | 3.83 | 6.05 | 93.69 | |
| 2019/09 | 5,054 | 19.27 | 4,990 | 9.88 | 18.30 | 5,030 | 7.32 | 4,107 | 3.84 | 6.15 | 93.08 | |

First Ambulance On Scene [8],[9]

| | Non Emergency Response (Priority 2) | | | | | | Emergency Response (Priority 3) | | | | | | |
|---------|-------------------------------------|--------|---------------------|---------|--------|--------------|---------------------------------|--------|---------------------|---------|--------|--------------|-------|
| | Source Data | | Validated Responses | | | % OTP | Source Data | | Validated Responses | | | | % OTP |
| | Count | 90th % | Count | Average | 90th % | | Count | 90th % | Count | Average | 90th % | | |
| 2018/10 | 4,808 | 20.69 | 4,657 | 11.28 | 19.33 | 91.32 | 4,401 | 11.37 | 3,549 | 6.00 | 9.80 | 90.76 | |
| 2018/11 | 4,638 | 19.23 | 4,538 | 10.56 | 17.99 | 93.81 | 4,375 | 10.98 | 3,560 | 5.69 | 9.32 | 92.42 | |
| 2018/12 | 4,851 | 19.48 | 4,729 | 10.72 | 18.10 | 93.55 | 4,499 | 10.85 | 3,684 | 5.67 | 9.17 | 92.86 | |
| 2019/01 | 4,840 | 18.80 | 4,693 | 10.39 | 17.50 | 94.48 | 4,478 | 10.78 | 3,651 | 5.61 | 8.98 | 93.67 | |
| 2019/02 | 4,581 | 19.05 | 4,461 | 10.57 | 17.83 | 94.04 | 4,166 | 11.08 | 3,370 | 5.65 | 9.15 | 93.00 | |
| 2019/03 | 5,125 | 19.74 | 4,989 | 10.90 | 18.43 | 92.82 | 4,744 | 10.81 | 3,825 | 5.75 | 9.44 | 91.79 | |
| 2019/04 | 4,651 | 19.20 | 4,543 | 10.57 | 17.88 | 94.25 | 4,480 | 10.28 | 3,687 | 5.50 | 8.92 | 93.36 | |
| 2019/05 | 4,880 | 19.50 | 4,757 | 10.71 | 18.23 | 93.63 | 4,476 | 10.66 | 3,629 | 5.67 | 9.03 | 93.17 | |
| 2019/06 | 4,721 | 19.95 | 4,598 | 11.01 | 18.60 | 92.45 | 4,641 | 10.82 | 3,751 | 5.77 | 9.30 | 92.67 | |
| 2019/07 | 4,735 | 19.29 | 4,596 | 10.62 | 17.99 | 93.89 | 4,294 | 10.70 | 3,423 | 5.53 | 8.87 | 94.13 | |
| 2019/08 | 4,838 | 19.71 | 4,684 | 11.02 | 18.65 | 92.42 | 4,733 | 11.07 | 3,754 | 5.66 | 9.23 | 92.65 | |
| 2019/09 | 4,802 | 20.40 | 4,692 | 11.31 | 19.15 | 91.58 | 4,789 | 11.57 | 3,850 | 5.92 | 9.97 | 90.23 | |

**San Francisco Fire Department
Activity Summary Report**

**From: 09/01/2019
To: 09/30/2019**

Calls by Resource Utilization

| <i>Call Type</i> | <i>Calls</i> | <i>%</i> |
|------------------|---------------|----------|
| EMS | 4,162 | 31.11% |
| Fire | 2,558 | 19.12% |
| Fire/EMS | 6,658 | 49.77% |
| Total: | 13,378 | |

Calls by Resource Utilization

| <i>Call Type</i> | <i>Priority</i> | <i>Calls</i> | <i>%</i> |
|------------------|-----------------|---------------|----------|
| EMS | 1 | 1 | 0.01% |
| EMS | 3 | 641 | 4.79% |
| EMS | 2 | 3,520 | 26.31% |
| Fire | 3 | 2,498 | 18.67% |
| Fire | 2 | 60 | 0.45% |
| Fire/EMS | 3 | 4,787 | 35.78% |
| Fire/EMS | 2 | 1,871 | 13.99% |
| Total: | | 13,378 | |

Responses By Unit Type

| <i>Unit Type</i> | <i>Runs</i> | <i>%</i> |
|------------------|---------------|----------|
| Chief | 2,059 | 7.13% |
| Engine | 9,594 | 33.24% |
| Medic | 8,834 | 30.61% |
| Others | 1,389 | 4.81% |
| Private | 2,822 | 9.78% |
| Rescue Captain | 957 | 3.32% |
| Rescue Squad | 430 | 1.49% |
| Truck | 2,775 | 9.62% |
| Total: | 28,860 | |

Calls by Battalion

| <i>Battalion</i> | <i>Calls</i> | <i>%</i> |
|------------------|---------------|----------|
| B01 | 1,337 | 9.99% |
| B02 | 2,795 | 20.89% |
| B03 | 2,430 | 18.16% |
| B04 | 1,318 | 9.85% |
| B05 | 854 | 6.38% |
| B06 | 863 | 6.45% |
| B07 | 629 | 4.70% |
| B08 | 1,071 | 8.01% |
| B09 | 883 | 6.60% |
| B10 | 1,112 | 8.31% |
| OTH | 86 | 0.64% |
| Total: | 13,378 | |

Incidents By Call Type

| Call Type | Count | % | Call Type | Count | % |
|------------------------------------|-------|------|-------------------------------------|-------|-----|
| Medical Incident | 2,313 | 17.3 | Burns | 15 | 0.1 |
| Sick Call | 1,452 | 10.9 | Eye Problem | 15 | 0.1 |
| Alarms | 1,092 | 8.2 | Environmental Exposure | 10 | 0.1 |
| Subject Unconscious | 917 | 6.9 | Fuel Spill | 8 | 0.1 |
| Falls | 885 | 6.6 | HazMat | 2 | 0.0 |
| Breathing Difficulty | 743 | 5.6 | Industrial Accidents | 2 | 0.0 |
| Medical Nature Unknown | 537 | 4.0 | Drowning | 2 | 0.0 |
| Traffic Collision | 477 | 3.6 | Assist Police | 2 | 0.0 |
| Structure Fire / Smoke in Building | 420 | 3.1 | Marine Fire | 1 | 0.0 |
| Chest Pain | 386 | 2.9 | Explosion | 1 | 0.0 |
| Assault | 347 | 2.6 | High Angle Rescue | 1 | 0.0 |
| Overdose | 309 | 2.3 | Confined Space / Structure Collapse | 1 | 0.0 |
| Seizures | 297 | 2.2 | Train / Rail Incident | 1 | 0.0 |
| Citizen Assist / Service Call | 289 | 2.2 | On-Star | 1 | 0.0 |
| Outside Fire | 288 | 2.2 | | | |
| Hemorrhage | 271 | 2.0 | | | |
| Cardiac Arrest | 260 | 1.9 | | | |
| Other | 254 | 1.9 | | | |
| Abdominal Pain | 232 | 1.7 | | | |
| Trauma | 215 | 1.6 | | | |
| Transfer | 201 | 1.5 | | | |
| Stroke | 135 | 1.0 | | | |
| Elevator / Escalator Rescue | 112 | 0.8 | | | |
| Psychiatric Problem | 109 | 0.8 | | | |
| Electrical Hazard | 96 | 0.7 | | | |
| Diabetic Problems | 79 | 0.6 | | | |
| Back Pain | 77 | 0.6 | | | |
| Gas Leak (Natural and LP Gases) | 74 | 0.6 | | | |
| Smoke Investigation (Outside) | 64 | 0.5 | | | |
| Stab/Gunshot/Penetrating Trauma | 62 | 0.5 | | | |
| Allergic Reaction | 60 | 0.4 | | | |
| Heart Problem | 58 | 0.4 | | | |
| Headache | 53 | 0.4 | | | |
| Vehicle Fire | 46 | 0.3 | | | |
| Choking | 32 | 0.2 | | | |
| Pregnancy | 22 | 0.2 | | | |
| Water Rescue | 20 | 0.1 | | | |
| Odor (Strange / Unknown) | 19 | 0.1 | | | |
| Animal Bites | 16 | 0.1 | | | |

Working Fires and Greater Alarms

| Call No. | Date | Address | Batt. | Alarms | Losses | Units | Pers. |
|----------|------------|-------------------------------|-------|--------|-----------|-------|-------|
| 19104296 | 09/02/2019 | 970 GREEN ST | B01 | 1 | | 15 | 39 |
| 19105158 | 09/04/2019 | 135 8TH ST | B02 | 1 | | 12 | |
| 19106424 | 09/06/2019 | 220 JEFFERSON ST | B01 | 1 | \$2,000 | 16 | 43 |
| 19109122 | 09/12/2019 | 44 CARR ST | B10 | 1 | \$52,500 | 13 | 37 |
| 19109551 | 09/13/2019 | 283 RICHLAND AV | B06 | 1 | | 13 | 37 |
| 19111373 | 09/17/2019 | 1915 FILLMORE ST | B04 | 1 | \$600 | 14 | 42 |
| 19111509 | 09/17/2019 | LAKE MERCED BL/BROTHERHOOD WY | B08 | 1 | | 15 | 39 |
| 19111542 | 09/18/2019 | 66 DELANO AV | B09 | 1 | \$500,000 | 21 | 51 |
| 19112445 | 09/20/2019 | SELBY ST/GALVEZ AV | B10 | 1 | \$50,000 | 13 | 37 |
| 19112768 | 09/20/2019 | 247 SAGAMORE ST | B09 | 1 | \$30,000 | 15 | 41 |
| 19114027 | 09/23/2019 | 149 2ND ST | B03 | 1 | \$30,000 | 13 | 38 |
| 19114598 | 09/24/2019 | 706 25TH AV | B07 | 1 | \$60,000 | 15 | 39 |
| 19115105 | 09/25/2019 | 29 THORNTON AV | B10 | 2 | \$962,000 | 32 | 83 |
| 19115825 | 09/27/2019 | 715 MISSOURI ST | B10 | 1 | | 12 | 33 |
| 19115992 | 09/27/2019 | 1029 WISCONSIN ST | B10 | 1 | \$7,600 | 15 | 40 |
| 19116391 | 09/28/2019 | 3673 MISSION ST | B06 | 1 | | 13 | 37 |
| 19116534 | 09/28/2019 | 1000 MARIPOSA ST | B03 | 1 | | 13 | 38 |

Total Working Fires and Greater Alarms: 17

NEWS RELEASE

| | | | | | |
|--|---|-----------------------|----------------------------|------------------------------|------------------------|
| DAY: | Wednesday | DATE: | 09/25/19 | TIME: | 18:20 |
| INC# | FD19115105 | SEQUENCE: | 19-09 | | |
| ADDRESS: | 29 Thornton Ave | CROSS ST: | Latoma | | |
| STORIES: | 2 | TYPE: | 5 | OCCUPANCY: | Residential |
| CHIEF IN COMMAND: | D3 Juratovac | STAGING: | N/A | | |
| DIVISION: | D3 Chief Juratovac | BATTALION: | Batt 10 Abbott | | |
| BOX/U/D | TIME | ENGINE | TRUCK | CHIEF | SPECIAL APPARATUS |
| 6513 | 18:20 | 17 42 25 | 17 09 | B10 B06 D3 | RS2 M70 TCA10 |
| WF | 18:25 | E09 RIC | | | RC3 |
| 2A | 18:42 | 44 32 37 11 | 11 | B09 | M84 AR1 BE1 MA1 |
| | 18:44 | | | | PIO1 |
| | 18:47 | | | | CD3 SO3 |
| Special Call | 19:11 | 20 | | | MA2 |
| DIRECTED COVERS: | E35 to 44, E20 to 42, T19 to 09 | | | | |
| FIRE CONTAINED @: | 18:57 | FIRE UNDER CONTROL @: | 19:19 | | |
| FIREFIGHTERS: | 70 | UNITS | 27 | | |
| RED CROSS NOTIFIED: | Yes No X | TIME: | N/A | INCIDENT # | N/A |
| DISPLACED RESIDENTS: | ADULTS: | 1 | CHILDREN: | 0 | ANIMAL: 0 |
| <i>BUREAU OF FIRE INVESTIGATION REPORTS</i> | | | | | |
| FIRE INVESTIGATORS: | Kelly, Laura | | Labrado, Edward C. | | |
| ALARM INITIATED BY: | PHONE X | CAUSE: | Under Investigation | | |
| EXTENT OF FIRE: | BLDGS: | 3 | UNITS: | 0 | FLOORS: 2 |
| FIRE BLDG DAMAGE | PROPERTY: | 900,000.00 | CONTENTS: | 62,000.00 | |
| EXPOSURES | ADDRESS | PROPERTY | CONTENTS | | |
| D | 31 Thornton Ave | 58,000.00 | 5,500.00 | | |
| B | 25 Thornton Ave | 98,000.00 | 28,000.00 | | |
| DEATHS | FIREFIGHTERS: | 0 | CIVILIANS: | 0 | |
| INJURIES: | FIREFIGHTERS: | 0 | CIVILIANS: | 0 | |
| REMARKS: | <ul style="list-style-type: none"> • SFPD: 192684340 • PGE: Notified 18:37 • DBI: Notified 18:57 • Water Dept.: Notified via Page • MUNI: N/A • ACC: N/A • 10-1 Modified: N/A • Fire Watches: E29 22:00 to 01:00, E08 01:00 to 04:00, E24 04:00 to 08:00 • Division 2 Responded to Radio to advise on direct cover in • All three buildings on 25, 29, 31 Thornton Ave are 2 story type 5 • Red Cross was not needed for the 1 adult displaced • E51 was backup OS and was taken off and made AOR | | | | |
| DISPATCH OFFICERS | PMC Byrne, LT Jew | | | Report Author: LT Jew | |